AGENDA

REGULAR BOARD MEETING

Board Room
3707 Old Highway 395
Fallbrook, CA 92028

Tuesday, September 23, 2025
1:00 P.M.

1. CALL TO ORDER

2. ROLL CALL: Hamilton, Mack, Townsend-Smith, Hoffman, Irvine

3. PLEDGE OF ALLEGIANCE

4. ADDITIONS/DELETIONS/AMENDMENTS TO THE AGENDA

5. APPROVAL OF THE AGENDA

6. PUBLIC COMMENT

Any person may address the Board at this time upon any subject not identified on this Agenda, but within the jurisdiction of Rainbow Municipal Water District; however, any matter that requires action will be referred to staff for a report and action at a subsequent Board meeting. As to matters on the Agenda, if a request to make a public comment is received, an opportunity will be given to address the Board when the matter is considered.

Members of the public may make comments in person by submitting a Speaker Slip to the Board Secretary, virtually through virtual or teleconference options, or by submitting an email to tquintanar@rainbowmwd.ca.gov no less than one hour prior to the posted start time of the meeting. Comments shall be made in an orderly manner, and profanity, slander, or abusive language which is disruptive to the meeting will not be tolerated. Individuals have a limit of three (3) minutes to make comments and will have the opportunity when called upon by the presiding officer.

7. EMPLOYEE RECOGNITIONS

A. Josh Cruz – 5 Years

8. COMMITTEE MEETING SUMMARIES

A. Budget and Finance Committee
B. Engineering and Operations Committee
C. Communications and Customer Service Committee

9. CONSENT CALENDAR

Consent Calendar items are expected to be routine and non-controversial, to be acted upon by the Board at one time without discussion. If any Board member, staff member, or interested person requests that an item be removed from the Calendar, it shall be removed so that it may be acted upon separately.

A. Approval of August 19, 2025 - Regular Board Meeting Minutes
B. Approval of August 20, 2025 - Special Board Meeting Minutes
C. Approval of a Notice Of Completion and Acceptance of Minor Facilities Constructed By Customers (Division 2)
D. Approval of a Notice Of Completion and Acceptance of Minor Facilities Constructed By Customers (Correction) (Districtwide)

10. ACTION ITEMS

A. Consider Approval of Additional Funds in the Amount of $393,245 for Design Services with Hazen and Sawyer for the Line NN Emergency Replacement Project (Division 1)
B. Consider Approval of a Sewer Service Agreement with Spa Havens, L.P., for the Cal-A-Vie Health Spa (Division 1)
C. Consider Approval of Addendum No. 2 for Expanded Participation in the CropSWAP Program
D. Consider Award of an Amended Agreement with Engineering Resources of Southern California for the Water and Wastewater Masterplan (Districtwide)

11. INFORMATION ITEMS

A. Operations Report
B. Engineering Report
C. Administrative Services Report
D. Finance Report

12. REPORTS & COMMENTS

This is placed on the agenda to enable individual Board members, Legal Counsel, and the General Manager to convey information to the Board and the public. There is to be no discussion or action taken by the Board of Directors.

A. General Manager's Report
B. Legal Counsel's Report
C. Board Member Comments
D. Board Reports
    1. CSDA
    2. LAFCO
    3. Eastern MWD
    4. ACWA
    5. Committees, Workshops, Seminars, Training

13. REQUESTS TO ATTEND UPCOMING MEETINGS / CONFERENCES / SEMINARS

14. SUGGESTED AGENDA ITEMS FOR THE NEXT REGULAR BOARD MEETING

15. CLOSED SESSION

A. PUBLIC EMPLOYEE PERFORMANCE EVALUATION Pursuant to Government Code Section 54957, Title: General Manager

B. CONFERENCE WITH LABOR NEGOTIATORS - Government Code §54957.6 and §54957 Agency Designated Representatives Jake Wiley and Karleen Harp; labor negotiations for: Rainbow Employee Association, & Rainbow Association of Supervisor and Confidential Employees

16. DISCUSSION AND POSSIBLE ACTION REGARDING THE APPOINTMENT, EMPLOYMENT, EVALUATION OF PERFORMANCE, OR COMPENSATION OF THE GENERAL MANAGER (JACOB WILEY)

17. ADJOURNMENT - To October 28, 2025, at 1:00 p.m.

ATTEST TO POSTING:

/s/Terese Quintanar	9/18/2025 10:52 AM
Terese Quintanar Secretary of the Board	Date and Time of Posting Outside Display Cases

Rainbow Municipal Water District (RMWD) provides remote attendance options solely as a matter of convenience to the public. RMWD will not stop or suspend its in-person public meeting should a technological interruption occur with respect to the Zoom or call-in line listed on the agenda. We encourage members of the public to attend meetings in person at 3707 Old Highway 395, Fallbrook, CA 92028, or remotely utilizing the options below:

For Online Participation:

Go to: https://rainbowmwd.zoom.us/j/85664315900

If members of the public attending virtually would like to ask a question or make a comment on any item listed on this agenda, please utilize the "Raise Hand" button, located at the bottom of the screen. We will be alerted that they would like to speak. When called upon, please unmute the microphone and ask the question or make comments in no more than three minutes.

For Call-in Only:

Call: (669) 900-6833,or (669) 444-9171,or
(309) 205-3325, or (312) 626-6799, or
(564) 217-2000, or (689) 278-1000
Meeting ID: 856 6431 5900

*Those who have joined by dialing a number on their telephone can dial *9 to alert us of a request to speak and *6 to unmute, once called upon by the presiding officer.*

In accordance with the requirements of California Government Code Section 54954.2, this agenda has been posted at the District's Administrative offices not less than 72 hours prior to the meeting date and time above. Meetings are regularly held at 1:00 p.m. All public records relating to each agenda item, including any public records distributed less than 72 hours prior to the meeting to all, or a majority of all, of the members of the District's Board, are available for public inspection in the office of the District Secretary, 3707 Old Highway 395, Fallbrook, CA 92028

If you have special needs because of a disability that makes it difficult for you to participate in the meeting or you require assistance or auxiliary aids to participate in the meeting, please contact the District Secretary (760) 728-1178 by at least noon on the Friday preceding the meeting. The District will attempt to make arrangements to accommodate your disability.

RAINBOW
MUNICIPAL WATER DISTRICT

STAFF REPORT
Item No.7

BOARD OF DIRECTORS

September 23, 2025

SUBJECT

EMPLOYEE RECOGNITIONS

DESCRIPTION

Below is information about of this month's Staff recognition.

5 YEARS OF SERVICE AWARD:
JOSH CRUZ

Josh Cruz joined the District in 2020 during the height of the COVID-19 pandemic and quickly proved himself as a strong leader and a steady presence for both staff and customers.

Under his leadership, the Customer Service team has been recognized as Team of the Year two years in a row by the District. He has also implemented key innovations, such as redesigning the water bill and upgrading the billing portal, making services more accessible and user-friendly for the community.

Recently promoted to Meters and Customer Service Supervisor, he has seamlessly embraced expanded responsibilities and new team members with competence and dedication.

Today, we celebrate not only Josh's five years of dedicated service, but also the lasting impact of his leadership, integrity, and commitment to excellence at the District.

Jake Wiley, General Manager

RAINBOW
MUNICIPAL WATER DISTRICT

BOARD INFORMATION
Item No.8

BOARD OF DIRECTORS

SUBJECT

COMMITTEE MEETING SUMMARIES

DESCRIPTION

A verbal update will be provided at the meeting regarding meeting topics most recently discussed by the District's Standing Committees:

A. Budget and Finance Committee
B. Engineering and Operations Committee
C. Communications and Customer Service Committee

Jake Wiley, General Manager

MINUTES OF THE REGULAR BOARD MEETING
BOARD OF DIRECTORS
RAINBOW MUNICIPAL WATER DISTRICT
AUGUST 19, 2025

1. CALL TO ORDER - The Regular Meeting of the Board of Directors of the Rainbow Municipal Water District on August 19, 2025, was called to order by Vice President Mack at 1:00 p.m. in the Board Room of the District, 3707 Old Highway 395, Fallbrook, CA 92028. Vice President Mack presided.

2. ROLL CALL:

Present: Directors Mack, Townsend-Smith, Irvine, Hoffman (Joined at 1:09)

Also Present: General Manager Wiley, Legal Counsel Smith, Administrative Services Manager Harp, Information Technology Manager Khattab, District Secretary Quintanar, Chief Operations Manager Gutierrez, Deputy Operations Manager Coffey, Finance Manager Shilkov, Engineering & CIP Manager, Member Nelson, Utility Worker Gonzalez, Construction Supervisor Nunez, Meter & Customer Service Supervisor Cruz, Utility Worker Vasquez, Sr. Fleet Mechanic Del Rio, Andrea Boehling-IB Consulting

Absent: Director Hamilton

Also Present in Person, Via Teleconference or Videoconference: Sr. Project Manager Tamimi, Administrative Analyst Barrow, Administrative Assistant Montano, Safety and Risk Management Officer Johnson

Carol Hansen and other members of the public and staff were present in person, via teleconference, or videoconference.

3. PLEDGE OF ALLEGIANCE

4. ADDITIONS/DELETIONS/AMENDMENTS TO THE AGENDA (Government Code §54954.2)

There were none.

5. APPROVAL OF THE AGENDA

Motion: To approve the Agenda as presented.
Action: Approve, Moved by Director Irvine, Seconded by Director Mack
Vote: Motion carried by unanimous vote (summary: Ayes = 3)
Ayes: Directors Mack, Townsend-Smith, and Irvine

6. PUBLIC COMMENT

There were no requests to speak.

7. EMPLOYEE RECOGNITIONS

A. Michael Gonzalez – 5 Years
B. Rene Del Rio- Excellence Coin Award

General Manager Wiley announced and congratulated Michael Gonzalez, who has reached his five-year milestone with the District. Michael holds a Utility Worker III position on our construction team. Over the past five years, he's achieved certifications and an incredible skill level.

Mr. Wiley recognized Mr. Del Rio for earning all five of the District's Core Values Coins, an accomplishment shared by only a few employees.

8. COMMITTEE MEETING SUMMARIES

Mr. Nelson reported on the Budget and Finance Committee meeting of August 12, 2025, where the rate study efforts were reviewed and discussed in detail. On August 5, 2025, the Engineering and Operations Committee met and recommended Board approval of the NOCs and the award of a contract for the Water and Wastewater Master Plans Project. These Committees will not meet in September. The August Communications and Customer Service Committee meeting was canceled.

9. CONSENT CALENDAR

A. Approval of July 22, 2025 - Regular Board Meeting Minutes
B. Approve Notice Of Completion and Acceptance of Minor Facilities Constructed By Customers (Districtwide)
C. Approval of the Fifth Amendment to the Unrecorded Joint Agreement to Improve Major Subdivision, Partial Release of Joint Lien Contract, and Partial Termination of Original Holding Agreement for San Diego Tract No. 4736-1 (Division 1)

Motion: To approve the Consent Calendar, consisting of the July 22, 2025, minutes, the Notice of Completion for minor facilities constructed by customers and the Fifth Amendment to the Unrecorded Joint Agreement to Improve Major Subdivision, Partial Release of Joint Lien Contract, and Partial Termination of Original Holding Agreement for San Diego Tract No. 4736-1
Action: Approve, Moved by Director Irvine, Seconded by Director Mack
Vote: Motion carried by unanimous vote (summary: Ayes = 4)
Ayes: Directors Mack, Townsend-Smith, Hoffman, and Irvine

10. PRESENTATION

A. Rate Study Update

General Manager Wiley introduced Andrea Boehling, Principal and Managing Partner of IB Consulting. Ms. Boehling presented an overview of the key factors involved in the financial planning process, the existing plan, current financial status, challenges, and cost considerations.

Factors impacting the Financial Plan include expense projections, reserve funding, water demands, capital spending, and revenue projections. She presented various financial scenarios for consideration in preparation for the District's next five-year Financial Plan. The District has noticed rates through 2028 that would generate $4.3M in revenues each year, if implemented. By doing so, the District would see a net positive cash flow each year, sufficiently fund capital needs, and reinforce healthy reserves.

She also explained the requirements for setting rates in compliance with Proposition 218 and referenced several changes to methodology that have resulted from recent court decisions.

Mr. Wiley explained that there are things to consider, such as standby charges and ag rates, and given the recent decisions, suggested the development of a rate card for January 1, 2026, as a conservative approach at this time. The current Cost For Service Study utilizes uniform rates and takes a conservative approach. Alternatives for future rates within our legal limitations should be reviewed through a rate study in a year or two. Ms. Boehling concluded by stating that she would proceed with planning for 11,000 acre feet in sales, and the financial planning effort is well underway.

11. ACTION ITEMS

A. Consider Approval of an Agreement with Hoch Consulting for the Water and Wastewater Master Plans Project and a Project Budget Increase (Districtwide)

Mr. Williams explained that the last update was in 2016. Since that time, the District has changed its wholesale water supplier, has had several large residential housing developments complete construction, and has multiple large mixed-use and residential developments in varying planning and design phases. With development growth anticipated, infrastructure planning is crucial to ensure the District continues to meet the water and wastewater service demands. A primary component of both master plans is a comprehensive update to the hydraulic models. The existing potable water hydraulic model is outdated, and no model currently exists for the wastewater collection system. These models will provide clarity on the impact of any proposed development and the priority of CIPs.

Four proposals were received, and staff interviewed three of the proposing firms and concluded that Hoch Consulting was the most responsive and qualified. In addition, the Urban Water Management Plan (including the Water Shortage Contingency Plan) and Fire Flow Analysis are options that can be added to the contract. Mr. Wiley added that this project has been in the works for about a year, and that it is critical for us to have the tools we need to evaluate growth and prioritize capital projects. The water and sewer hydraulic models will guide us for the next ten years. He also reported that he participated in the proposal review process and relayed his confidence in Hoch and Kennedy Jenks Consultants' qualifications and teams. Their approach will provide added value to the District and provide optional efforts that it also needs.

In response to Director Hoffman, Mr. Williams explained that the proposal submitted by the firm not chosen for interview, Engineering Resources of Southern California (ERSC), was found to be more general in nature and did not demonstrate a clear understanding of Rainbow's specific operations and needs. Mr. Wiley added that it's not the firm, but the experience and expertise of the individuals working on the project that are most important. The two top-rated firms have teams that stood out as having the ability to provide the caliber of work desired.

In response to Director Irvine's inquiry, staff reported that references for ERSC were not contacted, as the initial review determined that the proposal lacked sufficient quality and detail to

advance further in the evaluation process. Director Irvine acknowledged that the lowest bid is not the sole criterion for selection. While recognizing the advantages of working with teams already familiar with the District, he also opined that it is important to provide opportunities to other firms and achieve cost savings.

Mr. Wiley reiterated that he ranked the proposals based on the experienced team and anticipated quality of the product. Director Townsend-Smith expressed her preference for cost savings, and Mr. Wiley responded that staff would have concerns about entering into a contract with ERSC for the work and would have a very low level of confidence in a valuable project result.

Director Irvine reported that he checked ERSC's references and received a glowing recommendation. He also has a history with that group, and dialogue with them about their qualifications may have been helpful.

Mr. Williams reported that the master plan project work is anticipated to take 12-18 months, that staff will be involved throughout the process, and that the goal is to develop a tool and resource that all departments can use. He assured the Board that the proposals were thoroughly vetted.

Discussion followed, including input from Member Nelson about Engineering and Operations Committee discussions, financial resources, previous work done by Hoch Consulting, interviewing the ERSC team, and potential cost savings.

Motion: To approve an Agreement with Engineering Resources of Southern California (ERSC) for the Water and Wastewater Master Plans Project, for $635,140
Action: Approve, Moved by Director Irvine, Seconded by Director Townsend-Smith
Vote: Motion carried by majority vote with Director Mack opposed (summary: Ayes = 3)
Ayes: Directors Townsend-Smith, Hoffman, and Irvine

B. Consider a Variance Request From Resolution 2024-08 to Allow a Lot, Larger Than 0.49 Acres, to Qualify for Capacity Class B ¾" Meter and Approve the New Water Service Application (Division 5)

Referencing the discussion of the Rate Study, property owner Carol Hansen shared an observation about how some utility companies structure their rates.

She then referenced Resolution No. 2024-08, in which meter size requirements are determined by parcel size. Per the Resolution, a .5 acre parcel would require a 1" meter, and the County Records of 1973 indicate the parcel size is .5 acres. However, she explained that, due to easements and access roads that have been paved by neighbors, a portion of their parcel cannot be utilized. Hence, the Hansens hired a licensed surveyor to remeasure the parcel, and the square footage was determined to be 21,541 sqft. The exhibit to Resolution No. 2024-08 reflects that lot sizes of less than 21,780 sqft may qualify for a ¾" meter, and the initial and long-term cost savings are considerable. She described the intended use for the parcel and requested approval to purchase a ¾" meter at this time, with the understanding that adjustments may be required later to meet fire flow requirements.

General Manager Wiley responded that the District relies on the County of San Diego's records to confirm parcel sizes. In this case, County records show that the subject parcel is .75 acre gross, .5 net, which requires a 1" meter, per our code. In addition, the fire sprinkler requirement for single-family homes needs to be considered, as the meter needs to accommodate the flow required. Ms. Hansen explained that she had spoken with a general who can utilize regulators

and work with a ¾" meter. General discussion followed in regard to fire department requirements and the need for more information.

Motion: To table this item until such time that fire department guidelines or requirements for the subject parcel are available.
Action: Approve, Moved by Director Townsend-Smith, Seconded by Director Mack
Vote: Motion carried by unanimous vote (summary: Ayes = 4)
Ayes: Directors Mack, Townsend-Smith, Hoffman, and Irvine

C. Consider Adoption of an Ordinance Amending and Updating Administrative Code Section 1.02.020 – Conflict of Interest

Motion: To adopt Ordinance No. 25-08, amending Administrative Code Section 1.02.020 – Conflict Of Interest
Action: Approve, Moved by Director Mack, Seconded by Director Townsend-Smith
Vote: Motion carried by unanimous vote (summary: Ayes = 4)
Ayes: Directors Mack, Townsend-Smith, Hoffman, and Irvine

12. INFORMATION ITEMS

Information was included in the meeting packet. There were no questions.

13. REPORTS & COMMENTS

Finance Manager Shilkov confirmed for Director Townsend-Smith that revenues saved through the detachment have been added to the reserve account.

General Manager Wiley reported that LAFCO appointed an alternate public member, Ilene Delaney. EMWD provides RMWD with regular updates regarding MWD, which is recruiting for a general manager and considering adjustments to its rate structure that may benefit RMWD.

Director Townsend-Smith also inquired about the District's use of solar power generation. General Manager Wiley responded by citing some challenges within the solar industry, such as the loss of the tax credit, and that staff have made efforts to pursue all options that may still be available and will provide more information to the Board shortly.

14. REQUESTS TO ATTEND UPCOMING MEETINGS / CONFERENCES / SEMINARS

Director Hoffman requested staff's assistance with an update on the status of her request to attend the Delta tour offered by EMWD and MWD.

15. SUGGESTED AGENDA ITEMS FOR THE NEXT REGULAR BOARD MEETING

There were none.

16. CLOSED SESSION

Legal Counsel Smith announced that the Closed Session item posted pursuant to Government Code §54957.6 and §54957 for labor negotiations was adjourned and continued to August 20, 2025, during the posted Special Meeting.

17. ADJOURNMENT - The meeting was adjourned at 2:57 p.m.

Michael Mack, Board Vice President

Attest:

Terese Quintanar, District Secretary

MINUTES OF THE SPECIAL BOARD MEETING
OF THE BOARD OF DIRECTORS OF THE
RAINBOW MUNICIPAL WATER DISTRICT
AUGUST 20, 2025

1. CALL TO ORDER - The Special Meeting of the Board of Directors of the Rainbow Municipal Water District on August 20, 2025, was called to order by President Hamilton at 1:02 p.m. in the Board Room of the District, 3707 Old Highway 395, Fallbrook, CA 92028. President Hamilton presiding.

2. ROLL CALL:

Present: Directors Hamilton, Mack, Townsend-Smith, Hoffman, and Irvine (Director Irvine attended remotely as an observer)

Also Present: General Manager Wiley, Legal Counsel Smith, District Secretary Quintanar, Administrative Services Manager Harp, Information Technology Manager Khattab

There were no members of the public in attendance.

3. PLEDGE OF ALLEGIANCE

4. APPROVAL OF THE AGENDA

Motion: To approve the Agenda as presented.
Action: Approve, Moved by Director Mack, Seconded by Director Hamilton
Vote: Motion carried by unanimous vote (summary: Ayes = 4)
Ayes: Directors Hamilton, Mack, Townsend-Smith, and Hoffman

5. PUBLIC COMMENT

There were none.

6. CLOSED SESSION

The Board and staff adjourned to closed session at 1:05 p.m. to discuss:

A. PUBLIC EMPLOYEE PERFORMANCE EVALUATION Pursuant to Government Code Section 54957, Title: General Manager
B. CONFERENCE WITH LABOR NEGOTIATORS - Government Code §54957.6 and §54957 Agency Designated Representatives Jake Wiley and Karleen Harp; labor negotiations for: Rainbow Employee Association, & Rainbow Association of Supervisor and Confidential Employees

The Board readjourned to open session at 3:00 p.m. Legal Counsel Smith stated that there was no action to report.

7. **ADJOURNMENT** The meeting was adjourned at 3:01 p.m. by President Hamilton.

Hayden Hamilton, Board President

Terese Quintanar, District Secretary

RAINBOW
MUNICIPAL WATER DISTRICT

CONSENT CALENDAR
Item No. 9.C

BOARD OF DIRECTORS

September 23, 2025

SUBJECT

NOTICE OF COMPLETION AND ACCEPTANCE OF MINOR FACILITIES CONSTRUCTED BY CUSTOMERS (DIVISION 2)

BACKGROUND

Customers are often required to construct improvements for Rainbow Municipal Water District (District) to develop a parcel of land within the District's boundaries. These requirements include extending a water main to serve a parcel, installing new water or sewer services, or installing a fire hydrant for fire protection. When constructing facilities to connect to an existing water main or sewer line, a customer must submit a water, sewer, or fire hydrant application, submit proposed plans for plan check services, pay all applicable fees (plan check, capacity fees, and inspection), and hire a contractor with a class "A" license to install the facilities according to the District's Standard Specifications. The customer then warrants the work free of defects for one-year following Board acceptance and filing of the Notice of Completion. The District becomes responsible for the daily operation and maintenance of the fire hydrant following the one-year warranty phase.

DESCRIPTION

The following facilities have been constructed per the District's Domestic Water, Recycled Water, and Sanitary Sewer Facilities Construction Standards Manual, inspected, and tested per specifications.

Facilities constructed and ready for acceptance include the following:

- Installation of a 1-inch Water Service at 121 Spanish Spur Fallbrook, CA 92028 constructed by Alexander Contracting (Division 2)

Following acceptance by the Board and filing of the Notice of Completion, a one-year warranty period commences where all required maintenance and upkeep of the facilities lies with the customer. Installation costs for each project will be added to the District's total valuation.

POLICY/STRATEGIC PLAN KEY FOCUS AREA

Strategic Focus Area Two: Asset Management.

ENVIRONMENTAL

In accordance with California Environmental Quality Act (CEQA) guidelines Section 15378, the action before the Board, filing a Notice of Completion and accepting the facilities, does not constitute a "project" as defined by CEQA and further environmental review is not required at this time.

BOARD OPTIONS/FISCAL IMPACTS

The construction costs of the improvements totaling $25,508 will be added to the District's asset valuation.

1) Option 1:
    - Accept the Appurtenances Constructed by customers as complete and as shown on the District's Standard Drawings.
    - Approve filing the Notice of Completion.
    - Add installation costs to the District's total valuation:

        i. $25,508 Installation of 1-inch Water Service at 121 Spanish Spur Fallbrook, CA 92028 constructed by Alexander Contracting.

    - Make a finding that the action herein does not constitute a "project" as defined by CEQA.

2) Option 2:
    - Provide other direction to staff.

STAFF RECOMMENDATION

Staff recommends Option 1.

Chad Williams 09/23/2025
Engineering & CIP Program Manager

Attachment(s):
1. Project Site Map Spanish Spur

1-INCH WATER SERVICES 121 SPANISH SPUR DISTRICT PROJECT NO. 610138

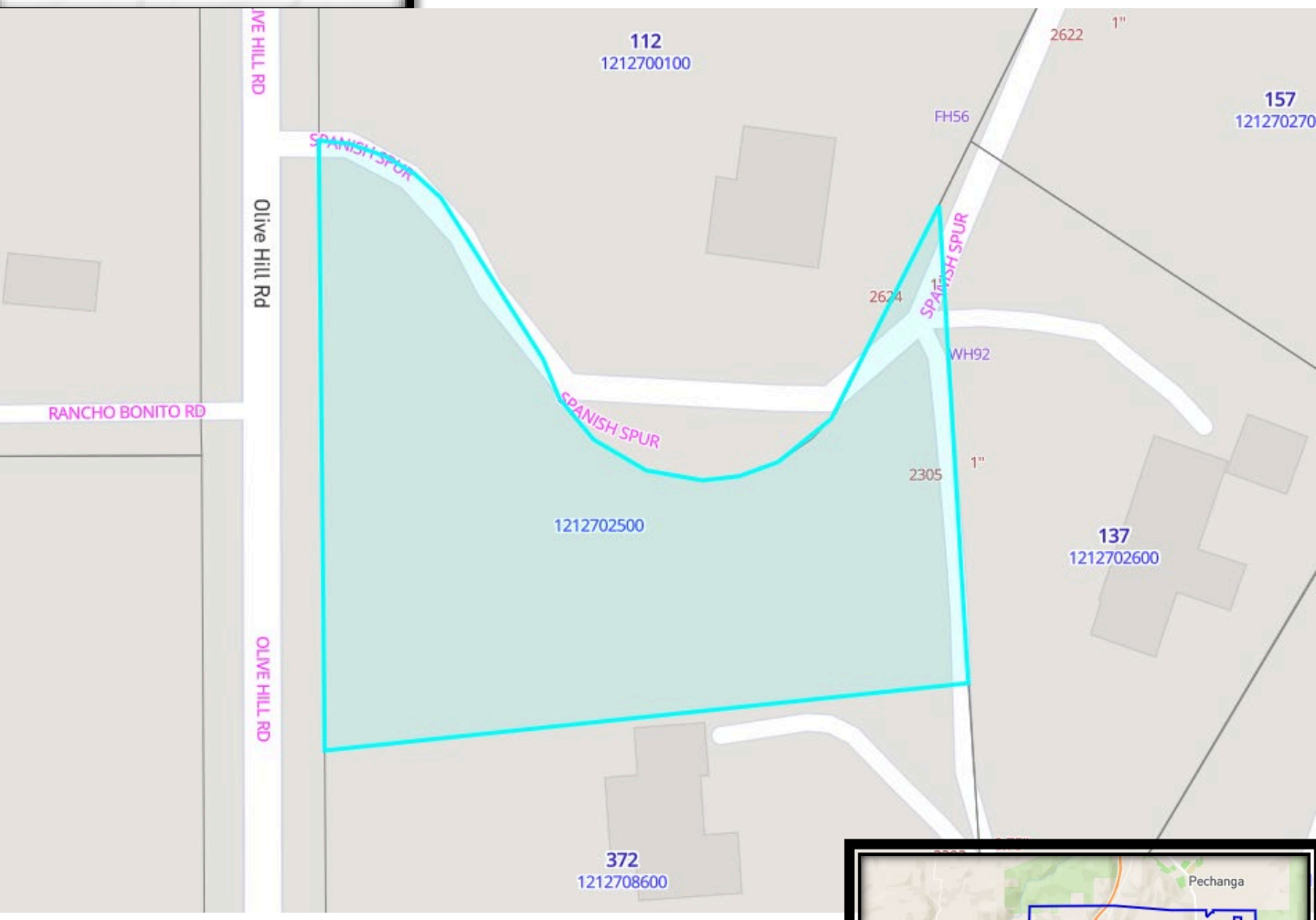

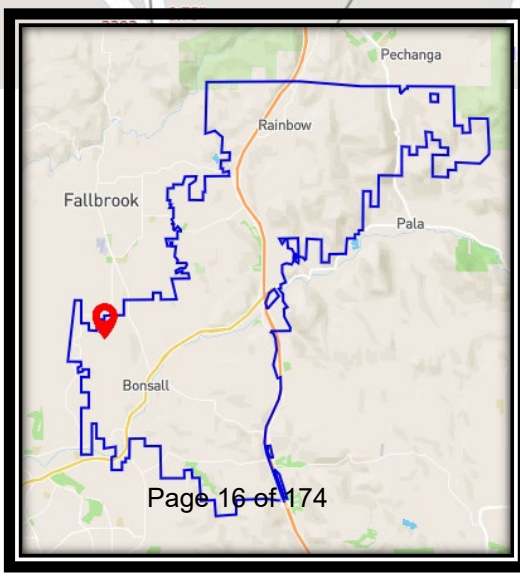

RAINBOW
MUNICIPAL WATER DISTRICT

CONSENT CALENDAR
Item No. 9.D

BOARD OF DIRECTORS

September 23, 2025

SUBJECT

NOTICE OF COMPLETION AND ACCEPTANCE OF MINOR FACILITIES CONSTRUCTED BY CUSTOMERS CORRECTION (DISTRICTWIDE)

BACKGROUND

Customers are often required to construct improvements for Rainbow Municipal Water District (District) to develop a parcel of land within the District's boundaries. These requirements include extending a water main to serve a parcel, installing new water or sewer services, or installing a fire hydrant for fire protection. When constructing facilities to connect to an existing water main or sewer line, a customer must submit a water, sewer, or fire hydrant application, submit proposed plans for plan check services, pay all applicable fees (plan check, capacity fees, and inspection), and hire a contractor with a class "A" license to install the facilities according to the District's Standard Specifications. The customer then warrants the work free of defects for one-year following Board acceptance and filing of the Notice of Completion. The District becomes responsible for the daily operation and maintenance of the fire hydrant following the one-year warranty phase.

At the August 19, 2025 Board of Directors meeting, the Board approved accepting a customer installed fire hydrant:

- Installation of a fire hydrant at 4371 S. Mission Road Fallbrook, CA 92028 constructed by Draves Pipeline, Inc. (Division 2)

The fire hydrant that was constructed is a private hydrant as it downstream of a backflow prevention device. The fire hydrant is maintained and operated by the customer not the District. Upon acceptance by the District's Board of Directors, the District will be taking ownership of the six-inch lateral and related facilities only up to the backflow prevention device. To correct the error, staff is requesting that the Board approve acceptance of the six-inch lateral and isolation valve only.

DESCRIPTION

The following facilities have been constructed per the District's Domestic Water, Recycled Water, and Sanitary Sewer Facilities Construction Standards Manual, inspected, and tested per specifications.

Facilities constructed and ready for acceptance include the following:

- Installation of a six-inch lateral to serve a private fire hydrant at 4371 S. Mission Road Fallbrook, CA 92028 constructed by Draves Pipeline, Inc. (Division 2)

Following acceptance by the Board and staff will file a Corrective Affidavit for Minor Correction (Affidavit) form to update the previously recorded Notice of Completion, a one-year warranty period commences where all required maintenance and upkeep of the facilities lies with the customer. Installation costs for each project will be added to the District's total valuation. The previous action taken by the Board of Directors and filing of the Notice of Completion will be superseded by this action.

POLICY/STRATEGIC PLAN KEY FOCUS AREA

Strategic Focus Area Two: Asset Management.

ENVIRONMENTAL

In accordance with California Environmental Quality Act (CEQA) guidelines Section 15378, the action before the Board, filing a Notice of Completion and accepting the facilities, does not constitute a "project" as defined by CEQA and further environmental review is not required at this time.

BOARD OPTIONS/FISCAL IMPACTS

The construction costs of the improvements totaling $16,000 will be added to the District's asset valuation.

1) Option 1:
   - Accept the Appurtenances Constructed by customers as complete and as shown on the District's Standard Drawings.
   - Approve filing the Notice of Completion.
   - Add installation costs to the District's total valuation:

     i. $16,000, Installation of six-inch lateral to serve a private fire hydrant at 4371 S. Mission Road Fallbrook, CA 92028 constructed by Draves Pipeline, Inc.

   - Make a finding that the action herein does not constitute a "project" as defined by CEQA.

2) Option 2:
   - Provide other direction to staff.

STAFF RECOMMENDATION

Staff recommends Option 1.

Chad Williams 09/23/2025
Engineering & CIP Program Manager

Attachment(s):
1. Project Site Map S Mission Road
2. Corrective Affidavit for Minor Correction

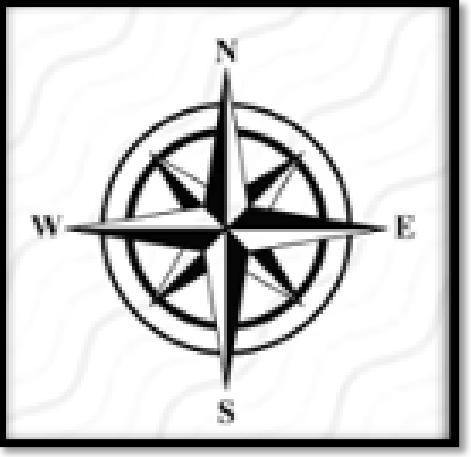

FIRE HYDRANT SERVICES AT 4371 S MISSION ROAD
DISTRICT PROJECT NO. 610117

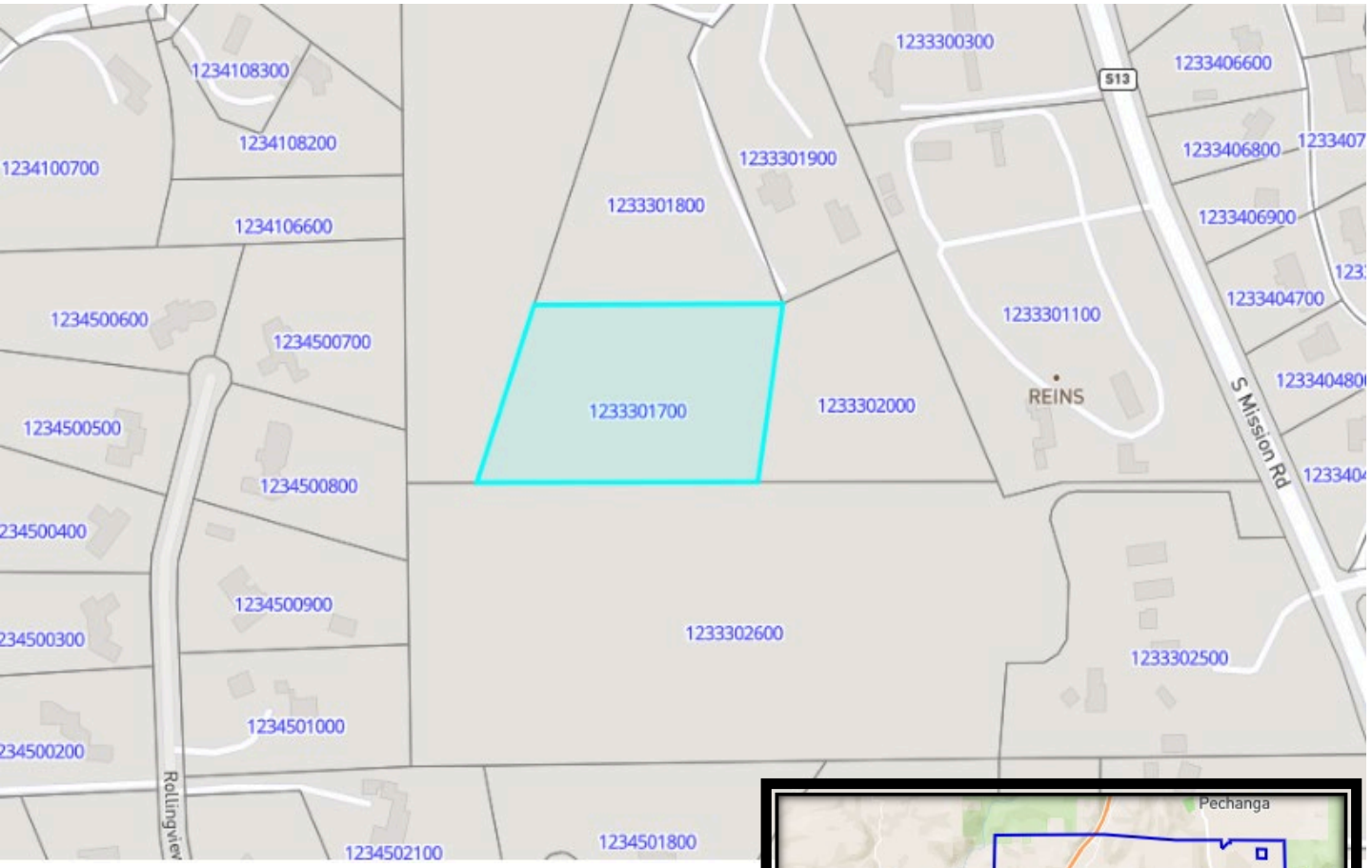

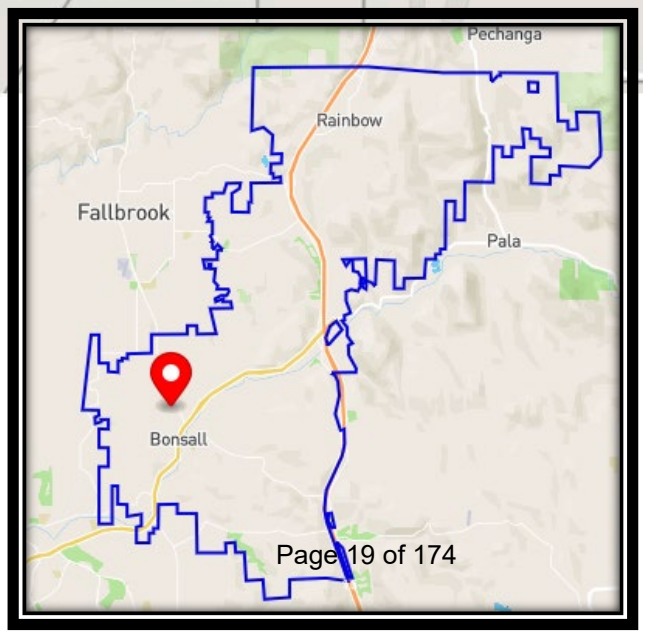

Corrective Affidavit for Minor Correction

Relating to Government Code Section 27201 and 27288.1

This affidavit must be attached to the original document when re-recording without new signatures.

Indicate the minor correction identified below and set out the information corrected:

☐ Incorrect or missing address of the party to which the instrument, paper or notice is to be returned following recording pursuant to section 27361.6.
Correct Information: _____

☐ Incorrect or missing printed or typed name of individual or entity near the signature pursuant to 27280.5. Correct Information: _____

☐ Incorrect or missing documentary transfer tax amount due pursuant to section 11932 of the Revenue and Taxation Code. Correct Information: _____

☐ Clarification of illegible text pursuant to section 27361.7. Correct Information: _____

_____

I, _____, state; that I have read the statement above, and that the facts therein stated are true of my own knowledge.

I declare under penalty of perjury that the foregoing is true and correct.

Executed at_____, California, On_____, 20_____.

Signature_____

_____
(Include name of corporation, partnership, etc., if any)

A notary public or other officer completing this certificate verifies only the identity of the individual who signed the document to which this certificate is attached, and not the truthfulness, accuracy, or validity of that document.

State of California)
County of _____)

On_____before me, (here insert the name and title of officer)_____, personally appeared_____who proved to me on the basis of satisfactory evidence to be the person(s) whose name(s) is/are subscribed to the within instrument and acknowledged to me that he/she/they executed the same in his/her/their authorized capacity(ies), and that by his/her/ their signature(s) on the instrument the person(s), or the entity upon behalf of which the person(s) acted, executed the instrument.

I certify under PENALTY OF PERJURY under the laws of the State of California that the foregoing paragraph is true and correct.

Witness my hand and official seal.

Signature_____(Seal)

RAINBOW
MUNICIPAL WATER DISTRICT

BOARD ACTION
Item No. 10.A

BOARD OF DIRECTORS

September 23, 2025

SUBJECT

CONSIDER APPROVAL OF ADDITIONAL FUNDS IN THE AMOUNT OF $393,245 FOR DESIGN SERVICES WITH HAZEN AND SAWYER FOR THE LINE NN EMERGENCY REPLACEMENT PROJECT (DIVISION 1)

BACKGROUND

Rainbow Municipal Water District's (District) 16-inch Fusible PVC pipeline (aka NN pipeline) is located on both sides of Highway 76 (Hwy 76) near the intersection of Via Montellano (Exhibit 1). It was installed in 2011 and extends under the San Luis Rey River to Old River Road. Design services to replace the existing 16-inch Cement Mortar Lined and Coated (CML&C) steel pipeline.

On June 11, 2025, operations staff were alerted via the District's Supervisory Control and Data Acquisition (SCADA) system that there was a high flow of water discharging from the Morro Reservoir. District staff located a catastrophic failure of the pipeline just north of Hwy 76 along the Line NN pipeline. The section of pipeline leaking was isolated, and the District's repair crew was dispatched to the scene. Upon excavation, the 16-inch PVC pipeline was severely damaged from the leak, and a crack was observed running horizontally along the pipeline under Hwy 76.

Once the leak was isolated, the General Manager made a declaration of an emergency on Thursday June 12, 2025 per the Administrative Code Section 1.04.010 Emergency Policy, 1.04.010.01 Authority. Following the emergency declaration, staff contacted Class A contractors familiar with trenchless technologies, the District's on-call environmental and civil engineering firms to solicit input on the pipeline break.

On June 24, 2025, the District's Board of Directors ratified the General Manager's Declaration of Emergency for the NN Pipeline Replacement Project and authorized expenditures up to $500,000 to facilitate planning, design, and environmental/regulatory clearances for a repair/replacement. On July 2, 2025, the District entered into a professional services agreement with Hazen and Sawyer to assist with the emergency replacement of the pipeline. Hazen and Sawyer was tasked with the initial evaluation of trenchless replacement methods and concepts for the Line NN pipeline. As part of the scope, Hazen and Sawyer prepared a technical memorandum (Exhibit 2).

It is also worth noting that after the Declaration of the Emergency, District's Construction Team started working on an highline using 18-inch pvc pipe being stored at the District's yard. The highline was successfully energized on August 7, 2025, and is currently conveying water, on a temporary basis, to the Dentro de Lomas pump station.

DESCRIPTION

As mentioned in the background section, Hazen and Sawyer prepared a technical memorandum summarizing their initial evaluation of the available replacement methods for the Line NN pipeline. Two methods of pipeline replacement were determined to be feasible and recommended for the project to include either auger boring (Jack & Bore) or microtunneling. The next steps in the process would be to have Hazen and Sawyer prepare a design package for contractors to bid on the project. Design plans are also required to obtain encroachment permission through Cal-Trans.

On September 8, 2025, District staff received a scope of work, fee, and schedule from Hazen and Sawyer to provide the following support described in the table below.

Task #	Description	Cost
1	Project Management, Meetings, QA/QC. Includes 12 progress meetings, 1 workshop, project administration and coordination for 28 weeks, and QA/QC of deliverables.	$53,180
2	Caltrans Permitting. Includes assisting with attaining Caltrans encroachment permit, prepare permit drawings, incorporating Caltrans comments up to two iterations.	$16,210
3	Coordinate Design Support Activities. Includes supporting and coordinating with District's Geotech, survey, and environmental as needed consultants.	$10,980
4	Prepare Solicitation Package. Prepare construction drawings for two alternative methods of construction (auger boring or microtunneling), specifications, solicitation package, and engineers estimate.	$133,400
5	Contractor Coordination and Solicitation Support. Includes coordinating with contractors through design process/soliciting feedback. Also attend pre-bid meeting/site visit, address 10 contractor questions, prepare two addenda, review proposal packages and recommendations.	$16,580
6	Construction Administration Services. Includes attendance at 16 weekly construction meetings, review 20 submittals, 10 RFI/C, 2 change orders, and prepare record drawings.	$55,935
7	Pipe Failure Analysis. Perform pipe failure analysis including lab testing and prepare a technical memorandum.	$34,710
8	Construction Management Services. 10 weeks full-time inspection and 5 weeks 50 percent inspection, document management, coordinate testing/startup, and close out services.	$72,250
	Total	**$393,245**

The total proposed amount for the design services and support during construction is $393,245 with an assumed 28-week schedule. Staff reviewed the proposal and has deemed the fee fair and reasonable to provide design, bidding, engineering support during construciton, and construction management services for the project through completion. Therefore, Staff recommends approval of the scope and fee described above and increasing the authorized project expenditures by the aforementioned amount ($393,245) for a total project budget of $893,245.

POLICY/STRATEGIC PLAN KEY FOCUS AREA

Strategic Focus Area Two: Asset Management – The Line NN Pipeline is a critical transmission pipeline across Highway 76 and the San Luis Rey River. Immediate repairs/replacement of the compromised section is a high priority to assure reliable water service to a large portion of the District Service Area.

ENVIRONMENTAL

The pipeline replacement project is an emergency repair, which is statutorily exempt from California Environmental Quality Act (CEQA) per CEQA Guidelines Section 15269: Emergency Projects. The project consists of repairs to publicly or privately owned service facilities necessary to maintain service essential to the public health, safety or welfare. Additional environmental analysis will occur as the

project is further defined, however, a Notice of Exemption is anticipated to be filed with the County of San Diego and the CEQA net web portal for the project.

BOARD OPTIONS/FISCAL IMPACTS

On June 24, 2025, the Board authorized expenditures up to $500,000 to facilitate planning, design, and environmental and regulatory clearance. Since the approval of the aforementioned amount, almost 60% of the funds have either been encumbered or expended to support the initial evaluation of the pipeline project including civil engineering, geotechnical, survey, and environmental services. Furthermore, the installation of the temporary highline was covered under the authorized expenditures. The remaining funds are earmarked for additional support during construction including but not limited to environmental support, geotechnical, survey, legal support and staff time. The additional scope and fee provided by Hazen and Sawyer ($393,245) for design and support during construction would increase the total authorized expenditures from $500,000 to $893,245. Funding is proposed would be sourced from Capital Replacement reserve funds.

Agreement/AL/PO	SERVICE	AGREEMENT/ESTIMATE	Previous FY	July	August	TOTAL
PO14516 Houston Harris Pipeline Video	PIPELINE VIDEO	$3,360.00	$ 2,982.50			$ 2,982.50
PO14584 Core & Main	PARTS	$29,487.45		$24,815.59		$ 24,815.59
PO14589 Core & Main REV.	PARTS	$18,143.22		$18,143.22		$ 18,143.22
PO14596 Winzer	PARTS	$937.11		$931.12		$ 931.12
PO14598 Core & Main	PARTS	$141.15		$141.16		$ 141.16
PO14658 San Dieguito Engineering	LAND SURVEY	$11,482.00				$ -
PO14611 Pacific Pipeline	PARTS	$1,843.61			$633.00	$ 633.00
25-18 Hazen & Sawyer Pre-Lim Design	TECH MEMO AND INITAIL COORDINATION	$89,940.00		$39,845.00		$ 39,845.00
25-21 Helix Environmental+CO1	ENVIRONMENTAL	$31,844.00	$ 2,380.00	$545.00	$24,892.10	$ 27,817.10
AL25-06 KDM Survey	LAND SURVEY	$10,225.00			$10,225.00	$ 10,225.00
AL25-02 Leighton Geotechnical	GEO TECH	$27,200.00			$9,179.75	$ 9,179.75
Coastal Concrete Pumping	CONCRETE				$700.00	$ 700.00
DLM Engineering	OUTREACH AND COORDINATION				$840.00	$840.00
HELIX CEQA	ENVIRONMENTAL		$ 2,380.00		$3,626.25	$3,626.25
Legal			$ 3,052.00	$0.00		$0.00
Staff			$8,702.99	$5,695.34	$ 46,663.22	$61,061.55
Total Encumbered		**$224,603.54**				
FY25/26 Budget		**$500,000.00**				
Legal, Materials, Staff Expensed through August 2025		**$69,279.80**				
Remaining Funds		**$206,116.66**				

Option1: Authorize an increase in expenditures for the Line NN Emergency Pipeline Replacement Project in the amount of $393,245 for a total authorized budget of $893,245 and authorize the General Manager to sign an agreement with Hazen and Sawyer for design and in-construction support services in the amount of $393,245.

Option 2: Provide other direction to staff.

STAFF RECOMMENDATION

Staff recommends Option 1.

Chad Williams 09/23/2025
Engineering & CIP Program Manager

Attachment(s):
1. Exhibit 1 – Project Site Map
2. Exhibit 2 – Technical Memo

NN EMERGENCY PIPELINE REPLACEMENT
DISTRICT PROJECT NO. 800061

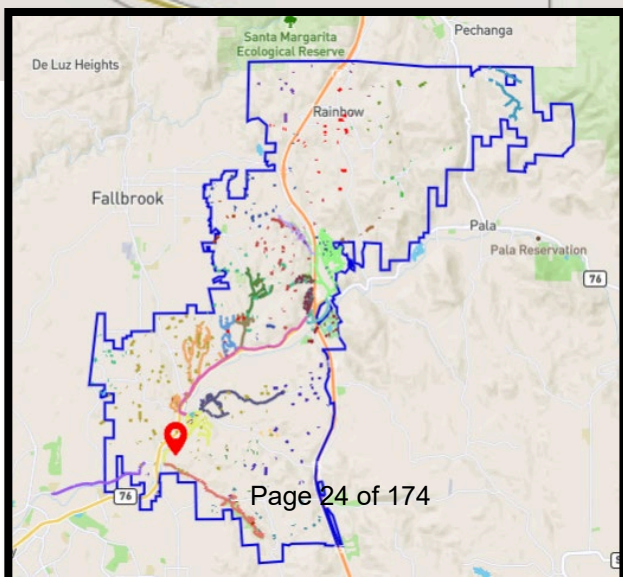

Hazen *Technical Memorandum*

September 18, 2025

To: Jake Wiley
Rainbow Municipal Water District
3707 Old Highway 395
Fallbrook, CA 92028

From: Jack Adam
Hazen and Sawyer
11260 El Camino Real, Suite 100
San Diego, CA 92130



Line NN Emergency Replacement Alternatives

Rainbow Municipal Water District

RMWD Project No. 800061

Hazen Project No. 20273-000

Job no: 800061

Hazen

Table of Contents

1. Introduction 4
   1.1 Project Background 4
   1.2 Scope and Organization 5
2. Data Collection 6
   2.1 1987 Line NN As-Builts 6
   2.2 2011 Line NN As-Builts 7
3. Geotechnical Investigation 8
   3.1 Existing and Regional Data Review 8
   3.2 Additional Soil Borings 9
4. Replacement Alternatives 12
   4.1 Auger Boring 12
   4.2 Microtunneling 15
   4.3 Horizontal Directional Drilling (HDD) 17
5. Contractor Outreach 20
6. Caltrans Requirements 21
7. Environmental Constraints 22
8. Summary and Recommendation 23

List of Figures

Figure 1-1: Project Location Map 4
Figure 2-1: Line NN 1987 As-Builts 6
Figure 2-2: Line NN 2011 As-Builts 7
Figure 3-1: Boring Location Map 9
Figure 3-2: Geotechnical Profile Exhibit 11
Figure 4-1: Auger Boring Sketch 13
Figure 4-2: Microtunnel Sketch 16
Figure 4-3: Horizontal Directional Drilling Sketch 18
Figure 7-1: Maximum Construction Area 22

List of Tables

Table 4-1: Pros and Cons of Auger Boring 14
Table 4-2: Pros and Cons of Microtunneling 15
Table 4-3: Pros and Cons of Horizontal Directional Drilling 19
Table 5-1: Available Contractor List 20
Table 8-1: Alternatives Risk Comparison 23

1. Introduction

1.1 Project Background

Rainbow Municipal Water District (Rainbow) owns and operates a critical 16-inch water transmission main in the community of Bonsall, running between Old California 76 and Old River Road, as shown in **Figure 1-1**. Constructed in 2011 using Horizontal Directional Drilling (HDD), the pipeline consists of AWWA C905 fusible PVC pipe and extends approximately 1,320 feet. The alignment includes two trenchless segments: a 350-foot crossing beneath State Route 76 (SR76) and a 970-foot crossing beneath the environmentally sensitive San Luis Rey River corridor. The pipeline conveys treated water to a newly constructed pump station and is one of several key transmission pipelines in Rainbow's system that connect the north and south sides of SR76.

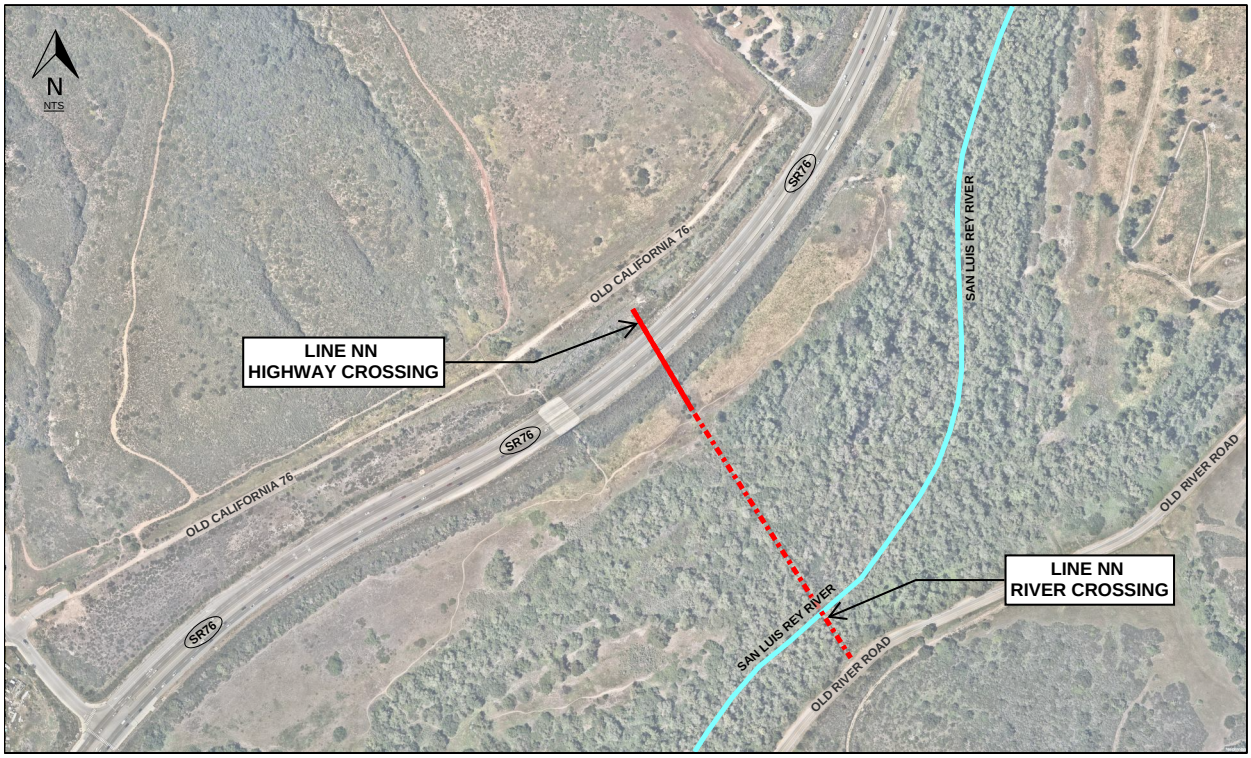

Figure 1-1: Project Location Map

In June 2025, Rainbow experienced a pipeline failure near the SR76 crossing. CCTV inspection identified a linear crack extending approximately 75 feet beneath the highway. The inspection was halted before reaching the end of the alignment due to a collapsed section of pipe and accumulated debris. Follow-up excavation on the south side of the highway confirmed that the damage did not extend the full length of the crossing.

Rainbow retained Hazen and Sawyer (Hazen) to assist with emergency planning and to design a trenchless solution to replace the damaged pipeline beneath SR76.

1.2 Scope and Organization

The scope of this Technical Memorandum (TM) is to evaluate trenchless alternatives for replacing the damaged segment of Rainbow's 16-inch transmission main beneath SR76. The evaluation includes development of conceptual layouts, assessment of constructability and risks, and preparation of budget-level cost estimates to support decision-making. This TM will serve as the basis for selecting the preferred alternative and advancing the project into design. The scope of this TM generally includes the following main elements:

1. Develop conceptual sketches showing launching and receiving pit locations, proposed alignments and profiles, construction work areas, and temporary and permanent easement requirements.

2. Document the feasibility, risks, advantages, and disadvantages associated with each trenchless alternative.

3. Prepare budget level cost estimates for each alternative.

4. Summarize Caltrans construction approval requirements relevant to each alternative.

5. Identify a recommended alternative for replacement, based on evaluation results and input from Rainbow.

6. Incorporate comments from Rainbow on the draft TM and submit a final TM.

The remaining sections of this TM are organized as follows:

Section 2 – Data Collection – Summarizes available record drawings relevant to the project area, including the 1987 and 2011 as-builts for Line NN.

Section 3 – Geotechnical Investigation – Presents available geotechnical information used to inform the alternatives evaluation, including Caltrans soils borings, regional information, and additional site-specific borings.

Section 4 – Replacement Alternatives – Describes the three trenchless pipeline replacement methods under consideration: Auger Boring, Microtunneling, and Horizontal Directional Drilling (HDD). Includes conceptual layouts and discussion of feasibility, risks, and construction considerations for each.

Section 5 – Contractor Outreach – Summarizes outreach to trenchless contractors regarding availability, construction preferences, and input on the feasibility of each alternative.

Section 6 – Caltrans Requirements – Summarizes Caltrans encroachment permitting and construction requirements relevant to with within the SR76 right-of-way under emergency conditions.

Section 7 – Environmental Constraints – Identifies environmental considerations associated with the project, particularly those related to the proximity of the San Luis Rey River.

Section 8 - Summary and Recommendation – Presents a summary comparison of the alternatives and identifies the recommended replacement method based on feasibility, risk, cost, and coordination requirements.

2. Data Collection

2.1 1987 Line NN As-Builts

Line NN was constructed in 1987 as a 16-inch cement mortar lined and coated (CML&C) steel pipeline, prior to the widening and realignment of SR76. At that time, SR76 was a two-lane road located just north, along what is now Old California 76. Since there was no highway in 1987, the pipeline was likely installed using traditional open cut construction. Rainbow also obtained a 20-foot-wide permanent easement for the pipeline, intended to be centered within the easement. Field survey investigations later determined that the pipeline is located along the east side of the easement rather than centered. **Figure 2-1** presents the 1987 as-built plan and profile for the portion of original Line NN.

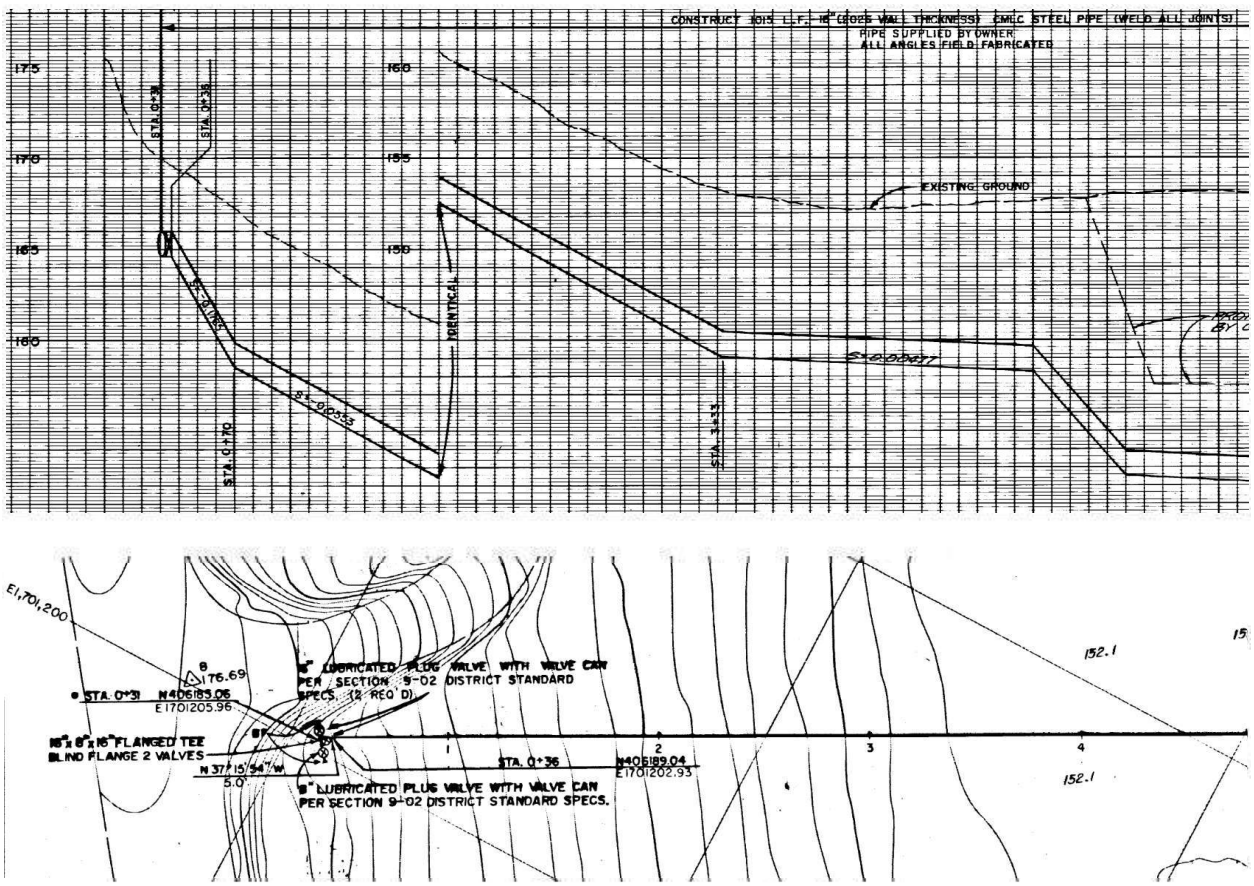

Figure 2-1: Line NN 1987 As-Builts

2.2 2011 Line NN As-Builts

In 2011, Line NN was replaced during the Caltrans SR76 Widening and Realignment Project. The replacement required crossing the newly constructed highway embankment and the San Luis Rey River. Although the SR76 realignment was not yet complete, the new fill grading was already in place, necessitating the use of a trenchless replacement method for installation. The replacement maintained the 16-inch diameter but transitioned from steel to DR-14 fusible PVC pipe and was installed by horizontal directional drilling (HDD). Review of record drawings and construction files indicated the pipeline was originally designed as 16-inch HDPE but changed to fusible PVC during construction. The original CML&C steel pipeline was capped and abandoned in place.

The new PVC alignment was designed to run approximately 10 feet east of the original steel line (assumed to be centered in the permanent easement), placing it along the eastern edge of the easement. Field survey investigations later determined the new pipeline was actually installed about 10 feet east of the easement boundary. Construction drawings specified a single HDD crossing from Old California 76 to Old River Road, but construction photos and a coupling callout at Station 3+25 appear to show that two separate HDD installations were performed, one under the new SR76 alignment and another beneath the San Luis Rey River corridor. **Figure 2-2** presents the 2011 as-built plan and profile for the portion of Line NN to be replaced.

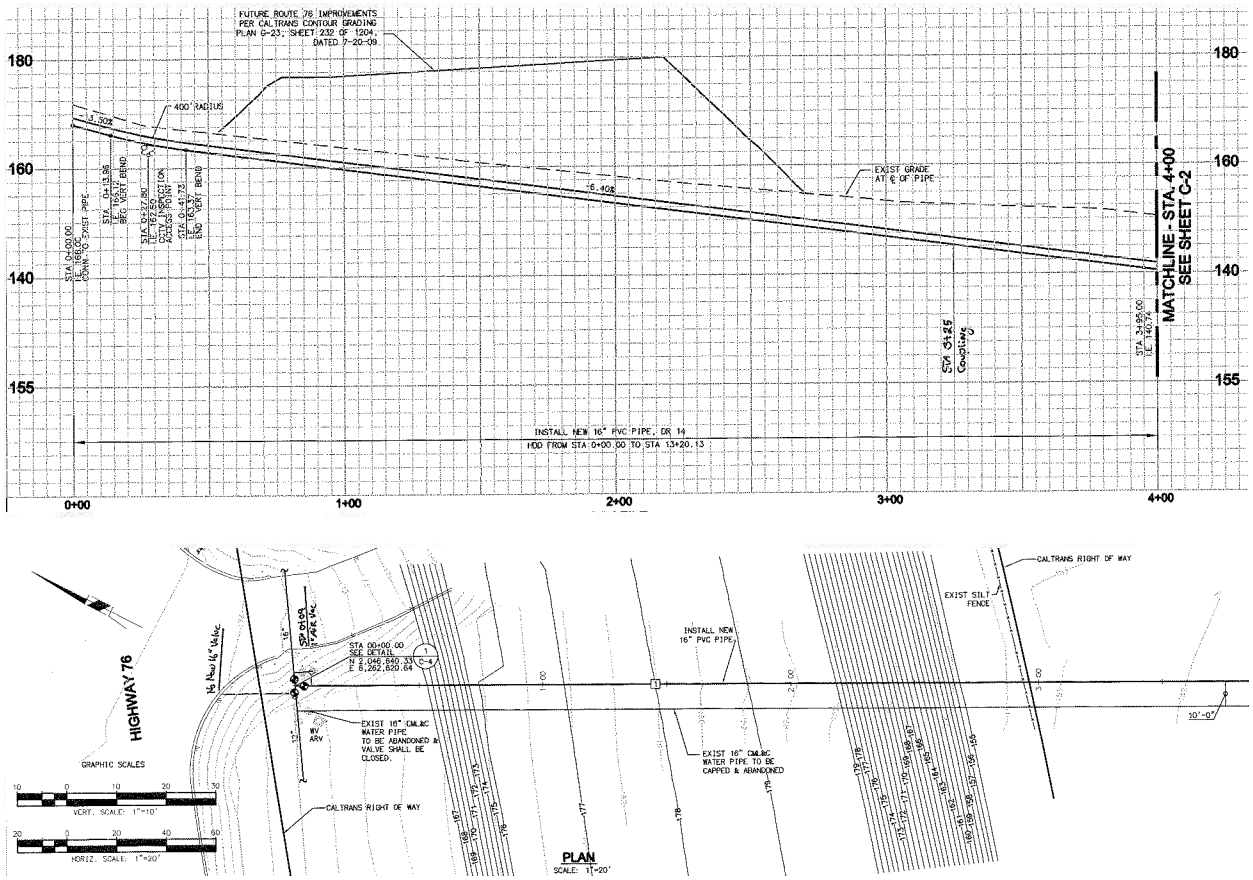

Figure 2-2: Line NN 2011 As-Builts

3. Geotechnical Investigation

3.1 Existing and Regional Data Review

Hazen developed a preliminary geotechnical profile exhibit using Caltrans soil boring data from a nearby wildlife crossing located approximately 300 feet west of the Line NN project alignment. The boring locations were translated perpendicularly to match the alignment grade profile. Groundwater was encountered at depths of 20 to 35 feet and is expected to fluctuate seasonally, with higher levels during spring/summer months and lower levels in the fall and winter.

Based on the soil classifications and laboratory results, the subsurface conditions of the natural soils below State Route 76's fill embankment were categorized into the following generalized soil groups:

- **Group 1 – Loose Fine Sands/Silts:** Poorly to well-graded, moist to dry, very loose to loose fine- to medium-coarse sands and silts, typical of river-deposited alluvium.
- **Group 2 – Medium Dense Sands/Silts:** Poorly to well-graded sands and silts, medium dense to dense, with occasional stiff silts; some portions may lie below the groundwater table seasonally.
- **Group 3 – Rounded Gravel, Cobbles, & Boulders:** Localized deposits of gravel, cobbles, and boulders embedded in a sandy matrix. Their presence introduces uncertainty and could significantly impact trenchless methods due to obstruction and potential for flowable zones.
- **Group 4 – Residual Soils (Decomposed Granite):** Intensely weathered granitic material with gravels, cobbles, and boulders. Highly variable and generally unsuitable for trenchless construction; best avoided where possible.
- **Group 5 – Fragmented Rock:** Moderately weathered granitic bedrock with heavy jointing and poor core recovery (less than 4 inches in a 3-inch sampler), indicating fractured conditions with potential for large cobbles and boulders.

The first three groups represent alluvial deposits from the San Luis Rey River system, which explains the variability observed across borings. Each layer presents unique challenges for trenchless installation and will influence both risk mitigation strategies and replacement recommendations.

Hazen also reviewed additional boring logs and geotechnical reports from the following nearby projects:

- Proposed Pipeline N-N Replacement Geotechnical Investigation (2010, Leighton Consulting)
- Lift Station 1 Pipeline Geotechnical Exploration (2016-2020, Leighton Consulting)
- Rio Estrella Gas Line, Highway 76 Crossing Geotechnical Investigation Report (2018, NV5)

Although these projects were located too far from the Line NN crossing to be directly applicable, their data provided valuable context for regional soil conditions. The borings were analyzed and compared by elevation to identify potential subsurface trends.

The comparative analysis indicated significant variability in near-surface soils, consistent with the alluvial deposits prevalent in the area and the site's proximity to the San Luis Rey River. Overall, these findings indicate that while near-surface soils vary considerably, they are underlain by a consistent geologic foundation. The predominant lithology at the project site is granitic bedrock, overlain by river-deposited alluvial sands and silts, ranging from very loose to dense. Regional geology maps classify the site within young alluvial flood-plain deposits (Qya), which aligns with the observed boring data.

3.2 Additional Soil Borings

To supplement the geotechnical baseline developed from nearby Caltrans borings, Hazen coordinated two supplemental borings at each end of the proposed Line NN alignment, as shown in **Figure 3-1**. To streamline permitting and expedite the schedule, the borings were located just inside the existing Rainbow easement and outside the Caltrans right-of-way.

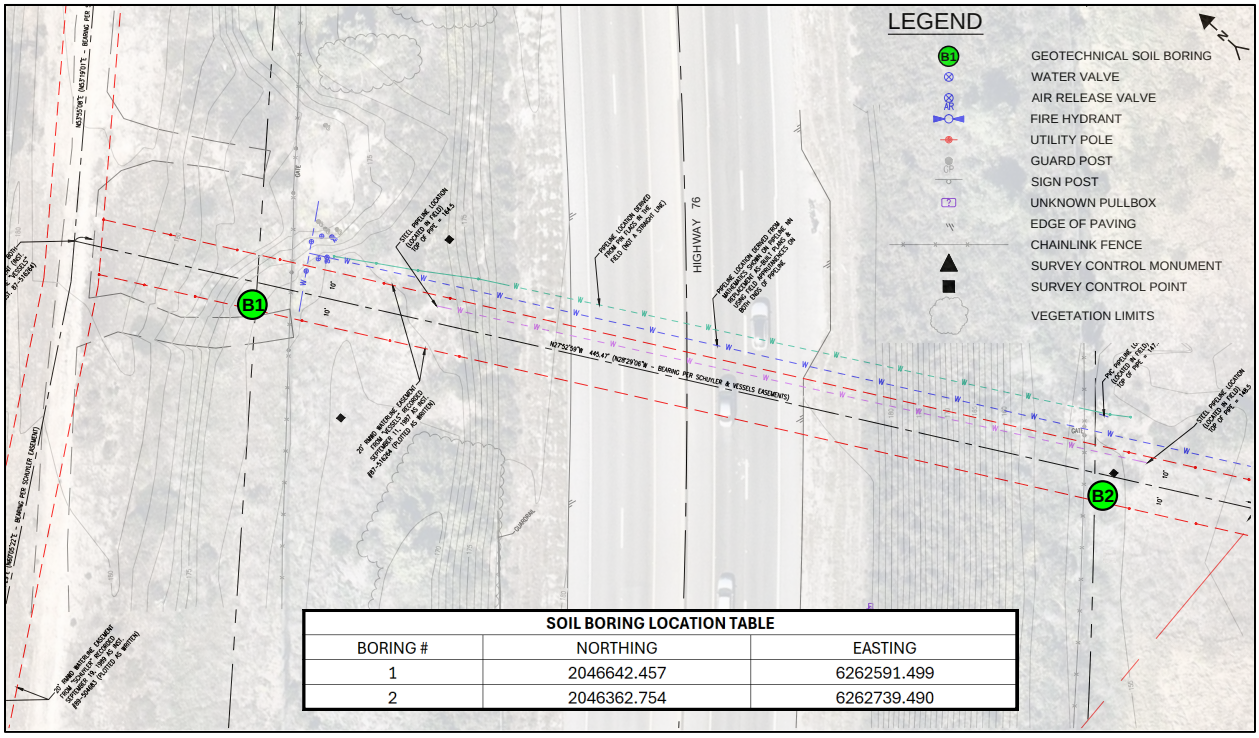

SOIL BORING LOCATION TABLE		
BORING #	NORTHING	EASTING
1	2046642.457	6262591.499
2	2046362.754	6262739.490

Figure 3-1: Boring Location Map

The subsurface exploration was performed on August 11-12, 2025, by Leighton Consulting. Each boring (B-1 and B-2) was advanced to refusal using hollow-stem augers, with final depths of 49-feet and 43.5-feet below ground surface, respectively. Temporary flush mounted groundwater monitoring wells were installed at both locations. During drilling, geologic logs were prepared and relatively undisturbed samples were collected for laboratory testing based on the field identified soil classifications and evaluation.

Laboratory testing included:

- Expansion index
- Maximum density
- Sieve analysis
- Direct shear
- Geochemical analysis for corrosion potential
- In-place moisture and density

Soil boring data from these additional locations have been incorporated into the preliminary geotechnical profile shown in **Figure 3-2**. Further analysis of the geotechnical data is ongoing, and the results will be incorporated in the final recommendation. Notably, several layers initially identified in the field as fine sands were later confirmed through laboratory testing to be coarse to medium silts. These silts exhibit cohesive properties and have a much lower sand content than originally anticipated, which may require additional laboratory testing to better characterize their engineering behavior. It is also important to note that the soil groupings and color banding in the current profile are based on interpretations and limited data, only two borings located at opposite ends of the proposed alignment. Without additional testing, the stability of the newly classified silts cannot yet be predicted.

Hazen

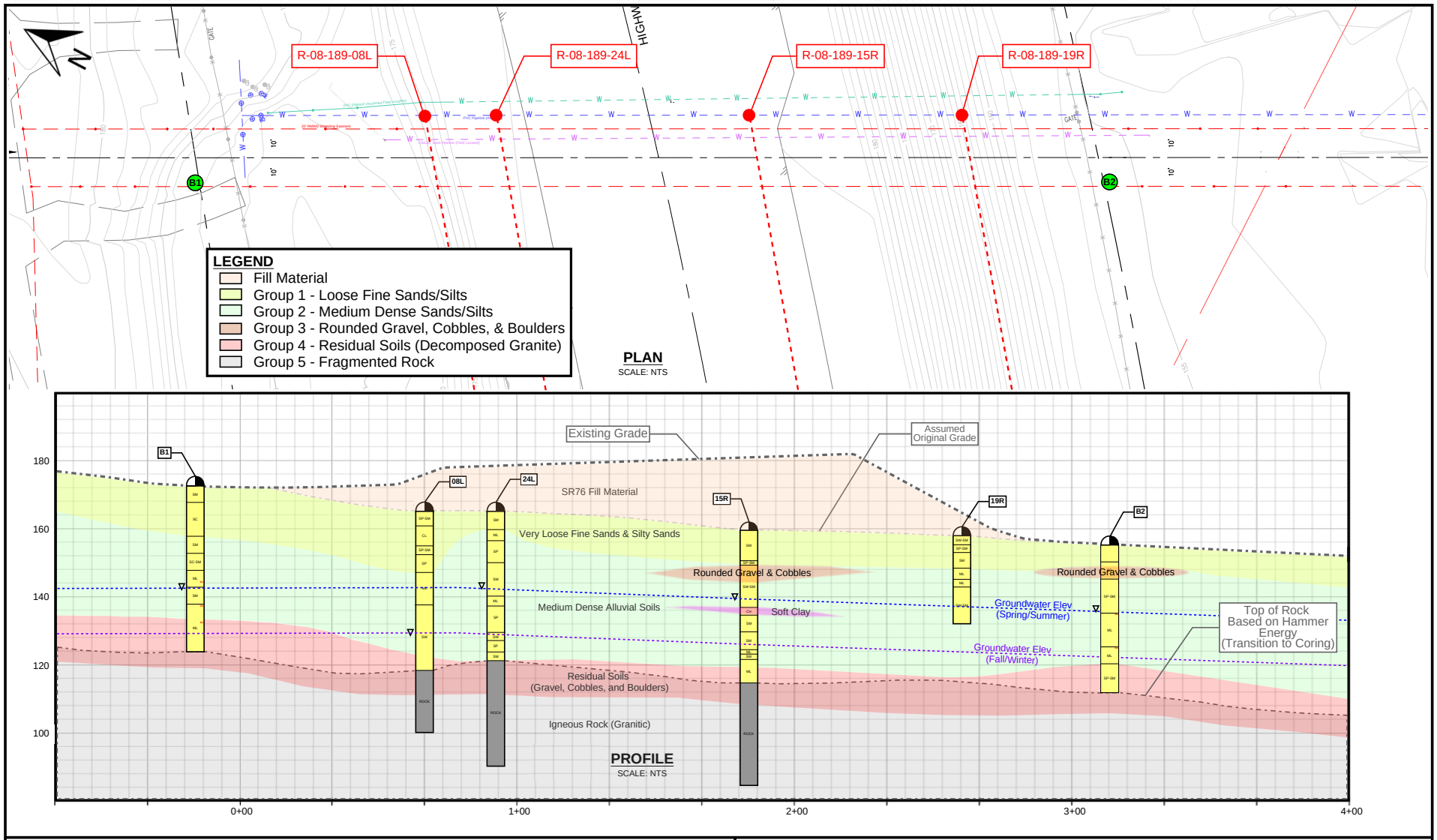

LINE NN EMERGENCY REPLACEMENT	GEOTECHNICAL PROFILE EXHIBIT	
PROJECT NO. 20273-000	HAZEN AND SAWYER / RAINBOW MUNICIPAL WATER DISTRICT	FIGURE 3-2

Figure 3-2: Geotechnical Profile Exhibit

4. Replacement Alternatives

This section evaluates the primary trenchless construction methods considered for the replacement of Line NN. Each alternative is assessed in terms of technical feasibility, construction risks, environmental impacts, and anticipated cost. The intent is to document the advantages and limitations of each approach to support informed decision-making on the most appropriate method for this emergency replacement project.

4.1 Auger Boring

Horizontal auger boring, also known as jack and bore, is one of the most common trenchless technology methods. This method installs a steel casing by rotating a helical auger to excavate soil while the casing is simultaneously jacked forward, making it suitable for shorter, straight crossings in dry, stable ground only beneath existing infrastructure. A variation of this method, pilot tube guided auger boring, begins by driving a small-diameter pilot tube on line and grade, which provides higher steering accuracy and the ability to probe ahead for obstruction causing materials such as cobbles or boulders. Following the pilot tube, a larger diameter casing with augers can be attached to upsize the excavation to the diameter needed. Pilot tube systems also require stable soils but have the ability to add a baffle system to the internal augers to tolerate very low groundwater pressure (~5-10 ft of head). However, pilot tube systems come with an increase in price to jack and bore methods. For the Line NN crossing, two auger boring alternatives were considered and are shown on **Figure 4-1**:

- Option 1 – Jack and Bore (Lower Elevation Alignment)
- Option 2 – Pilot Tube Guided Auger Boring (Higher Elevation Alignment)

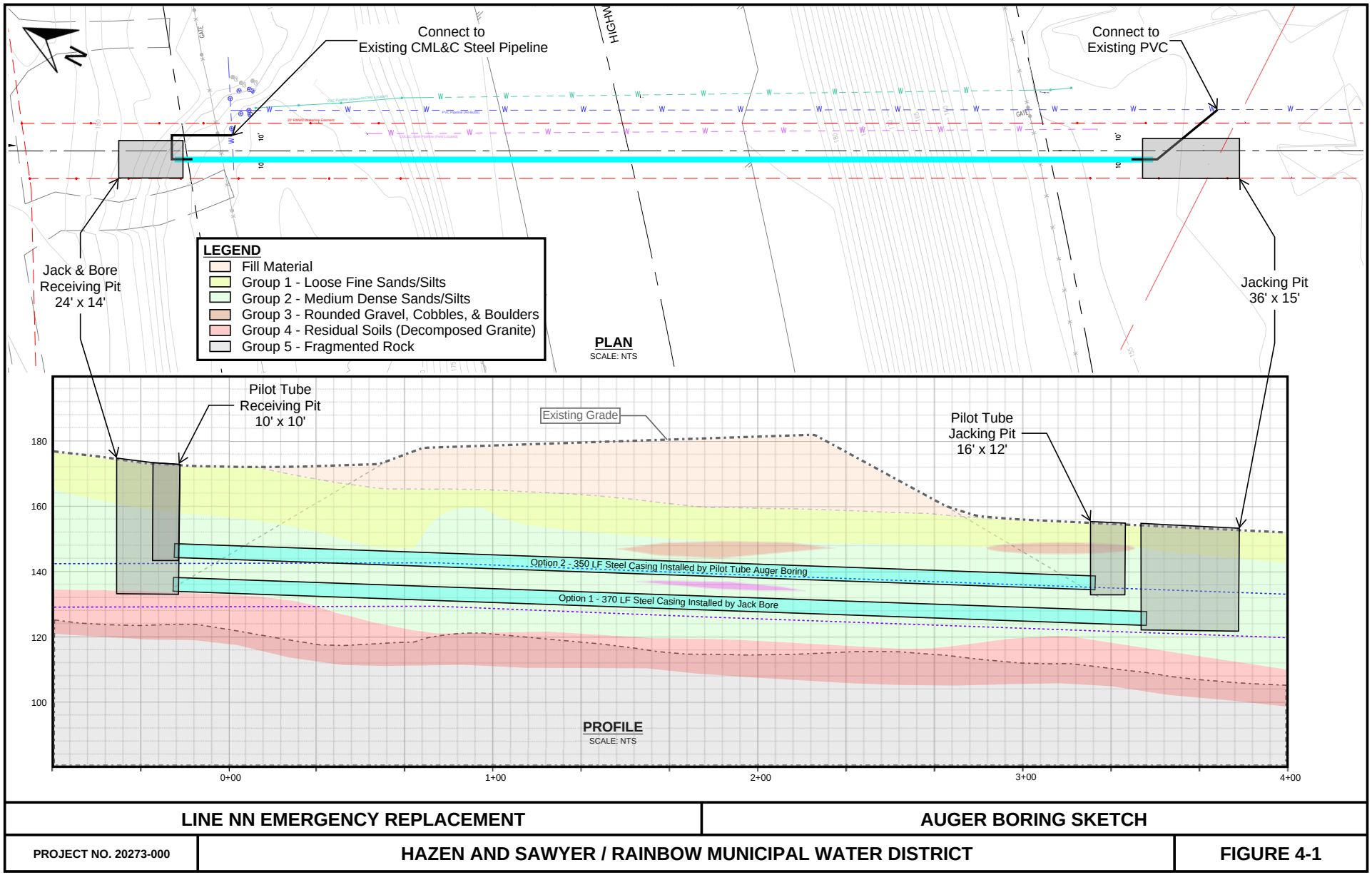

LINE NN EMERGENCY REPLACEMENT	AUGER BORING SKETCH	
PROJECT NO. 20273-000	HAZEN AND SAWYER / RAINBOW MUNICIPAL WATER DISTRICT	FIGURE 4-1

Figure 4-1: Auger Boring Sketch

Key Considerations

- Soft alluvial clays may cause settlement if encountered.
- Rounded gravels, cobbles, and boulders pose significant constructability risks (such as obstruction or large voids causing settlement); additional exploration may be recommended to confirm extent and size.
- Lower alignment (Jack and Bore) would only be feasible assuming the construction to take place during the lower seasonal groundwater table (Fall/Winter level), which may complicate construction timing if selected.
- South-to-north drive direction is preferable due to natural grade and ground conditions.
- Auger boring methods typically require excavation to be on a positive (uphill) grade to assist with spoil removal.
- Jacking pits for jack and bore are larger than those required for pilot tube methods.

Table 4-1: Pros and Cons of Auger Boring

Alternative	Pros	Cons
Jack and Bore (Lower Elevation)	• Most common and widely available method • Typically, least expensive trenchless option • Good contractor competition expected • Final product is a steel casing with a carrier pipe • Annular space can be grouted to provide additional long-term resilience and survivability	• Success relies on groundwater elevation • Larger jacking/receiving pits required • Less tolerance for soft clays and rounded cobbles • Long drive length (>300-feet) is challenging and requires experienced contractor
Pilot Tube Guided Auger Boring (Higher Elevation)	• Provides steering accuracy and tolerance for soft clays • Allows risk mitigation (if pilot tube encounters obstruction, new alignment or elevation can be selected without significant cost) • Smaller jacking pits compared to Jack and Bore • Auger baffle system can be added to allow selection of an alignment slightly below the groundwater table	• More costly than conventional Jack and Bore • Significantly less contractor availability/experience than Jack and Bore • Long drive (>300-feet) is challenging, requiring experienced contractor

4.2 Microtunneling

The Microtunneling method uses a remote-controlled microtunnel boring machine (MTBM) with active face support to jack pipes into place with very high precision. This trenchless method is well-suited for short and long crossings, installations under groundwater, and in unstable soil conditions like running and flowing ground. Unlike jack and bore, microtunneling is laser guided with fully articulated steering and maintains continuous face pressure, which minimizes settlement risk and allows tunneling to be done well below the groundwater table. For the Line NN crossing, a potential microtunneling alignment was developed and is shown on **Figure 4-2**.

Key Considerations

- Capable of handling very soft alluvial clays and silts as well as loose sands without concerns for uncontrolled ground loss or consolidation thereby significantly reducing surface settlement risk compared to any other trenchless method.
- Although MTBMs can often grind through rounded gravel and cobbles, they are best avoided where possible.
- Boulders can become an obstruction risk and/or a settlement risk to MTBMs if they are too large to be ingested and stop forward progress of the machine or get pushed long in front of the cutterhead causing a large void space. Selecting an alignment with low likelihood of encountering boulders is the best mitigation strategy.
- Launch shaft location is flexible (can drive uphill or downhill); layout can be optimized for shaft depth and site constraints.
- Shafts are generally smaller than those required for Jack and Bore.
- Provides the lowest overall risk of settlement compared to other trenchless options.

Table 4-2: Pros and Cons of Microtunneling

Alternative	Pros	Cons
Microtunneling	• Handles groundwater and soft soils with minimal settlement risk • Actively supports excavation face during tunneling • Flexible launch/reception shaft configuration (north-to-south or south-to-north) • Moderate contractor availability in California • Smaller shafts than Jack and Bore	• Typically the most expensive trenchless method • Still requires launch and reception shafts • Cobbles and boulders may increase cost and risk if encountered

Hazen

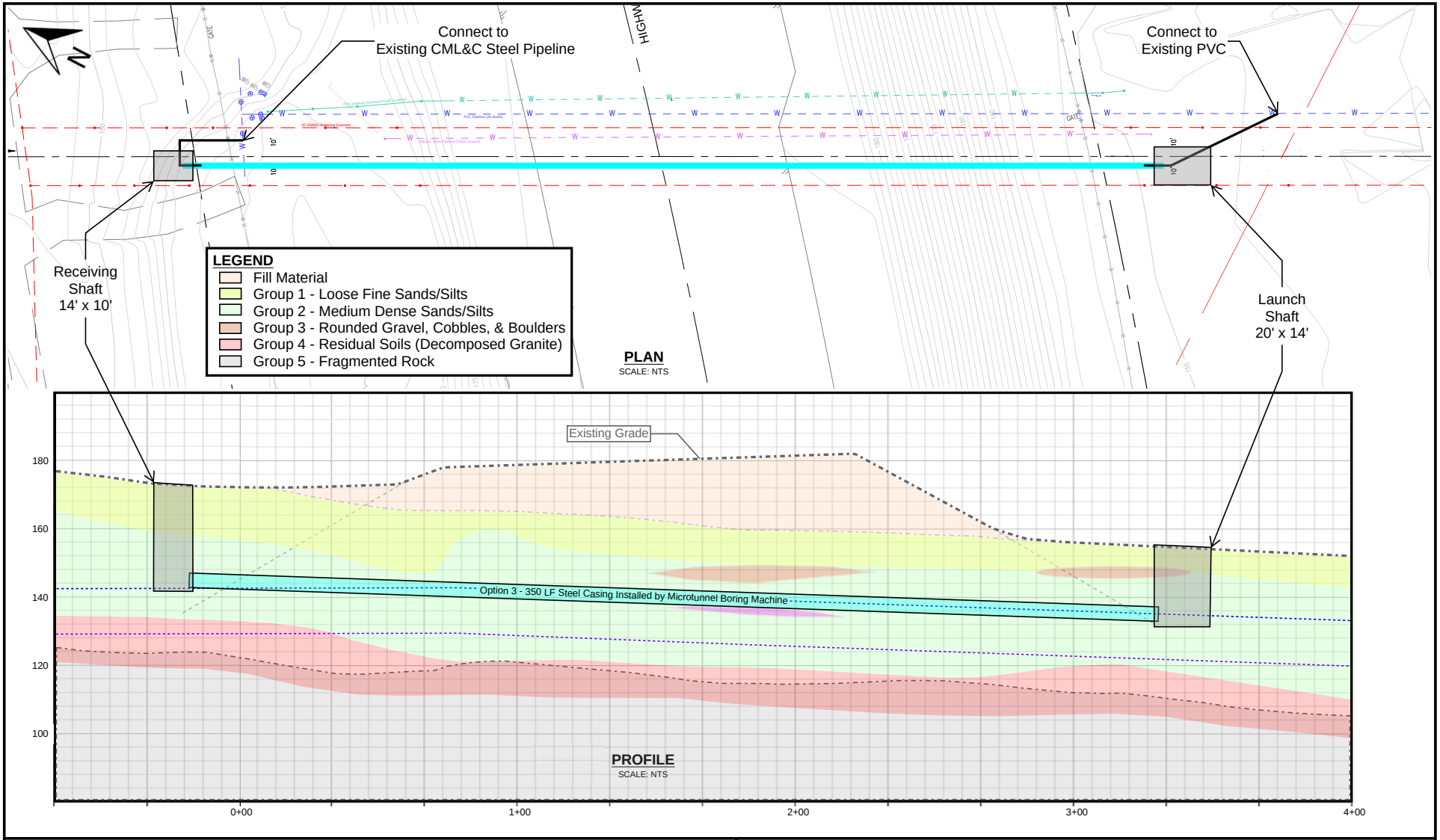

LINE NN EMERGENCY REPLACEMENT	MICROTUNNEL SKETCH	
PROJECT NO. 20273-000	HAZEN AND SAWYER / RAINBOW MUNICIPAL WATER DISTRICT	FIGURE 4-2

Figure 4-2: Microtunnel Sketch

4.3 Horizontal Directional Drilling (HDD)

The third trenchless replacement method evaluated was Horizontal Directional Drilling (HDD). HDD involves steering a pilot bore along a designed alignment, enlarging the borehole with successive reaming passes, and then pulling the fused or welded pipeline string into place from the opposite side of the drill rig. This method allows for installation entirely from the surface without deep jacking pits or shafts. HDD is commonly used for long-distance crossings beneath rivers, highways, and environmentally sensitive areas with greater depths of cover, but often cheaper costs than most other trenchless methods. For the Line NN crossing, two alternatives were developed and are shown on **Figure 4-3**:

- Option 1 – HDD with Steel Casing and HDPE Carrier Pipe
- Option 2 – HDD with HDPE Casing and HDPE Carrier Pipe

Key Considerations

- HDD would be installed primarily in sandy-silty alluvium, which is generally feasible but may be prone to sand lock if drilling mud properties are not properly managed.
- Encountering decomposed granite or deeper gravel/cobble layers would pose significant constructability challenges and an alignment would be selected to ensure that the underlying decomposed granite is avoided.
- Stability of the borehole depends on maintaining proper drilling fluid (bentonite mud) viscosity to support the formation and avoiding coarser and less angular material such as rounded and sub-rounded gravel and cobbles.
- HDD does not require shafts, but it does require large surface workspace for drilling equipment, pipe laydown and pipe string-up.
- Steel casing requires a larger bore diameter (approximately 36-inch reamed hole for 24-inch casing), while HDPE casing requires an even larger ream (approximately 48-inch hole for 30-inch casing).
- If adequate depth of cover is not selected, the risk of hydrafracture, inadvertent fluid returns coming to the surface in a random location, will be present.
- Adequate depth of cover is also necessary to prevent surface heaving or settlement.

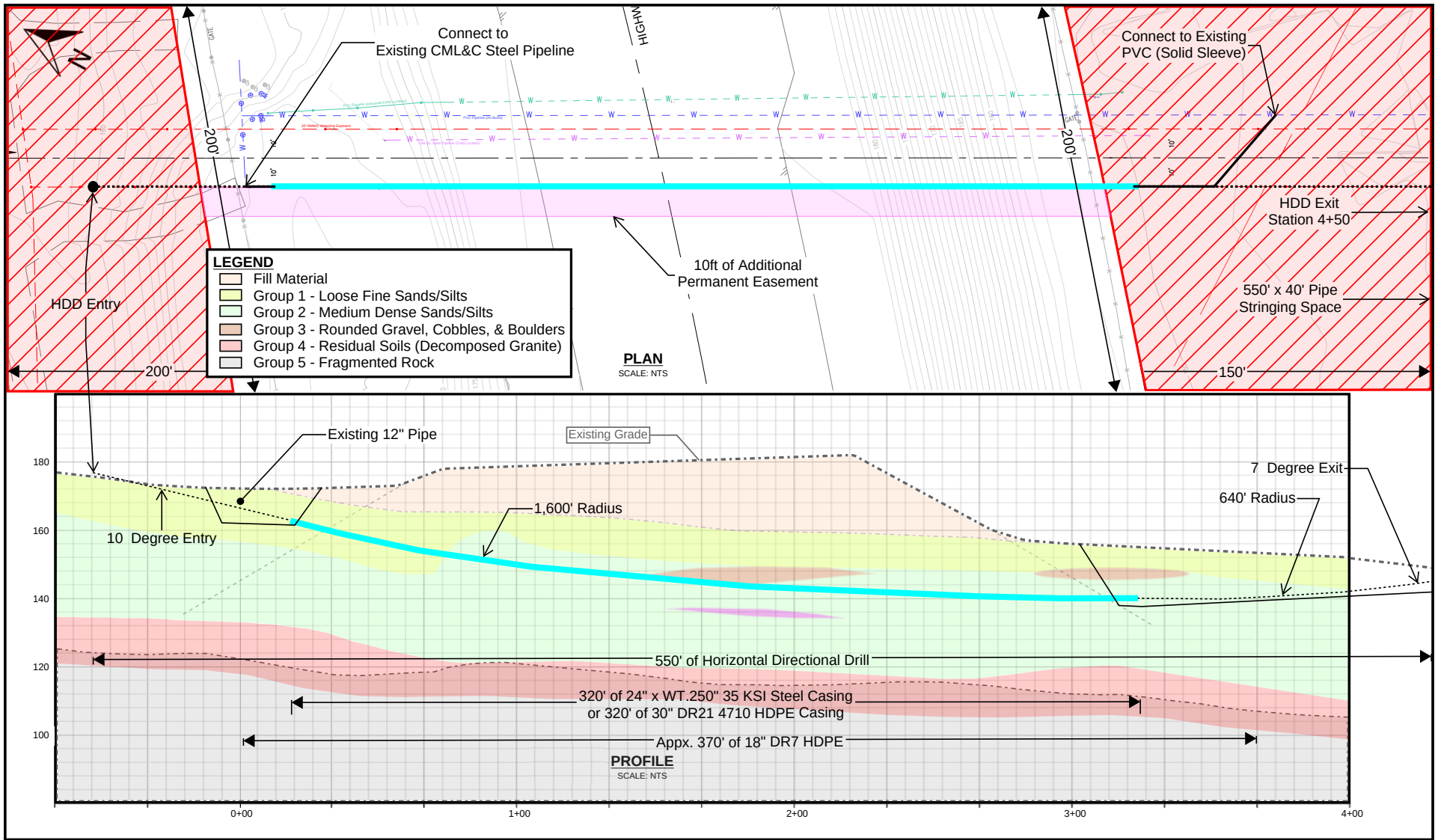

LINE NN EMERGENCY REPLACEMENT	HORIZONTAL DIRECTIONAL DRILLING (HDD) SKETCH	
PROJECT NO. 20273-000	HAZEN AND SAWYER / RAINBOW MUNICIPAL WATER DISTRICT	FIGURE 4-3

Figure 4-3: Horizontal Directional Drilling Sketch

Table 4-3: Pros and Cons of Horizontal Directional Drilling

Alternative	Pros	Cons
HDD with Steel Casing	• Avoids jacking pits or shafts • All workspace outside Caltrans ROW • Provides steel casing protection under highway • Short overall crossing length (~550-feet) • Typical ream diameter (36-inch) manageable • Cost per foot is relatively low, only slightly higher than jack and bore and lower than pilot tube and microtunneling • HDD contractors are prevalent, and equipment availability is moderately high	• Requires large temporary workspaces for pipe laydown and stringing • In silty sands, static pullback friction can become problematic halting preventing the pipe string from completion (sand lock) if not properly managed • Greater settlement and heaving risk than microtunneling • Risk of hydafracture requiring surface cleanup • Significant borehole stability risk if rounded gravel or coblles are encountered • Permanent easement (~10-feet) needed
HDD with HDPE Casing	• Same "Pros" as HDD with Steel Casing plus the following: • HDPE casing allows tighter bend radius and more flexibility for pipe stringing • Entry/exit side can be interchangeable • Lower environmental impact from stringing (can follow ROW edge)	• Same "Cons" as HDD with Steel Casing except for the following: • Requires larger bore (~48-inch), ~33% bigger than steel option

5. Contractor Outreach

To assess feasibility, contractor availability, and preferred construction methods, Hazen conducted outreach to a range of qualified trenchless contractors. Each firm was asked to complete a qualifications questionnaire to demonstrate relevant project experience, capacity, and trenchless expertise. Given the technical complexity of the work, it is preferred that the selected trenchless contractor also serves as the general contractor for the full scope of work to simplify the bidding process. While some firms indicated reluctance with this requirement, several microtunneling contractors noted that they were willing and able to serve in this role.

A summary table of contractor outreach results, including trenchless method capabilities and anticipated availability, is provided in **Table 5-1**. In general, all contacted firms indicated they could accommodate the planned September/October construction start window.

Table 5-1: Available Contractor List

Available Firm	Method			Availability
	Auger	Microtunnel	HDD	
Allstate Boring (Bakersfield, CA)	X			Mid-September
Cal Auger Boring (Anaheim, CA)	X		X	October
Golden State Boring and Pipe Jacking (Chino, CA)	X		X	September
Vadnais Trenchless Services (Vista, CA)		X		October
Nada Pacific Corporation (Fresno, CA)		X		October

Contractor Feedback

- **Microtunneling:** Multiple contractors expressed strong interest in bidding the work, including both local and regional firms. Microtunneling contractors generally confirmed their willingness to act as a general contractor. The method is viewed as feasible and reliable for the project conditions, with cost and potential boulder obstructions being the primary considerations.

- **Auger Boring / Pilot Tube Auger Boring:** Several contractors supported auger boring as a viable approach. While larger pits would be required, contractors indicated this method could be implemented at a lower cost compared to microtunneling.

- **Horizontal Directional Drilling (HDD):** Contractors consistently raised concerns with HDD feasibility at this site.

    - Golden State Boring (contractor for the original HDD installation in 2011 and requested by Rainbow to be excluded from further consideration) noted significant risks of borehole

instability in the "fairly loose soils" along the tight HDD radius. Potential issues included downhill soil migration, sand lock, and subsidence. They recommended pilot tube or traditional jack and bore instead.

- Cal Auger Boring provided similar feedback, citing difficulty in maintaining a 36-inch borehole in loose alluvial, fine sands with the proposed profile. Concerns included drilling fluid loss, borehole collapse, and friction lock. While acknowledging that stresses and pull forces could be managed, Cal Auger Boring recommended auger boring as the most appropriate method for this site. *Note: Cal Auger Boring does not have any microtunneling experience.*

Based on contractor outreach, all methods except HDD were confirmed as potentially viable options depending on Rainbow's tolerance for risk. Both Golden State Boring and Cal Auger Boring advised against HDD due to high risks of borehole instability, fluid loss, and settlement associated with loose alluvial soils and tight radii. HDD also carries higher environmental impacts compared to the other trenchless options. For these reasons, HDD has been eliminated from further evaluation.

Microtunneling contractors demonstrated the strongest qualifications and interest, particularly with their ability to also serve as the general contractor, while auger boring remains a lower-cost but higher-risk option. Both methods are recommended to be carried forward for bidding, with contractor selection to be based on the overall quality and value of the proposals rather than lowest price alone.

6. Caltrans Requirements

The Rainbow Line NN pipeline is a critical transmission line requiring emergency replacement. While the highway has not sustained damage, the Caltrans Encroachment Manual recognizes emergency repairs to public service facilities essential to public health and safety as qualifying for expedited encroachment placement. Verbal confirmation from Caltrans District 11 staff confirms that this project meets the emergency criteria, with Derek Carpenter assigned as the Encroachment Permit Engineer.

Because the project involves crossing a major highway, close coordination with Caltrans is essential to ensure the design meets all applicable requirements. Key references for this project include the *Project Development Procedures Manual* (PDPM) Chapter 17 – Encroachments & Utilities, *Geotechnical Services Emergency Response Guidance*, the *Encroachment Permits Manual*, *Maintenance Manual Volume 1*, and *Trenchless Technology Projects – Guidelines and Specifications*.

Even under emergency provisions, a retroactive encroachment permit must be submitted and include documentation of the emergency justification, detailed pipeline design and alignment, equipment and staging areas, traffic control and shoring plans, surface restoration details, utility clearances, soil analysis, drilling fluid specifications, and survey and monitoring plans. A CEQA exemption letter and USA Dig Alert confirmation are also required where applicable.

Hazen will continue close coordination with Caltrans District 11 throughout design and construction to ensure that the project meets both Rainbow and Caltrans standards.

7. Environmental Constraints

Although this is an emergency replacement project, protecting environmental resources remains a top priority. Hazen and Rainbow have already taken steps to minimize impacts during early field work and will continue this approach as the project advances. HDD was eliminated from further consideration in part because it has the highest environmental footprint, requiring significant workspace and long pipe stringing area. **Figure 7-1** shows the maximum construction footprint and access routes for the remaining alternatives, serving as a reference for coordinating with local agencies and evaluating potential environmental impacts during design and construction.

Figure 7-1: Maximum Construction Area

Key Environmental Considerations

- Minimizing direct impacts: Limiting clearing and disturbance to vegetation and sensitive habitats, including the San Luis Rey River corridor.
- Indirect impact mitigation: Planning construction locations and noisy operations to reduce potential disturbance to wildlife, including nesting species such as the Least Bell's Vireo.
- Monitoring and compliance: Utilizing cultural and biological monitors during field activities.
- Access management: Ensuring access routes minimize environmental disruption and avoid creating multiple temporary paths.

- Early agency coordination: Working closely with resource agencies throughout the design and construction process to keep them informed, incorporate guidance on best management practices, and reduce the risk of delays during construction.

These measures are being integrated into project planning to ensure that environmental impacts are minimized despite the emergency nature of the replacement work. Collaborative engagement with resource agencies during design will help streamline review, guide decision making, and ensure construction proceeds efficiently and in compliance with all relevant environmental regulations.

8. Summary and Recommendation

As summarized in **Table 8-1**, the replacement alternatives vary in cost, constructability, and risk.

- Auger Boring (Jack and Bore) is the least expensive but carries high risk in loose sands, cobbles, and elevated groundwater.
- Pilot Tube Auger Boring offers improved control and groundwater mitigation, though large cobbles remain a concern.
- Microtunneling is the highest-cost option but provides the lowest overall ground risk due to robotic control, active face support, and reliable groundwater management, with boulder obstruction as the main remaining concern.
- Horizontal Directional Drilling (HDD) was eliminated based on contractor feedback regarding tight radii, borehole stability, and site soils, as well as its greater environmental impact.

Table 8-1: Alternatives Risk Comparison

	AUGER BORING	MICROTUNNELING	HDD
Group 1: Loose Fine Sands/Silts	HIGH Risk	Method Satisfactorily Mitigates Ground Risk	Method Satisfactorily Mitigates Ground Risk
Group 2: Medium Dense Sands/Silts	Further Geotech Required for Confirmation of Risk	Method Satisfactorily Mitigates Ground Risk	Further Geotech Required for Confirmation of Risk
Group 3: Rounded Gravel, Cobbles, & Boulders	HIGH Risk	MODERATE Risk	INTOLERABLE
Group 4: Residual Soils	HIGH Risk	MODERATE Risk	HIGH Risk
Group 5: Fragmented Rock	MODERATE Risk	MODERATE Risk	MODERATE Risk

	AUGER BORING	MICROTUNNELING	HDD
High Groundwater	High Risk for J&B, Moderate Risk for Pilot Tube	Method Satisfactorily Mitigates Ground Risk	Method Satisfactorily Mitigates Ground Risk
Environmental Impact	Medium	Lowest	Highest
Budge Level Cost	J&B - $900k Pilot Tube - $1.2M	$1.7M	Steel Casing - $1.3M HDPE Casing - $1.1M
Contractor Feedback	Viable	Viable	NOT RECOMMENDED

Overall, microtunneling represents the "lowest risk, highest cost" option, while auger boring methods are "lower cost, higher risk" and may be appropriate where some construction risk and potential settlement are acceptable. At the time of this writing, the latest subsurface investigation data had resulted in higher fines content and several layers originally labeled as fine sands were changed to coarse to medium silts. However, the lab testing was proposed based on the ground being sand (non-cohesive) versus silt (cohesive). This change and the resulting lab results that were intended for non-cohesive materials provide inconclusive results related to the stability and behavior of the soils for auger boring methods. With the information available, auger boring methods appear feasible, but additional subsurface investigation is needed to be completely accurate in scoring the risk for auger boring. Considering feedback from multiple contractors and Rainbow's willingness to balance cost with quality, we recommend planning to bid the project for both auger boring and microtunneling, with the contractor selected based on the overall quality and value of their proposal rather than price alone. While the final design is being completed, additional testing can be performed to confirm the stability of the silts encountered and the level of risk of auger boring methods with a final decision of whether to include them being made by the beginning of the bid period.

RAINBOW
MUNICIPAL WATER DISTRICT

BOARD ACTION
Item No. 10.B

BOARD OF DIRECTORS

September 23, 2025

SUBJECT

CONSIDER APPROVAL OF A SEWER SERVICE AGREEMENT WITH SPA HAVENS, L.P., FOR THE CAL-A-VIE HEALTH SPA (DIVISION 1)

BACKGROUND

The Cal-A-Vie Health Spa (Cal-A-Vie) is located along Gopher Canyon Road and Spa Havens Way. Cal-A-Vie is currently owned and operated by Spa Havens, L.P. (Developer). Opening in the 1980s, the Spa consists of two program areas, the Club and the Village. The Club area includes 28 guest rooms, in four cottages. Amenities include a bath house, exercise rooms, a central dining room/kitchen, a lounge, swimming pools and tennis courts. The Developer is in the first phase of building additional villas. The Village area compromises most of the developed area. The Village is also under construction to expand the existing facilities.

Prior to commencing construction in both areas of the Spa, the Developer informed the District of the proposed expansion and asked to confirm the Sewer Equivalent Dwelling Units (EDUs) on record. The District's records indicated that Cal-A-Vie had paid for 23.5 EDUs. Of note, neither party (District or Developer) could locate an executed Sewer Service Agreement (SSA), or previous Board action to confirm the specifics of the Spa. Following a Developer initiated sewer study, which was completed by Transtech Engineers, Inc., it was determined that Cal-A-Vie is currently using 25.3 EDUs and the buildings currently under construction would need 5.8 additional EDUs. This requires Cal-A-Vie to purchase and additional 7.6 EDUs as provided in Table 1 herein. The proposed Sewer Service Agreement would bring Cal-A-Vie EDU account current based on the current plan for their project.

DESCRIPTION

The District's Administrative Code, section 9.05.080.2 Sewer Service Commitments of More than 5 EDU's; Parcel, any development requiring more than five (5) EDUs must enter into a Sewer Service Agreement. The table below provides a breakdown of the estimated Sewer Capacity Fees that are to be collected upon execution of the Sewer Service Agreement:

Table 1

Exhibit 2 ESTIMATED SEWER CAPACITY FEES			
Description	**EDUs**	**Sewer Capacity Fees**	**Total Due**
Cal-A-Vie currently calculated using EDUs	25.3		
Buildings under construction EDUs	5.8		
District confirmed Cal-A-Vie paid EDUs	23.5		
Differnce in confirmed, current usage, & under construction	7.6	$ 18,861.00	$ 143,343.60
Future Building EDUs*	37.2		
*capacity fees will be calculated once construction commences			

As the project's EDUs are currently in arrears by 1.8 and the Developer is nearing completion of construction, which adds 5.8 additional EDUs, Spa Havens will pay 100% of the amount due, $143,343.60. Any future building EDUs will require an amendment to the Sewer Service Agreement and would be assessed at then current sewer capacity fee ratess.

POLICY/STRATEGIC PLAN KEY FOCUS AREA

Strategic Focus Area Four: Fiscal Responsibility
Strategic Focus Area Five: Customer Service

ENVIRONMENTAL

In accordance with California Environmental Quality Act (CEQA) guidelines Section 15378, the action before the Board does not constitute a "project" as defined by CEQA and further environmental review is not required at this time.

BOARD OPTIONS/FISCAL IMPACTS

By approving the Sewer Service Agreement, Spa Havens is obligated to pay 100% of the total Sewer Capacity Fees ($143,343.60) prior to any sewer flowing into the District's existing sewer system.

Option 1:

- Approve the Sewer Service Agreement 25-25 by and between Rainbow Municipal Water District and Spa Havens.
- Authorize the General Manager to execute the agreement.
- Make a determination that the action defined herein does not constitute a "project" as defined by CEQA.

Option 2:

- Provide other direction to staff.

STAFF RECOMMENDATION

Staff recommends Option 1.

Chad Williams 09/23/2025
Engineering & CIP Program Manager

Attachment(s): Draft Sewer Service Agreement

RAINBOW MUNICIPAL WATER DISTRICT
3707 OLD HIGHWAY 395, FALLBROOK, CALIFORNIA 92028
TELEPHONE (760) 728-1178 FAX (760) 728-2575

SEWER SERVICE AGREEMENT (SSA)
BY AND BETWEEN RAINBOW MUNICIPAL WATER DISTRICT
AND SPA HAVENS, LP

CONTRACT NO. 25-25

This sewer service agreement ("Agreement") is made on this **23rd** day of **September 2025**, ("Commencement Date") by and between **Rainbow Municipal Water District** ("District"), a municipal water district organized under the Municipal Water District Law of 1911, and **Spa Havens, LP** ("Spa Havens"). Each of District and Spa Havens are interchangeably referred to as a "Party" to the Agreement herein and are collectively referred to as the "Parties".

RECITALS

A. Spa Havens is the legal owner of real property located in the unincorporated area of the community of Bonsall., in San Diego County, State of California, which real property lies within the jurisdictional service area of the District, identified as Assessor's Parcel Numbers: **170-18-021-00, 170-18-011-00, 170-26-004-00, 170-18-017-00, 170-20-014-00, 170-20-027-00 & 170-17-102-00.** (the "Real Property"), more particularly depicted in **Exhibit 1** to this Agreement.

B. District and Spa Havens are entering into an Agreement Consenting to Sewer Connection Fee Charges in connection with the Spa Havens ("Agreement"). By the Agreement, Spa Havens agrees to pay the District for seven point six (7.6) Equivalent Dwelling Units ("EDUs") at the District's current sewer capacity rates at the time of payment and join the District's Sewer Allocation Plan. Based off the District's current sewer capacity fees, as of July 1, 2025, Spa Havens will pay the District $143,343.60 for 7.6 EDU's. Any additional future expansion requiring additional EDUs will be charged at the current capacity rate.

C. The planned projects consist of the expansion of existing Cal-A-Vie Health Spa facilities.

D. District and Spa Havens desire to consolidate, update and memorialize past agreements, applications, and commitments for sewer capacity for the Project through execution of this Sewer Service Agreement. As required by the District's Administrative Code, Section 9.05.

E. District acknowledges that it currently has sufficient capacity to serve the expansion of the existing Cal-A-Vie Health Spa, and that it is in the best interest of the District for this development to occur.

NOW, THEREFORE, in consideration of these recitals and the mutual covenants contained herein, the District and the Spa Havens agree as follows:

AGREEMENT

1. Warranties. The foregoing recitals are true and correct. The undersigned, for themselves and the Party on whose behalf they execute this Agreement, warrant and represent that they have full power and authority to bind said Party to the obligations and benefits set forth in this Agreement.

2. Capacity Fees. In accordance with District Administrative Code sections 9.05, Spa Havens shall pay to the District a fee in the amount of 100% of the connection fees required to serve the entire project in order to ensure sewer capacity is available. The amount due upon approval of this Sewer Service Agreement shall be 100% of the total connection fees due at current rates. The calculated balance due for the initial 100% is $143,343.60. See Exhibit 2 for the breakout of the estimated sewer capacity fees at the current rates. The District will issue amendment(s) accordingly should calculations change.

3. Spa Haven's Obligations.

   a. Permittee agrees to hold District harmless from any and all claims, demands, actions, damages, costs, expenses, compensation, causes of action and rights, in law or in equity, in the nature of an administrative procedure or otherwise (known, unknown, contingent, accrued, inchoate, or otherwise) that Permittee may have against the District, related to, arising from and/or pertaining in any way to the payments made to the District for sewer service fees for the Spa Havens Cal-A-Vie Health Spa project.

   b. Permittee further agrees to pay the District the full amount of sewer capacity fees required by the District to serve the Cal-A-Vie Health Spa, at the then current rates in effect at the time construction commences and prior to connecting to the sewer system, unless the District seeks payment after this Agreement expires but before permits are issued as provided herein.

4. Subject to Approval. This Agreement is subject to the approval of the District Board of Directors, and District shall not be bound to any terms of this Agreement absent such approval.

5. Non-Assignment. This Agreement shall not be assigned or transferred, nor shall any of the Spa Haven's rights hereunder be delegated or subcontracted. Any attempt to assign or delegate this Agreement shall render this Agreement void and of no force or effect.

6. Notice. All notices, demands, payments, requests, consents, or other communications which this Agreement either contemplates, authorizes, requires, or permits any Party to give to the other Party, shall be in writing and shall be personally delivered, sent by registered or certified mail, postage pre-paid, return receipt requested, or by email, addressed to the respective parties as follows:

To District:	Jake Wiley, General Manager, Rainbow Municipal Water District 3707 Old Highway 395 Fallbrook, California 92028 Tel.: (760) 728-1178 Email: jwiley@rainbowmwd.ca.gov
With a Copy to:	Alfred Smith, II, General Counsel Nossaman LLP 777 South Figueroa Street 34th Floor Los Angeles, California 90017 Tel.: (213) 612-7831 Email: asmith@nossaman.com
To Spa Havens:	John P. Havens 29402 Spa Havens Way Vista, CA 92084 Tel: (760) 945-2055

Any party may change its address and contact information by notice to the others as provided herein. Any such change shall be incorporated into this Agreement as if fully set forth herein. Notices shall be deemed effective when delivered if personally served or if sent by mail. If served or sent by email or facsimile, notices shall be deemed effective on the same business day that the notices are sent, or if received after 5:00 p.m., then the notice shall be deemed effective on the next business day.

7. Defense Costs on Third Party Challenge. In the event of a third-party challenge to the Projects, or the implementation and/or administration of any of the Projects, the District shall pay defense costs as a cost of the Projects, and may make calls on any therefor. Notwithstanding the above, litigation regarding rate setting by the District is not a cost of the Projects.

8. Agreement Controlling. With respect to the District's allocation of fees paid for EDUs/sewer capacity to the Spa Havens, as described within this Agreement, in the event of any conflict or ambiguity between this Agreement, Spa Havens' Application, the Construction Agreement, or any other document attached hereto or incorporated by reference herein, this Agreement shall control as between the Parties.

9. Governing Law/Venue. The interpretation, validity and enforcement of this Agreement shall be governed by and construed under the laws of the State of California. The appropriate venue for any action brought to enforce or declare its terms shall be brought in the appropriate state or federal court in or nearest to the North County Judicial District for the County of San Diego.

10. Severability. Should any provisions herein be found or deemed invalid or in contravention of California law, such provision shall be deemed not a part of this Agreement. All other provisions of this Agreement shall remain valid and enforceable and shall remain in full force and effect.

11. Modification. This Agreement may only be modified by written agreement signed by the Parties.

12. No Third Party Beneficiary. This Agreement shall inure to the benefit of and be binding upon the Parties. This Agreement is not intended to and shall not be for the benefit of third parties who are not expressly included herein.

13. Attorneys' Fees and Costs. In the event any legal action or proceeding to interpret or enforce the terms of, or obligations arising from, this Agreement – including mediation or arbitration – or to recover damages for breach of this Agreement, the Party prevailing in any such action or proceeding shall be entitled to recover from the non-prevailing Party all reasonable attorneys' fees, costs, and expenses incurred by the prevailing Party.

14. Further Assurances. The Parties hereby covenant and agree that the Parties will execute such other and further documents and instruments as are or may become necessary or convenient to effectuate and carry out the terms of this Agreement.

15. Headings. The headings contained in this Agreement have been inserted for convenience only and in no way define or limit the scope or interpretation of this Agreement.

16. Entire Agreement. This Agreement, together with all attachments hereto, constitutes the entire agreement between the Parties with respect to the subject matter hereof, and all prior or contemporaneous agreements, understandings, representations and statements, oral or written, are superseded.

17. Attachments. All attachments referred to herein are hereby incorporated by reference into this Agreement as though fully set forth in the body of this Agreement.

18. Waiver. No covenant, term or condition, or the breach thereof, shall be deemed waived except by written consent of the Party against whom the waiver is claimed. Any waiver of the breach of any covenant, term, or condition shall not be deemed to be a waiver of any preceding or succeeding breach of the same or any other covenant, term, or condition. Acceptance by District of any performance by Spa Havens' after such time that the performance is due shall not be deemed a waiver of any preceding breach by Spa Havens other than the failure of performance expressly accepted, regardless of the District's knowledge of such preceding breach at the time of acceptance. No delay or omission by either Party in exercising any relief or power accruing upon non-compliance or failure of performance by the other Party shall impair or be construed as a waiver thereof, unless an intention to waive is expressly set forth in a writing signed by the waiving Party.

19. Warranties. District and Spa Havens covenant and represent that each respective Party has the full authority to execute, deliver, and perform this Agreement, and that each Party has fully complied with all requirements imposed by law as necessary for the Party to create a lawful and binding Agreement for the term of this Agreement. Each individual signing this Agreement for the District represents and warrants that he or she has the full power and authority, and legal right, to execute this Agreement on behalf of the District, and that the District has taken all necessary actions to authorize the individual signing on behalf of the District's behalf to do. Each individual signing this Agreement on behalf of Spa Havens represents and warrants that he or she has the full power and authority, and the legal right, to

execute this Agreement on behalf of Spa Havens, and that Spa Havens has taken all necessary actions to authorize the individual signing on Spa Havens' behalf to do so.

20. Force Majeure. If either Party, except as otherwise herein specifically provided, shall be delayed or prevented from performing any act required hereunder, by reason of strikes, lock-outs, labor problems, inability to procure materials, fire, unusual weather conditions, failure of power or other utilities, applicable governmental laws or regulations (other than those reasonably foreseeable in connection with the uses contemplated by this Agreement), riots, insurrection, war or other reason of a like nature, not the fault of the Party so delayed, then performance of such act shall be excused for the period necessary to accommodate such delay.

21. Understanding. Each Party hereto acknowledges that the Party has reviewed this Agreement and has had an opportunity to consult legal counsel, and that the normal rule of construction that ambiguities are resolved against the drafting Party shall not be employed in the interpretation of this Agreement or any subsequent amendments hereto.

22. Counterparts. This Agreement may be executed in counterparts, which, taken together, shall be construed as a single, complete Agreement.

IN WITNESS WHEREOF, the Parties, for themselves, do hereby agree to the full performance of the covenants herein and have caused this Agreement to be executed on the date first set forth above.

RAINBOW MUNICIPAL WATER DISTRICT	SPA HAVENS LLC
_____	_____
Name: Jake Wiley	Name: John P. Havens
Title: General Manager	Title:
DISTRICT'S GENERAL COUNSEL	SPA HAVENS' COUNSEL
_____	_____
Name: Alfred E. Smith, II of Nossaman LLP	Name:
Title: General Counsel	Title:

Exhibit 1

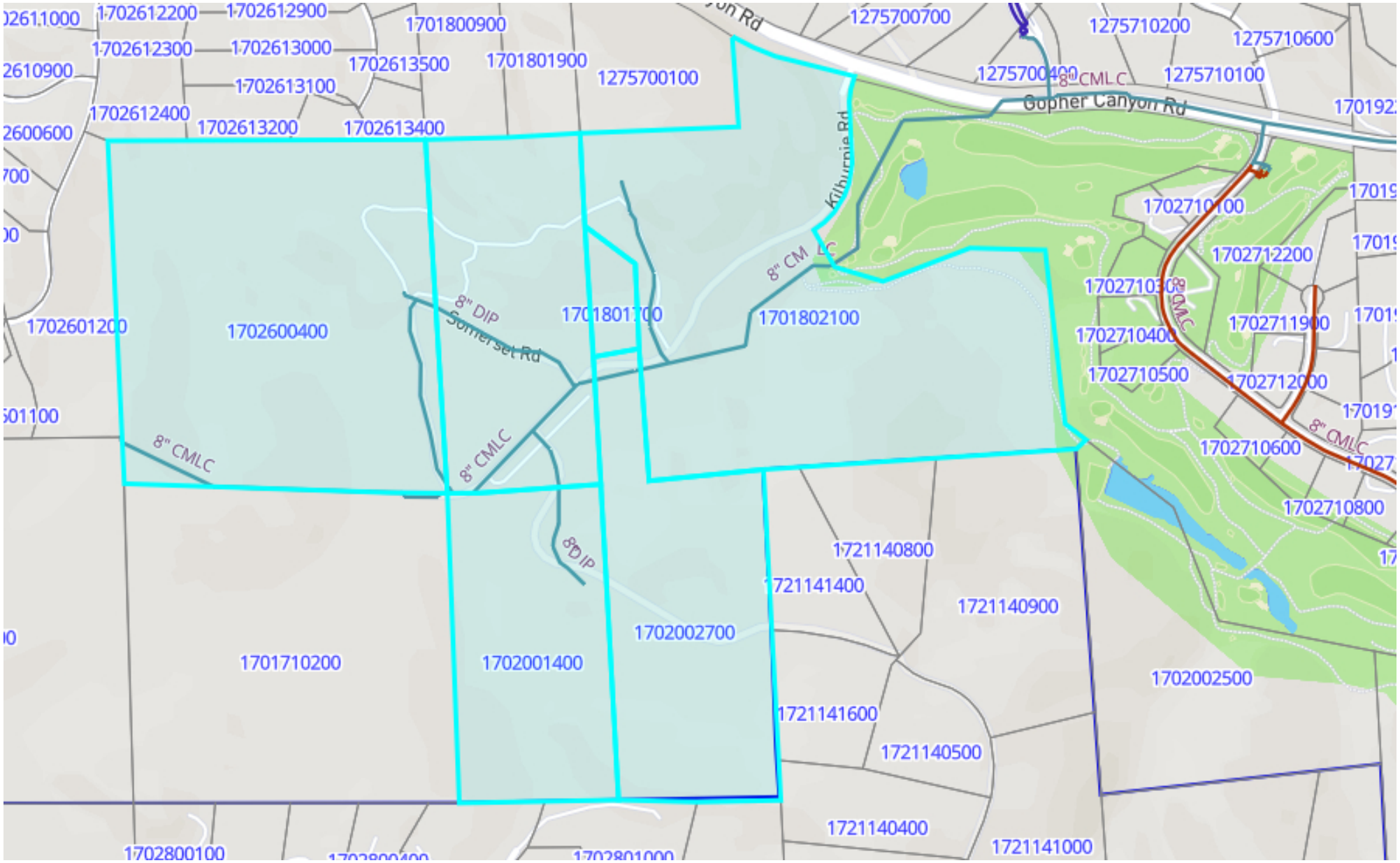

1" = 567 ft	Sub Title	09/08/2025	RAINBOW MUNICIPAL WATER DISTRICT

This map may represents a visual display of related geographic information. Data provided here on is not guarantee of actual field conditions. To be sure of complete accuracy, please contact the responsible staff for most up-to-date information.

Exhibit 2 ESTIMATED SEWER CAPACITY FEES

Description	EDUs	Sewer Capacity Fees	Total Due
Cal-A-Vie currently calculated using EDUs	25.3		
Buildings under construction EDUs	5.8		
District confirmed Cal-A-Vie paid EDUs	23.5		
Differnce in confirmed, current usage, & under construction	7.6	$ 18,861.00	$ 143,343.60
Future Building EDUs*	37.2		
*capacity fees will be calculated once construction commences			

RAINBOW
MUNICIPAL WATER DISTRICT

BOARD ACTION
Item No. 10.C

BOARD OF DIRECTORS

September 23, 2025

SUBJECT

CONSIDER APPROVAL OF ADDENDUM NO. 2 FOR EXPANDED PARTICIPATION IN THE CROPSWAP PROGRAM

BACKGROUND

On February 27, 2024, the Board authorized the General Manager to execute a Memorandum of Understanding (MOU) between Rancho California Water District (Rancho), Rainbow Municipal Water District (Rainbow), Fallbrook Public Utilities District (FPUD), City of Oceanside, and Valley Center Municipal Water District (VCMWD) for Participation in the Regional CropSWAP Program. Shortly thereafter, the City of Escondido joined as a partner agency through Addendum No. 1 to the MOU. The CropSWAP program was designed to provide financial incentives, through grant funding sources, to agricultural water users throughout the agricultural growing regions of Southwest Riverside and North San Diego counties. The goal of the program is to increase water use efficiencies and enhance agricultural uses primarily by providing funding assistance to replace high water use crops with lower use and drought tolerant varieties and fund other best management practices to improve irrigation efficiency.

The MOU established that the lead agency (Rancho) distribute funds equally amongst the participating agencies, with each agency initially receiving a $200,000 allocation, a participation fee of $25,000, covering program setup and administration activities. Also, financial participation of 15% of all grant funds utilized by Rainbow customers is utilized to cover on-site inspections and other site-specific requirements for the grant-funded activities. The remaining $1,250,000 was to remain available to customers of any of the partner agencies on a first-come-first served basis.

Within the first eight months of the program, applicants in Rainbow's service area were awarded over $1.1M in grant funds covering nearly 100 projects across the District. In April of this year, Rainbow, FPUD, and VCMWD fully expended their baseline allocations, and 17 pending applications in Rainbow were put on a wait list. Pursuant to the allocation framework in the MOU, $2M of the grant funds were set aside specifically for Rancho's customers. However, Rancho cuurently has an unallocated balance of $648,000.

DESCRIPTION

Department of Water Resources (DWR) grant funds must be expended by October 1, 2026. Therefore, Rancho is working to ensure that the funds are allocated quickly to agencies and applicants who are prepared to move forward with projects.

Addendum No. 2 will allow Rancho to release its unspent $648,000 to fund projects on the waiting list, requested by customers in FPUD, Rainbow, and VCMWD's service areas. The addendum will also

establish a process for reallocating future unspent funds from any partner agency. The Program Administrator will contact waiting list applicants to confirm their continued interest in funding.

POLICY/STRATEGIC PLAN KEY FOCUS AREA

Strategic Focus Area One: Water Resources
Strategic Focus Area Four: Fiscal Responsibility
Strategic Focus Area Five: Customer Service

ENVIRONMENTAL

In accordance with CEQA guidelines Section 15378, the action before the Board does not constitute a "project" as defined by CEQA, and further environmental review is not required at this time.

BOARD OPTIONS/FISCAL IMPACTS

The CropSWAP program has been very successful within Rainbow's service area. Securing additional funding will benefit local growers on the waiting list in the short term and will support the District and its customers in the long term by helping to sustain agriculture.

Options:

1. Authorize the General Manager to execute Addendum No. 2 to the Regional CropSWAP Program to allow Rainbow to receive additional funding for projects in our area;
2. Do not authorize the General Manager to execute Addendum No. 2;
3. Provide direction to staff.

STAFF RECOMMENDATION

Staff recommends approval of Option 1.

Attachment: Draft Addendum No. 2 to the Regional CropSWAP Program.

Jake Wiley September 23, 2025
General Manager

ADDENDUM NO. 2

TO THE MEMORANDUM OF UNDERSTANDING (MOU)
FOR REGIONAL CROPSWAP PROGRAM

This Addendum No. 2 ("Addendum") to the Memorandum of Understanding for the Regional CropSWAP Program ("MOU") is made and entered into as of September 22, 2025 by and between the Regional Partners.

RECITALS

WHEREAS, the Regional Partners entered into the MOU on March 28, 2024, to formalize their mutual intent and understanding regarding the implementation of the Regional CropSWAP Program; and

WHEREAS, Addendum No. 1, dated April 24, 2024, amended the MOU to include the City of Escondido as a Partner Agency and to establish an equitable allocation of a portion of the Partner Agency funds; and

WHEREAS, Section XI.1 of the MOU allows for amendments or modifications to the MOU if in writing and signed by all the Parties; and

WHEREAS, Rancho California Water District ("Rancho Water"), as the Lead Agency, was designated $2,000,000 for financial incentives within its service area, pursuant to the allocation agreements established in the original Memorandum of Understanding, which set aside these funds for Rancho Water's customers from the overall Department of Water Resources 2022 Urban Community Drought Relief Grant award; and

WHEREAS, the Regional Partners desire to clarify that the portion of Rancho Water's set-aside that remains uncommitted will be released into the general Regional CropSWAP funding pool to ensure full expenditure of the Grant prior to its expiration date;

AGREEMENT

1. The Regional Partners reaffirm that, pursuant to the allocation framework in the original MOU, $2,000,000 of the Grant funds were set aside specifically for Rancho Water's customers.
2. The Regional Partners agree that the portion of Rancho Water's $2,000,000 set-aside that remains uncommitted to eligible projects within Rancho Water's service area is hereby released into the general Regional CropSWAP Program funding pool.

DRAFT

These released funds shall no longer be reserved exclusively for Rancho Water but shall be available to customers of any Regional Partner Agency, including Rancho Water customers, on a first-come, first-served basis, consistent with the allocation rules and procedures established in Addendum No. 1.

The Program Administration Fee described in Section IV of the MOU shall continue to apply to all financial incentives disbursed from these released funds. Each Regional Partner Agency shall remain responsible for paying the applicable Program Administration Fee for any incentives provided to its customers, regardless of whether the funds originated from its initial allocation or from Rancho Water's released funds.

3. **Voluntary Release of Allocated Funds by Other Partner Agencies**
   In addition to Rancho Water, any Regional Partner Agency may elect to release all or a portion of its allocated CropSWAP funds into the general Regional CropSWAP Program funding pool. Such election shall be made by providing written notice to the Lead Agency. Once released, these funds shall no longer be reserved for the releasing Partner Agency but shall be available to customers of any Regional Partner Agency, including customers of the releasing Partner Agency, on a first-come, first-served basis, consistent with the allocation rules and procedures established in Addendum No. 1.

   The Program Administration Fee described in Section IV of the MOU shall continue to apply to all financial incentives disbursed from these released funds, and the Regional Partner Agency whose customer receives the incentive shall remain responsible for payment of the applicable fee.

4. The Regional Partners agree that transparency regarding the use of released funds shall be maintained. Data on incentive disbursements will continue to be made available to all Partner Agencies through the existing online reporting portal, ensuring each Partner Agency has access to timely and accurate information about projects completed within its service area.

5. All Regional Partners further agree that this release mechanism is intended to ensure the maximum use of Grant funds prior to the Department of Water Resources' final reimbursement deadline of December 31, 2026. This Addendum shall remain in effect until the expiration of the MOU on December 31, 2026, unless extended by mutual written agreement of the Parties.

6. Except as expressly amended by this Addendum, all other terms and conditions of the MOU and Addendum No. 1 shall remain unchanged and in full force and effect.

DRAFT

7. This Addendum may be executed in counterparts, each of which shall be deemed an original, but all of which together shall constitute one and the same instrument.

SIGNATURES

1. Rancho California Water District (Lead Agency)
   Authorized Representative: Jason Martin
   Title: General Manager
   Signature:
   Date: 8/28/2025

2. Fallbrook Public Utilities District (Partner Agency)
   Authorized Representative: Jack Bebee
   Title: General Manager
   Signature:
   Date: 8/28/2025

3. Rainbow Municipal Water District (Partner Agency)
   Authorized Representative: Jake Wiley
   Title: General Manager
   Signature:
   Date: 8/28/2025

4. City of Oceanside (Partner Agency)
   Authorized Representative: Jonathan Borrego
   Title: City Manager
   Signature:
   Date: 8/28/2025

5. Valley Center Municipal Water District (Partner Agency)
   Authorized Representative: Gary Arant
   Title: General Manager
   Signature:
   Date: 8/28/2025

6. City of Escondido (Partner Agency)
   Authorized Representative: Sean McGlynn
   Title: City Manager
   Signature:
   Date: 8/28/2025

DRAFT

RAINBOW
MUNICIPAL WATER DISTRICT

BOARD ACTION
Item No. 10.D

BOARD OF DIRECTORS

September 23, 2025

SUBJECT

CONSIDER AWARD OF AN AMENDED AGREEMENT WITH ENGINEERING RESOURCES OF SOUTHERN CALIFORNIA FOR THE WATER AND WASTEWATER MASTERPLAN (DISTRICTWIDE)

BACKGROUND

At the August 19, 2025, Board of Directors (Board) meeting, Engineering Resources of Southern California (ERSC) was awarded an agreement in the amount of $635,140 to produce updated Water and Wastewater Master Plans. The total represented their proposed base fee amount and did not include any optional tasks.

Preparation of an Urban Water Management Plan (UMWP) is required to be submitted by Urban suppliers of water by the State of California Department of Water Resources (DWR) every five years. Districts must demonstrate to the state regulatory compliance with aspects of the Water Code related to supply sustainability and water use efficiency. The next UMWP is due to the DWR by July 1, 2026. The District was set to issue a stand-alone RFP for the preparation of the UWMP, however, because of the overlap in data gathering and tasks required within the UWMP and the Water Master Plan, efficiencies are gained by combining these efforts, saving the District time and resources to complete the required report by July 1, 2026.

In addition, during coordination with ERSC to execute the Professional Services Agreement (PSA), staff noticed clerical errors in ERSC's proposal. While ERSC provided hours in their scope for Task 3H- "Review Current Facilities Capacity Analysis" work, they did not include the dollar amount in their proposal total. Also, the District's Water and Wastewater Masterplan RFP Section 2.3F Hydraulic Model Calibration required:
"Temporary Flow Monitoring– The Consultant shall incorporate additional flow monitoring data, if needed, to achieve the calibration criteria. Assume five (5) locations for budgeting purposes. Set up and execute the model for comparison with the data. District staff will conduct the monitoring and provide the associated SCADA information." ERSC did not include budget for the physical flow monitoring in their original proposal.

Staff requested ERSC to correct the clerical errors and provide a scope and fee to include the Sewer Flow Monitoring and UWMP as part of their proposal.

DESCRIPTION

ERSC provided an updated scope and fee addressing the three items listed above. The cost for this work is shown in the table below:

Description	Cost
Original Submitted Proposal	$635,140
Missing Line Items 3H	$0.00
Temporary Sewer Flow Monitoring (5 Locations)	$58,580
Urban Water Management Plan	$74,830
Proposed Not-to Exceed Agreement Total	$768,550

POLICY/STRATEGIC PLAN KEY FOCUS AREA

Strategic Focus Area One: Water Resources: The Water and Wastewater Master Plan updates are critical to the District's long-term planning for facilities as well as capital project prioritization. The results of these plans will also inform setting of capacity fees for water and sewer for new development and provide the tools for proper analysis of any proposed growth within the District Service area.

ENVIRONMENTAL

In accordance with California Environmental Quality Act (CEQA) guidelines Section 15378, the action before the Board does not constitute a "project" as defined by CEQA and further environmental review is not required at this time.

BOARD OPTIONS/FISCAL IMPACTS

There are available funds in the Water and Wastewater Master Plans project budget to cover the amended agreement. This Project appeared in previous versions of the District's budget as Project No. 600090 (Water Division), however, because there is a shared cost between Water and Wastewater, the revised Project No. is 400001.

Option 1:

- Approve the amended agreement with ERSC for a not-to-exceed amount of $768,550 and authorize the General Manager to execute the agreement.

Option 2:

- Provide other direction to staff.

STAFF RECOMMENDATION

Staff recommends Option 1.

Chad Williams 09/23/2025
Engineering & CIP Program Manager

Attachment(s):
1. Revised scope and fee

Engineering Resources of Southern California
1861 W. Redlands Blvd.
Redlands, CA 92373

Rainbow Municipal Water District
3707 Old Highway 395
Fallbrook, California 92028

September 10, 2025

RE: Updated Scope and Fee for Development of Water and Wastewater Master Plans

Adjustments:

Task 3F. Hydraulic Model Calibration

ERSC has added the following language to the Scope of Services:

Temporary Flow Monitoring

ERSC will work with our subconsultant Krajewski Flow Monitoring Solutions (K-Flow) and District staff to conduct additional flow monitoring at five (5) locations. K-Flow's proposal is included herein.

This addition increases the fee by $58,580.00.

Task 3H. Review Current Facilities Operations and Maintenance

ERSC acknowledges our clerical error in the calculation of the fee subtotal for this task. We will execute the task as described in the Scope of Services and will not request any additional funding to reconcile the error.

Task 4. Urban Water Management Plan

ERSC has added Task 4. (Urban Water Management Plan) to the Scope of Services.

This addition increases the fee by $74,830.00.

Total Fee

ERSC proposes to execute the revised Scope of Services on a time-and-materials basis for a not-to-exceed amount of $768,550.00.

Enclosures:

- Scope of Services
- Exhibits referenced in the Scope of Services
- Fee Matrix
- Subconsultant Fee Proposal

Table of Contents

Scope of Services **7**

Task 1. Overall Project **7**

1A. Project Management **7**

Prepare Project Management Plan 7

Submit Bi-Weekly Progress Emails 7

Submit Monthly Progress Reports 7

1B. Review Previous Planning Work and Meet with District **8**

Prepare and Manage Data Gathering List 8

Review and Vet Data and Information 8

Validate and Incorporate Planned Projects 8

1C. Conduct Record Research **9**

1D. Facilitate Meetings **9**

1E. Conduct Quality Assurance and Quality Control **9**

Quality Assurance 9

Quality Control 9

1F. Conduct Review of Regulations and Permits **10**

Review Operating Permits 10

Conduct Regulatory Review 10

Recommend Mitigation 10

1G. Establish Project Description Protocols **10**

1H. Master Plan Reports, Model Delivery and Training **11**

Issue Draft Master Plan Reports 11

Present Reports to Staff and Solicit Comments 11

Issue Final Master Plan Reports 11

Present Reports to Board of Directors 11

Deliver Hydraulic Model and Conduct Staff Training 11

Task 2. Potable Water Master Plan **12**

2A. Evaluate Water Supply Reliability **12**

Prepare Summary of Existing Water Supplies 12

Identify Water Capacity Constraints 12

Identify Vulnerabilities 12

Identify and Evaluate Existing and Potential Interconnections 12
Recommend Mitigation 12
Prepare TM 12
2B. Prepare Potable Water Demand Forecast 12
Prepare Population Projection 12
Prepare Land Use Analysis 12
Evaluate Potential Impact of Accessory Dwelling Units (ADU) 13
Identify Planned Development 13
Conduct Billing Analysis 13
Conduct Production Analysis 13
Evaluate Water Loss 13
Prepare Demand Factors 13
Prepare Demand Forecasting Model 13
Prepare TM 13
2C. Establish Evaluation Criteria 13
Design Criteria 13
Key Performance Factors 15
Prepare TM 16
2D. Conduct Hydraulic Model Development 17
Review Modeling Software 17
Conduct GIS Review 17
Conduct Model Construction 18
Conduct Demand Allocation 19
Establish System Controls 19
Conduct Model Validation 20
Prepare Hydraulic Profiles 20
Prepare TM 20
2E. Conduct Hydraulic Model Calibration 20
Prepare Calibration Plan 20
Conduct Data Collection 20
Conduct Steady State Calibration 21
Conduct Dynamic Calibration 21
Prepare TM 21
2F. Conduct Existing Capacity Analysis 21
Conduct Supply Analysis 21
Conduct Storage Analysis 21

Conduct Transmission and Distribution Analysis 22
Conduct Fire Flow Analysis 22
Identify Capacity Deficiencies 22
Recommend Mitigation 22
Prepare TM 22
2G. Review Current Facilities Operations and Maintenance 22
Review Plans and Documents 22
Conduct Site Visits and Interview O&M Staff 22
Conduct Risk Assessment and Identify Deficiencies 23
Identify Opportunities to Improve Efficiency 23
Recommend Mitigation 23
Prepare TM 23
2H. Conduct Build-Out Capacity Analysis 23
Verify Implementation of Improvements to Address Existing Conditions 23
Conduct Analyses 24
Identify Deficiencies 24
Recommend Mitigation 24
Prepare TM 24
2I. Develop Specific Hydraulic Analyses 24
Conduct Pipe Break Analysis 24
Review Morro Reservoir Isolation 24
Conduct Two (2) Additional Analyses 24
Prepare TM 24
Task 3. Wastewater Master Plan 25
3A. Establish Evaluation Criteria 25
Design Criteria 25
Key Performance Factors 26
Prepare TM 27
3B. Conduct Hydraulic Model Development 27
Review Modeling Software 27
Conduct GIS Review 27
Conduct Model Construction 28
Conduct Flow Allocation 28
Establish System Controls 28
Conduct Model Validation 28

Prepare TM 29
3C. Prepare Wastewater Flow Forecast 29
Establish Existing Flows 29
Coordinate with Water Demand Forecast 29
Prepare Flow Factors 29
Prepare Flow Forecasting Model 29
Prepare TM 29
3D. Conduct City of Oceanside Capacity Evaluation 29
Establish Existing Unused Capacity 29
Develop Three (3) Future Treatment and Disposal Capacity Scenarios 29
Estimate Future Treatment and Disposal Costs 30
3E. Conduct Hydrograph/Diurnal Curve and Peaking Factor Development 30
Prepare Dry Weather Diurnal Curves 30
Prepare Historical Precipitation Model 30
Estimate Inflow and Infiltration 30
Scale Inflow and Infiltration to Design Storm 30
Prepare System Schematic 30
Establish Control Settings 30
Prepare TM 31
3F. Conduct Hydraulic Model Calibration 31
Prepare Calibration Plan 31
Temporary Flow Monitoring 31
Conduction Dynamic Calibration 31
Prepare TM 31
3G. Conduct Existing Capacity Analysis 31
Conduct Gravity Pipeline Analysis 31
Conduct Lift Station Analysis 32
Identify Deficiencies 32
Recommend Mitigation 32
Prepare TM 32
3H. Review Current Facilities Operations and Maintenance 32
Review O&M Procedures 32
Conduct Site Visits and Interview O&M Staff 32
Identify Deficiencies 33
Identify Opportunities to Improve Efficiency 33

Recommend Mitigation 33
Prepare TM 33
3I. Conduct Build-Out Capacity Analysis 33
Verify Implementation of Improvements to Address Existing Conditions 33
Conduct Gravity Pipeline and Lift Station Analyses 33
Identify Deficiencies 33
Recommend Mitigation 34
Prepare TM 34
3J. Develop Specific Hydraulic Analyses 34
Conduct Two (2) Additional Analyses 34
Prepare TM 34
Task 4. Urban Water Management Plan 34
4A. Project Management Services 34
4B. Supplemental Data Gathering 34
4C. Facilitate Workshop 34
4D. Task Close-Out 35
4E. Generate UWMP Content 35
Carry Forward Unchanged Information 35
Update Current Information 35
Address New Regulatory Requirements 35
4F. Prepare Draft UWMP 35
Internal Draft UWMP 35
Public Draft UWMP 36
Final Draft UWMP 36
4G. Conduct Stakeholder Outreach 36
4H. Facilitate Public Hearing and Adoption 36
4I. Submit UWMP to the State and Stakeholders 37

Scope of Services

Task 1. Overall Project

1A. Project Management

Prepare Project Management Plan

Following the Kick-off Meeting, ERSC will prepare and issue a Project Management Plan (PMP) to generate and establish transparency regarding our approach, methodology, staffing, and commitment to a successful project. The primary objective of the PMP is Quality Assurance. ERSC's Project Manager will develop and refer to the PMP throughout the duration of the Project as a tool to maintain alignment among the primary project stakeholders, and to meet and exceed the project requirements. We will clarify ERSC's project organizational structure and delineate project procedures across the following areas:

- Project Description, Scope of Work, and Staffing Plan
- Critical Success Factors
- Budget and Schedule Control
- Document Control
- Meeting and Communication Procedures
- Quality Control (QC) and Deliverables Management
- Risk Assessment and Management
- Safety Approach

Submit Bi-Weekly Progress Emails

ERSC will submit biweekly progress emails with the following content:

- Work completed over the past two weeks
- Progress anticipated over the next two weeks
- Next deliverable due date
- Data collection status
- Any impacts or changes to the schedule

Submit Monthly Progress Reports

ERSC will prepare and issue monthly invoices and progress reports, including the following items:

- Data Gathering
  - Updated data gathering list
  - Items received
  - Items reviewed for completeness and accuracy
  - Items outstanding

- Scope and Schedule
    - Summary of work completed by task
    - One-month look-ahead for proposed activities, meetings, workshops, and milestones
    - Review of critical path
    - Potential impacts to schedule
- Budget
    - Total budget by task
    - Amount spent to date per task
    - Budget remaining per task
    - Percent complete per task and for the Project
- Updates
    - Challenges
    - Potential out-of-scope items
    - Potential changes to scope, schedule, and budget
    - Summarize vetted materials

Deliverables:

- Project Management Plan
- Up to twelve (12) Progress Reports

1B. Review Previous Planning Work and Meet with District

Prepare and Manage Data Gathering List

ERSC will prepare and issue a preliminary data gathering list prior to the Kick-off Meeting. Following the Kick-off Meeting, the data gathering list may be updated to reflect our discussion. Each item on the list will include a title, description, priority, preferred format, responsible party, date received, date reviewed, file location, and comments. To reduce the burden on the District, ERSC will be responsible for gathering any publicly available information required for the Project.

Review and Vet Data and Information

Upon receipt of data from the District or other responsible parties, ERSC will review it for completeness and accuracy. In the event of any data gaps, ERSC will work with the District to fill those gaps through field research, adoption of standards from approved third parties or affiliations, or other methods agreed upon by ERSC and the District.

Validate and Incorporate Planned Projects

ERSC will review and incorporate the following current planning documents into our effort:

- 2016 Master Plan
- 2020 Urban Water Management Plan
- 2002 City of Oceanside Sewer Treatment Agreement
- 2023 Trunk Sewer Analysis

We will prepare a list of recommended actions from those documents based on our review and validate them during the course of the Project.

Capital projects that are in construction will be considered as complete in terms of their impact on our analysis.

Capital projects that are already funded or in design will be validated as quickly as possible to build confidence into the implementation process.

Capital projects in the planning or conceptual stages will be validated from the perspective of new up-to-date data that may influence need, prioritization, and capacity.

Deliverables:

- Data Gathering List

1C. Conduct Record Research

Following the Kick-Off Meeting, review of outstanding capital projects, and review of documentation on existing assets, ERSC will coordinate with District staff to visit the facilities to gather additional insight and record conditions concerning areas where additional capacity or improved performance would benefit ratepayers and operators. We will prepare an inspection schedule in coordination with the District including objectives for data gathering at each site and checklists to assess the condition of relevant subsystems and components.

1D. Facilitate Meetings

ERSC will facilitate a series of meetings and workshops to be held on a regular basis, as detailed in *Exhibit A: Summary of Meetings and Workshop.* The summary includes each event's title, tentative date, purpose, agenda, and list of attendees. Prior to each meeting or workshop, we will issue an agenda and materials for distribution to attendees. The Project Manager will lead the events and issue minutes the following week to memorialize the presentation, discussion, and action items.

Deliverables:

- Meeting agendas, materials, minutes.

1E. Conduct Quality Assurance and Quality Control

Quality Assurance

Quality Assurance is the responsibility of the Project Manager who will work in coordination with the Principal-in-Charge to allocate sufficient resources to execute the Project Management Plan.

Quality Control

Prior to submittal to the District, materials will be reviewed by our Technical Adviser as delineated in the Project Management Plan.

1F. Conduct Review of Regulations and Permits

Review Operating Permits

ERSC will review operating permits for the water distribution system, the wastewater collection system, treatment facilities, and agreements with other agencies for supply, treatment and disposal on the District's behalf. We will prepare a list of constraints and conditions imposed by these permits as a basis for review and implementation of evaluation criteria.

Conduct Regulatory Review

In coordination with our affiliates at the California Special Districts Association (CSDA), ERSC will review upcoming legislation and regulation that may impact the District.

Recommend Mitigation

Based on current operations and pending changes to the regulatory environment, ERSC will recommend appropriate mitigation for the District's consideration.

Deliverables:

- Regulatory Review and Mitigation Plan

1G. Establish Project Description Protocols

For projects anticipated to be implemented during the planning horizon, ERSC will prepare an individual project information sheet including a title and designation, a map of the location or alignment, description, justification, prioritization, risk assessment, cost estimate, probable funding sources, duration of implementation, environmental implications, and dependency on other projects or conditions.

We will prepare a project cost estimating protocol based on District preferences, analysis of recently completed capital projects in the vicinity, and our experience in the delivery of capital projects including the following elements:

- Unit costs for construction of pipelines, storage, pump stations, control valve stations, lift stations, manholes, and related infrastructure
- Mark-ups for non-construction related costs such as administration, planning, engineering design, environmental assessment, permitting, construction management, and other contingencies
- Planning level total project costs referencing the ENR Construction Cost Index value
- Breakdown of implementation schedule into pre-construction and construction components
- Methodology for cost escalation based on implementation schedule

Deliverables:

- Cost Estimating Protocol
- Project Information Sheets

1H. Master Plan Reports, Model Delivery and Training

Issue Draft Master Plan Reports

Prior to the report presentations, ERSC will prepare a draft of the Water Master Plan and the Wastewater Master Plan and issue for review by District and selected stakeholders. Preliminary outlines of the drafts' content are provided in *Exhibit B: Anticipated Content of the Water Master Plan Update* and *Exhibit C: Anticipated Content of the Wastewater Master Plan.*

Present Reports to Staff and Solicit Comments

ERSC will present each draft master plan in turn and solicit comments.

Issue Final Master Plan Reports

ERSC will review comments and prepare a log to assist in developing appropriate responses and actions. For each comment or group of related comments, the log will include a summary of the comment, the identity of the commenter(s), reference to impacted sections of the draft, ERSC's response to the comment, and ERSC's proposed action for further discussion with the District.

We will vet recommended actions with the District prior to implementation, then update and issue the final reports.

Present Reports to Board of Directors

ERSC will prepare and facilitate a presentation of the reports to the Board of Directors in close coordination with the staff and General Manager.

Deliver Hydraulic Model and Conduct Staff Training

ERSC will deliver copies of the hydraulic models and spatial data referenced therein.

We will provide hydraulic model training for up to three (3) District staff as summarized in the training module table. We propose four (4) half-day sessions to be scheduled following submission of the Final Water Master Plan and Wastewater Master Plan reports. See *Exhibit D: Hydraulic Model Training Sessions* for more detail.

Assumptions:

- The District will acquire and maintain hydraulic modeling software licenses on a computer at District headquarters to used for the training.
- Training will be hosted by the District and facilitated by ERSC.

Deliverables:

- Draft Master Plans (original Word, Excel, and GIS files; one PDF copy; and one hard copy)
- Comments Log and Recommended Actions
- Final Master Plans (original Word, Excel, and GIS files; one PDF copy; and one hard copy)
- Master Plan Presentation Materials
- Training Materials

Task 2. Potable Water Master Plan

2A. Evaluate Water Supply Reliability

Prepare Summary of Existing Water Supplies

ERSC will prepare a summary of existing, planned and potential sources of water supply in terms of access, availability, agreements, quality, and quantity.

Identify Water Capacity Constraints

ERSC will review capacity constraints on the water sources identified above in terms of location, annual flows, and instantaneous flows.

Identify Vulnerabilities

ERSC will identify vulnerabilities to the water sources identified above in terms of regional or local interruptions due to natural or manmade hazards, outages, or infrastructure failures.

Identify and Evaluate Existing and Potential Interconnections

ERSC will acquire and evaluate information on existing and potential interconnections with neighboring water agencies in terms of location and capacity.

Recommend Mitigation

Based on our review of water supply reliability, ERSC will prepare a recommendation for enhancements to existing water supplies or development new water supplies.

Prepare TM

ERSC will prepare a technical memorandum delineating the water supply evaluation.

Deliverables:

- Water Supply Evaluation TM

2B. Prepare Potable Water Demand Forecast

Prepare Population Projection

ERSC will gather demographic data from the San Diego Association of Governments (SANDAG) Series 15 Regional Forecast, population and housing estimates from the California Department of Finance, and historical population data from the US Census as basis for preparing a population projection for the water service area and broken down by pressure zone.

Prepare Land Use Analysis

ERSC will gather land use data from the San Diego County Planning and Development Services (PDS) and the City of Oceanside Planning Division on current and proposed land uses and development activity within the service and sphere of influence.

Evaluate Potential Impact of Accessory Dwelling Units (ADU)

ERSC will evaluate the current and potential impact of accessory dwelling units (ADUs) on growth and water demand. In conformance with the County of San Diego 2024 Accessory Dwelling Unit Handbook and California Government Code Section 65852.150, we will assess current conditions and prepare an opinion on incorporated ADUs into the District's planning and forecasting.

Identify Planned Development

ERSC will identify planned development within the District's sphere of influence in terms of area, land use designation, population growth, implementation schedule, and the associated estimating water demand.

Conduct Billing Analysis

ERSC will conduct an analysis of water sales for the last three years of historical billing data. We will geolocate sales by pressure zone.

Conduct Production Analysis

ERSC will conduct an analysis of water production for the last three years of historical SCADA data. We will summarize demand in each pressure zone in terms of Average Day Demand (ADD), Maximum Day Demand (MDD), Peak Hour Demand (PHD), and typical diurnal variation during summer and winter.

Evaluate Water Loss

ERSC will reconcile the water sales and production analyses in each pressure zone to quantify water loss.

Prepare Demand Factors

ERSC will develop demand factors for representative land uses within the water service area. Demand factors will be presented in terms of flow per area (e.g. gpm per acre) and flow per equivalent dwelling unit (gpm per EDU).

Prepare Demand Forecasting Model

ERSC will prepare a demand forecasting model that considers the impacts of historical water use, weather, demographics, land use, land use conversion, development, water conservation, and climate impacts.

Prepare TM

ERSC will prepare a technical memorandum delineating the water demand forecasting model.

Deliverables:

- Water Demand Forecasting Model TM

2C. Establish Evaluation Criteria

Design Criteria

ERSC will prepare a matrix for the evaluation of water system design criteria to be used as the basis for

water system capacity analysis. We will gather and summarized design criteria from the 2016 Water Master Plan, up to three local water retail agencies, the San Diego County Water Authority (SDCWA), and the American Water Work Association (AWWA). Design criteria will consider at least the following:

- System Supply
    - Level of redundancy
    - Minimum number of sources
- Pressure Zone Supply
    - Types of pressure zones
        - With gravity storage
        - Without gravity storage
    - Level of redundancy
    - Minimum number of sources
    - Emergency storage refill
- Pump Stations
    - Number of pumps
    - Pumping capacity
    - Level of redundancy
    - Time-of-Use (TOU)
    - Backup power generation
- Control Valve Stations
    - Types of valves
        - Pressure reducing
        - Pressure sustaining
        - Flow control
    - Types of duties
        - Continuous supply
        - Emergency supply
        - Operational control
    - Number of valves
    - Valve capacity
    - Level of redundancy
- Storage
    - Operational
    - Emergency
    - Fire
    - Wholesaler planned shutdown
    - Sharing from higher pressure zones
- Fire Flow Allocation
    - Flow and duration by land use designation
    - Allowances for multiple hydrant use
    - Allowances for draft hydrants near storage
    - Hydrant spacing
- System Pressure
    - Preferred Range
    - Maximum

    - Minimum
    - Residual under fire flow
- Pipe Velocity
    - Maximum velocity or unit headloss in transmission mains
    - Maximum velocity or unit headloss in distribution mains under normal operations
    - Maximum velocity or unit headloss in distribution mains under fire flow
- Pipes
    - Level of redundancy (looping)
    - Minimum diameter for transmission main
    - Minimum diameter for distribution main
    - Minimum pressure rating
    - Preferred materials

We will evaluate the information contained in the matrix and make a recommendation for consideration by the District. Each recommendation will include an explanation of our opinion with specific focus on tying the needs for the criterion back to the District's characteristics in terms of customer preferences, operational needs, and regulatory requirements. For criteria concerned with capacity, we will provide a clear description of methods for calculating the requirement and the capacity. A deficiency will be identified whenever the requirement exceeds the capacity.

Key Performance Factors

ERSC will prepare a matrix for the evaluation of key performance factors to be used as the basis for condition assessment of water system assets. We will gather and summarize performance information from up to three sources. Key performance factors will consider at least the following:

- Pipes and Appurtenances
    - Average service life by material and diameter
    - Frequency and density of failures
- Tanks
    - Average service life by material
        - Shell
        - Roof
        - Support structure
        - Foundation
    - Average service life of interior coating
    - Average service life of exterior coating
    - Impact on local water quality
    - Level of corrosion
    - Frequency and density of leaks
    - Status of resiliency
        - Seismic retrofit
        - Cathodic protection

- Booster Pumps and Wells
    - Average service life
        - Motor and pump by horsepower
        - Well shaft by casing diameter and depth
        - Electrical
        - Controls
        - Onsite piping and valving
    - Pump efficiency and specific capacity
    - Evidence of leaks
- Control Valves
    - Average service life by diameter
    - Efficiency
    - Evidence of leaks
- Treatment
    - Average service life by component
- Facility
    - Structures
    - Security
    - Ingress
    - Lighting

We will evaluate the information contained in the matrix and make a recommendation for consideration by the District. Each recommendation will include an explanation of our opinion with specific focus on tying the needs for the key performance factor back to the system characteristics in terms of customer preferences, operational needs, and regulatory requirements. We will provide a methodology for assigning a score to each asset for relative condition and an estimate for remining useful life. A deficiency will be identified whenever the asset fails to meet the minimum key performance factor requirements.

Prepare TM

ERSC will prepare a technical memorandum delineating water system evaluation criteria.

Deliverables:

- Design Criteria Summary
- Performance Criteria Summary
- Water System Evaluation Criteria TM

2D. Conduct Hydraulic Model Development

Review Modeling Software

ERSC will review up to three hydraulic model software platforms for pressurized water systems and recommend a platform for the District's consideration based on the District's needs and preferences.

Conduct GIS Review

ERSC will gather metadata on horizontal water infrastructure from the District's GIS and other hydraulic details concerning vertical water infrastructure from District staff. We will review these sources to determine accuracy and completeness with the goal of defining the following hydraulic and descriptive attributes for water system components:

- Pipe Attributes
    - Diameter
    - Length
    - Connectivity
    - Material
    - Installation Date
    - Hydrant locations
- Tank Attributes
    - Designation
    - Base elevation
    - Depth
    - Low water line
    - High water line
    - Geometry/Cross-sectional area
    - Material
    - Installation Date
- Pump Station Attributes
    - Designation
    - Configuration
    - Installation Date
    - Pump/Motor
        - Designation
        - Elevation
        - Horsepower
        - Design head
        - Design flow
        - Manufacturer/Model
        - Installation Date
        - Date rewound

- Control Valve Station Attributes
    - Designation
    - Configuration
    - Installation Date
    - Valves
        - Designation
        - Elevation
        - Diameter
        - Installation Date
        - Date refurbished
- Meter Attributes
    - Designation
        - Address/Location
        - Account Number
        - Meter Number
    - Size/Diameter
    - Installation Date
    - Date calibrated
    - Date replaced

Conduct Model Construction

Pipelines

As a rule, the GIS contains more pipeline data and information than is necessary or prudent to include in the water model. However, there is also the potential benefit of creating a one-to-one relationship between the GIS and the water model to facilitate data transfer between the two platforms. ERSC will discuss with the District the merits and disadvantages of including various non-hydraulic elements in the water model then proceed to construct the water model based on the District's preferences.

ERSC's recommendation is to streamline water model construction to include only those pipeline elements necessary to return accurate and relevant results that align with design criteria for system pressure, pipe velocity, unit headloss, fire flow capacity, transmission efficiency, and surge.

Elevations for connections between pipes will be extracted from a digital elevation model, as needed.

Facilities

ERSC recommends simplifying facilities to improve water model efficiency. For example, elements not used in typical water system operations and/or beyond the modeling capabilities of typical pressurized system software platforms should not be included:

- normally closed bypasses
- customer and hydrant laterals
- tank overflows
- pump to waste piping
- sampling stations
- treatment processes

We will work with the District to identify and implement facility and pressure zone naming conventions to be included in the water model.

Conduct Demand Allocation

Spatial Allocation to Capture Intensity

Spatial allocation directly from water meter locations to the modeled distribution system captures the intensity of water demand efficiently and accurately. We will take care to identify and limit demand allocation to nodes connecting distribution mains and to avoid allocating demands to nodes connecting transmission mains and facility components. This attention to detail improves confidence in water model output by replicating loading as it actually occurs in the field.

Scaling to Capture Design Conditions

We will scale the allocated water demands in each pressure zone to their associated Average Day Demand (ADD), Maximum Day Demand (MDD), and Peak Hour Demand (PHD) per the production analysis described in *Task 2B. (Prepare Potable Water Demand Forecast).* This attention to detail accounts for water loss and facilitates consistent application of design criteria during simulation.

Diurnal Variation to Capture Operating Conditions

We will apply diurnal curves for summer and winter conditions in each pressure zone per the water production analysis described in *Task 2B. (Prepare Potable Water Demand Forecast).* This attention to detail creates a realistic profile of customer behavior and needs.

Fire Flow Allocation to Capture Hydrant Capacity

During model construction, we will take care to program and identify nodes where hydrants connect to the grid. Note that fire flow analysis occurs at the tee connecting the hydrant lateral to the grid, not at the hydrant location itself. We will allocate fire flows according to land use designation in accordance with fire department guidance. This attention to detail creates a one-to-one relationship between water model results and physical hydrants and assigns appropriate fire flows for simulation.

Projections to Capture Future Loadings

We will prepare incremental loadings representing near-term and build-out conditions. This attention to detail assures that any mitigation is properly sized for future capacity requirements.

Establish System Controls

ERSC will work with District staff to develop two sets of operational controls, one set for summer and the other for winter. Through analysis of SCADA data, we will prepare draft control sets based on seasonal trends and discuss with District staff to make any necessary refinements.

Conduct Model Validation

Following water model construction, loading, and application of controls, ERSC will run a series of test simulations, conduct internal diagnostics available within the software platform, and review the water model output to verify that results are realistic. Through an iterative process, we will correct any anomalies until consistent and reasonable results are achieved across steady state, extended period simulation, and fire flow simulations.

Prepare Hydraulic Profiles

ERSC will prepare a set of water system hydraulic profiles to assist in planning, operational, engineering, and administrative decision-making.

We will prepare a water system schematic depicting sources of water supply, interconnections with external water agencies, connectivity between pressure zones, and transmission and storage facilities. This schematic will be suitable for water system supply analysis, analysis of dependency between pressure zones for supply and storage, and storage sharing.

We will prepare a hydraulic profile for each pressure zone depicting pump stations with details on individual pumps, control valves stations with details on individual valves, tanks with details on operating conditions, wells with details on plant components, connectivity to sources of supply and adjacent pressure zones, and distribution of customers by elevation. An individual pressure zone hydraulic profile will be suitable for preparing mass balance calculations, facilitating operational decision-making and troubleshooting, assessing facility capacity, facilitating siting and preliminary design of new facilities, and facilitating discussions with developers concerning off-site improvements.

Prepare TM

ERSC will prepare a technical memorandum delineating water model development.

Deliverables:

- Water Model Software Recommendation
- Water Model Development TM

2E. Conduct Hydraulic Model Calibration

Prepare Calibration Plan

ERSC will prepare a water model calibration plan and present to the District for review prior to implementation. The plan will describe the methodologies, data collection and reduction processes, and tolerances for steady state and dynamic calibration.

Conduct Data Collection

ERSC will identify up to ten locations for hydrant flow testing. We will provide instructions for data collection to guide District staff in the field.

As an option, we will recommend up to ten locations for the installation of temporary pressure data loggers. These data are essential for verifying water system response to facility controls during dynamic

calibration. We will request SCADA data for the temporary pressure data logger deployment period as a basis for operational control of facilities and tank responses.

Conduct Steady State Calibration

The goal for steady state calibration is to assign friction coefficients to pipelines in the water model that capture the inherent properties of the pipelines in the field. This improves confidence that the model will return headlosses comparable to those expected in the field.

ERSC will program an individual steady state calibration scenario for each set of hydrant flow test data. We will estimate demands, tank level, and facility controls at the time of each test to establish boundary conditions for the calibration simulation. Through an iterative process, we will make incremental adjustments to friction coefficients until water model result match field data within predetermined tolerances.

Conduct Dynamic Calibration

The goal for dynamic calibration is to assure the water model responds to changes in demand the same way the facilities respond in the field. This improves confidence that current operational controls respond accurately to normal demand conditions.

ERSC will select a 48-hour period for dynamic calibration. Per SCADA data analysis, we will develop water demand variation patterns within each pressure zone, apply and scale those patterns to the existing demand allocation, program initial conditions for tanks levels and facility activation, and program facility response to changing conditions as part of the EPS calibration scenario. We will make incremental adjustments to various water model parameters until water model result match field and SCADA data within predetermined tolerances.

Prepare TM

ERSC will prepare a technical memorandum delineating the water model calibration process.

Deliverables:

- Water Model Calibration Plan
- Water Model Calibration TM

2F. Conduct Existing Capacity Analysis

Conduct Supply Analysis

ERSC will apply water supply design criteria to the existing water system. We will compare existing system supply requirements to existing system supply capacity. In each pressure zone, we will compare existing zone supply requirements to existing zone supply capacity.

Conduct Storage Analysis

ERSC will apply storage criteria to the existing water system. We will compare existing system storage requirements to existing system storage capacity. In each pressure zone, we will compare existing zone storage requirements to existing zone storage capacity.

Conduct Transmission and Distribution Analysis

ERSC will apply design criteria related to system pressure, pipe velocity, and unit headloss to the existing system. We will compare existing transmission pipeline efficiency requirements to existing transmission pipeline capacity. We will evaluate existing distribution pipelines capacity against the associated criteria requirements.

Conduct Fire Flow Analysis

ERSC will evaluate existing fire flow capacity at each hydrant location against design criteria. In compliance with allowances from the fire department, we will evaluate the capacity of multiple hydrants to satisfy larger fire flow requirements, as needed.

Identify Capacity Deficiencies

ERSC will quantify and display on a GIS map any existing capacity deficiencies uncovered during the above analyses.

Recommend Mitigation

Through an iterative process, ERSC will develop solutions to the existing capacity deficiencies to be designated as near-term capital projects. With the assistance of spatial analysis, we will identify groups of related deficiencies and endeavor to solve multiple deficiencies with a single project, as practical.

Prepare TM

ERSC will prepare a technical memorandum delineating the existing capacity analysis.

Deliverables:

- Water System Existing Capacity Analysis TM

2G. Review Current Facilities Operations and Maintenance

Review Plans and Documents

ERSC will review available as-builts and asset management documentation to establish the layouts, capacities, and design expectations of each water facility. ERSC will review formal operations and maintenance procedures for water facilities in general from a holistic perspective and at each water facility individually. We will review recent inspection reports to familiarize ourselves with documented conditions and recommendations.

Conduct Site Visits and Interview O&M Staff

Based on the above review, ERSC will prepare an inspection checklist for each water facility and note any data gaps or areas of concern. We will present our initial findings to District staff and interview operations and maintenance personnel to refine our understanding. We will schedule site visits for water facilities where additional information or field data collection would benefit condition assessment. We request that site visits be led by staff with first-hand knowledge of the facilities, and we will prepare a photolog of inspection activity.

Conduct Risk Assessment and Identify Deficiencies

We will rate the various components of each water facility and estimate the remaining service life; this process will establish the likelihood-of-failure (LOF). We will review the criticality of each water facility, the number of customers and other stakeholders potentially impacted, economic implications, and safety concerns; this will establish the consequence-of-failure (COF).

In addition to facilities, we will conduct a desktop condition assessment of water pipelines. We will identify the remaining service life of each pipeline based on age and material; this will establish the LOF. We will incorporate the results of the pipe break analysis described in *Task 2I. (Develop Specific Hydraulic Analyses)* to establish COF.

We will conduct a risk assessment that considers both LOF and COF to assist in identifying and prioritizing mitigation.

Identify Opportunities to Improve Efficiency

ERSC will review opportunities to improve operational and economic efficiency, water quality management, and sustainability based District goals and preferences. We will recommend viable opportunities to the District and discuss which opportunities to carry forward.

Recommend Mitigation

Based on remaining useful life and risk prioritization, ERSC will estimate the timing of mitigation (i.e. replacement and repair) for existing deficiencies and implementation of vetted opportunities (i.e. enhancement and improvement) for greater efficiency. We will prepare detailed narratives for projects recommended within the next ten years and general summaries for projects the District may consider beyond ten years.

Prepare TM

ERSC will prepare a technical memorandum delineating the existing water system condition assessment.

Deliverables:

- Water System Condition Assessment TM

2H. Conduct Build-Out Capacity Analysis

Verify Implementation of Improvements to Address Existing Conditions

ERSC will prepare water model scenarios for analysis of build-out conditions assuming near-term capital and R&R projects have been implemented. Near-term projects include projects to address existing capacity deficiencies, projects to address conditions assessment deficiencies for the next ten years, projects to improve water facility efficiency for the next ten years, and any other water system capital projects currently in design or construction. These improvements will be programmed into the water model as a basis for build-out analysis.

Conduct Analyses

ERSC will conduct capacity analyses similar to those described in *Task 2F. (Conduct Existing Capacity Analysis)* under build-out conditions for infrastructure and loading.

Identify Deficiencies

ERSC will quantify and display on a GIS map any build-out capacity deficiencies uncovered during the above analyses.

Recommend Mitigation

Through an iterative process, ERSC will develop solutions to the build-out capacity deficiencies to be designated as long-term capital projects. With the assistance of spatial analysis, we will identify groups of related deficiencies and endeavor to solve multiple deficiencies with a single project, as practical.

Prepare TM

ERSC will prepare a technical memorandum delineating the build-out water system capacity analysis.
Deliverables:

- Water System Build-Out Capacity Analysis TM

2I. Develop Specific Hydraulic Analyses

Conduct Pipe Break Analysis

ERSC will conduct a pipe break analysis to identify areas vulnerable to failure. We will program the water model to run a series of steady state simulations assuming each pipe has failed in turn. We will review the results to identify areas potentially impacted and level of criticality. We will incorporate the results into the risk assessment described in *Task 2G. (Review Current Facilities Operations and Maintenance)* and recommend mitigation to improve redundancy, as needed.

Review Morro Reservoir Isolation

ERSC will conduct an analysis assuming the Morro Reservoir and/or transmission pipelines feeding pump stations that take suction from the Morro Reservoir are offline for planned repairs. We will develop a solution to keep the pump stations online during the repairs.

Conduct Two (2) Additional Analyses

ERSC will work with District staff to identify, develop, and conduct up to two additional water system hydraulic analyses.

Prepare TM

ERSC will prepare a technical memorandum delineating the specific water system hydraulic analyses.

Deliverables:

- Specific Water System Hydraulic Analyses TM

Task 3. Wastewater Master Plan

3A. Establish Evaluation Criteria

Design Criteria

ERSC will prepare a matrix for the evaluation of design criteria to be used as the basis for capacity analysis. We will gather and summarized design criteria from the 2023 Trunk Sewer Analysis, up to three local wastewater collection agencies, and the American Water Work Association (AWWA). Design criteria will consider at least the following:

- Gravity Mains
    - Minimum diameter
    - Minimum velocity
    - Maximum depth/diameter ratio
        - Under dry weather conditions
        - Under peak wet weather conditions
    - Minimum slope
    - Manning's roughness coefficient
    - Preferred materials
- Force Mains
    - Minimum velocity
    - Maximum velocity
    - Maximum pressure
- Lift Stations
    - Period of use
    - Pumping capacity
    - Level of redundancy
    - Number of pumps
    - Maximum pump starts per hour
    - Wet well capacity
    - Backup power
- Flows
    - Design unit flows by land use
    - Peaking factors
        - Maximum/Average dry weather flow
        - Inflow and infiltration

We will evaluate the information contained in the matrix and make a recommendation for consideration by the District. Each recommendation will include an explanation of our opinion with specific focus on tying the needs for the criterion back to the District's characteristics in terms of customer preferences, operational needs, and regulatory requirements. For criteria concerned with capacity, we provide a clear description of methods for calculating the requirement and the capacity. A deficiency will be identified whenever the requirement exceeds the capacity.

Key Performance Factors

ERSC will prepare a matrix for the evaluation of key performance factors to be used as the basis for condition assessment of wastewater assets. We will gather and summarize information from up to three sources. Key performance factors will consider at least the following:

- Pipes
    - Average service life by material and diameter
    - Frequency and density of failures
- Manholes
    - Average service life by material and size
    - Frequency and density of failures
- Lift Stations
    - Pumps
        - Average service life
            - Motor and pump by horsepower
            - Electrical
            - Controls
            - Onsite piping and valving
            - Odor control equipment
        - Pump efficiency
        - Evidence of leaks
    - Wet Wells
        - Average service life
        - Evidence of leaks
    - Force Mains
        - Average service life by material
        - Frequency and density of failures
        - Evidence of leaks
    - Facility
        - Structures
        - Security
        - Ingress
        - Lighting

We will evaluate the information contained in the matrix and make a recommendation for consideration by the District. Each recommendation will include an explanation of our opinion with specific focus on tying the needs for the key performance factor back to the system characteristics in terms of customer preferences, operational needs, and regulatory requirements. We will provide a methodology for assigning a score to each wastewater asset for relative condition and an estimate for remining useful

life. A deficiency will be identified whenever the wastewater asset fails to meet the minimum key performance factor requirements.

Prepare TM

ERSC will prepare a technical memorandum delineating sewer model development.

Deliverables:

- Design Criteria Summary
- Performance Criteria Summary
- Wastewater System Evaluation Criteria TM

3B. Conduct Hydraulic Model Development

Review Modeling Software

ERSC will review up to three sewer model software platforms and recommend a platform for the District's consideration based on the District's needs and preferences.

Conduct GIS Review

ERSC will gather metadata on horizontal sewer infrastructure from the District's GIS and other hydraulic details concerning vertical sewer infrastructure from District staff. We will review these sources to determine accuracy and completeness with the goal of defining the following hydraulic and descriptive attributes for sewer system components:

- Gravity Pipe Attributes
    - Designation
    - Diameter
    - Length
    - Connectivity
    - Upstream invert elevation
    - Downstream invert elevation
    - Slope
    - Material
    - Installation Date
- Manhole Attributes
    - Designation
    - Ground elevation
    - Chamber roof elevation
    - Chamber floor elevation
    - Chamber cross-sectional area
    - Shaft cross-sectional area

- Lift Station Attributes
  - Station Designation
  - Pump
    - Designation
    - Elevation
    - Horsepower
    - Design head
    - Design flow
    - Manufacturer/Model
    - Installation Date
    - Date rewound
  - Wet well
    - Geometry
    - Installation Date
  - Force Main
    - Diameter
    - Length
    - Connectivity
    - Material
    - Installation date

Conduct Model Construction

ERSC will construct the sewer model from GIS data supplemented with information on lift station provided by District staff.

We recommend including all manholes and interconnecting pipelines rather than trunklines only. Our objective is to support capacity analysis at any point in the collection system to identify bottlenecks wherever they might occur and to facilitate communication with developers concerning requests for sewer service.

We will work with the District to identify and implement naming conventions to be included in the sewer model.

Conduct Flow Allocation

ERSC will allocate flows to the nearest manhole based on spatial analysis of land use. Occupied parcels contributing wastewater generation to the sewer system will be identified in GIS and allocated as a catchment to the appropriate manhole.

Establish System Controls

ERSC will develop controls for each lift station based on SCADA data and input from operations staff.

Conduct Model Validation

Contemporary sewer modeling platforms include sophisticated diagnostic tools to identify potential anomalies and refine model integrity. ERSC will use the diagnostic tools and run a series of simulations to verify that results are reasonable before proceeding to calibration.

Prepare TM

ERSC will prepare a technical memorandum delineating sewer model development.

Deliverables:

- Sewer Modeling Software Recommendation
- Sewer Model Development TM

3C. Prepare Wastewater Flow Forecast

Establish Existing Flows

ERSC will review historical flow meter records to establish conditions for total wastewater generation. We sort historical data to develop the average dry weather flow and the peak dry weather flow.

Coordinate with Water Demand Forecast

For those areas where water and sewer customers overlap, we will create a link between the water forecast and the sewer forecast by establishing the return rates for representative customer classes.

Prepare Flow Factors

Through an iterative process, ERSC will develop flow factors for representative land uses within the sewer service area.

Prepare Flow Forecasting Model

ERSC will prepare a flow forecasting model that considers the impacts of historical flows, inflow and infiltration as a function of lineal feet of pipe, demographics, land use, land use conversion, and development.

Prepare TM

ERSC will prepare a technical memorandum delineating the wastewater flow forecasting model.

Deliverables:

- Wastewater Forecasting Model TM

3D. Conduct City of Oceanside Capacity Evaluation

Establish Existing Unused Capacity

ERSC will evaluate existing flows to Oceanside as a means to establish surplus capacity.

Develop Three (3) Future Treatment and Disposal Capacity Scenarios

ERSC will work with the District to develop three (3) scenarios for treatment and disposal based on growth and closely tied to projected development, conversion of septic to sewer, and/or annexation.

Estimate Future Treatment and Disposal Costs

Based on current costs for treatment and disposal and any escalation of costs associated with the District's agreement with Oceanside, ERSC will estimate the future costs of each scenario including existing and increased loading. To the extent new or expanded facilities are required to support the future capacities, we will work with District staff to identify, quantity, and apply costs to the construction of those facilities.

Deliverables:

- Oceanside Capacity Evaluation

3E. Conduct Hydrograph/Diurnal Curve and Peaking Factor Development

Prepare Dry Weather Diurnal Curves

Through analysis of historical meter data and flow monitoring, ERSC will develop dry weather diurnal curves for average and peak conditions.

Prepare Historical Precipitation Model

ERSC will collect historical precipitation data in the vicinity of the collection system and compare to the impact of rain events on sewer flows.

Estimate Inflow and Infiltration

ERSC will estimate the change in sewer flows above typical diurnal variation due to rain events as a function of total rainfall and intensity and develop a predictive model for the impact on inflow and infiltration.

Scale Inflow and Infiltration to Design Storm

ERSC will use the inflow and infiltration predictive model to estimate the influence of a design storm on the collection system. This estimate will serve as the unit hydrograph for the existing system. We will develop factors for inflow and infiltration per lineal foot of gravity pipe for application to the sewer model and for analysis of future loadings.

Prepare System Schematic

ERSC will prepare a hydraulic schematic of the wastewater collection system showing sewersheds, lift stations, meters and monitoring locations.

Establish Control Settings

ERSC will review SCADA data and work with operations staff to establish control settings for lift stations.

Prepare TM

ERSC will prepare a technical memorandum delineating the development of loading and flow variation.

Deliverables:

- Sewer System Schematic
- Loading and Flow Variation TM

3F. Conduct Hydraulic Model Calibration

Prepare Calibration Plan

ERSC will prepare a calibration plan and present to the District for review prior to implementation. The plan will describe the methodologies, data collection and reduction processes, and tolerances for dynamic calibration.

We understand the District will collect and provide flow data for calibration purposes. We anticipate historical data to include metering and SCADA at lift stations. We recommend temporary flow monitoring at strategic locations to improve the accuracy of the calibration and to extend the calibration to the entire collection system. We will work with the District to identify monitoring locations that will provide the greatest benefit to the calibration.

Temporary Flow Monitoring

ERSC will work with our subconsultant Krajewski Flow Monitoring Solutions (K-Flow) and District staff to conduct additional flow monitoring at five (5) locations. K-Flow's proposal is included herein.

Conduction Dynamic Calibration

ERSC will calibrate the sewer model to match both flows and levels for monitoring data collected in the field. We will make adjustments to diurnal variation loading for representative land uses or customer classifications until tolerances have been achieved.

We will prepare graphics for each calibration point to demonstrate how modeled and monitored flows and levels converge.

Prepare TM

ERSC will prepare a technical memorandum delineating the sewer model calibration.

Deliverables:

- Water Model Calibration Plan
- Water Model Calibration TM

3G. Conduct Existing Capacity Analysis

Conduct Gravity Pipeline Analysis

Using the sewer model, ERSC will simulate flows and conditions described by design criteria for gravity

pipeline capacity for velocity and depth to diameter ratio. We anticipate running simulations for the following scenarios: average dry weather flow, peak dry weather flow, and peak wet weather flow (e.g. peak dry weather flow plus inflow and infiltration for a design storm).

Conduct Lift Station Analysis

Using the sewer model, ERSC will review the functionality of lift stations (pumps, wet wells and force mains) to verify they can operate within design parameters.

We will also analyze the lift stations against criteria that go beyond sewer modeling such as redundancy, configuration, minimum pipe diameter, backup power, and so on.

Identify Deficiencies

ERSC will quantify and display on a GIS map any existing capacity deficiencies uncovered during the above analyses.

In the event we discover a surcharged pipeline, we will prepare a hydraulic profile of the impacted pipes and manholes to demonstrate whether an overflow may result. This effort will be incorporated in the risk assessment to help prioritize mitigation.

Recommend Mitigation

Through an iterative process, ERSC will develop solutions to the existing capacity deficiencies to be designated as near-term capital projects.

Prepare TM

ERSC will prepare a technical memorandum delineating the existing sewer capacity analysis.

Deliverables:

- Sewer System Existing Capacity Analysis TM

3H. Review Current Facilities Operations and Maintenance

Review O&M Procedures

ERSC will review available as-builts and asset management documentation to establish the layouts, capacities, and design expectations of each lift station. ERSC will review formal operations and maintenance procedures at each lift station. We will review recent inspection reports to familiarize ourselves with documented conditions and recommendations.

Conduct Site Visits and Interview O&M Staff

Based on the above review, ERSC will prepare an inspection checklist for each lift station and note any data gaps or areas of concern. We will present our initial findings to District staff and interview operations and maintenance personnel to refine our understanding. We will schedule site visits for lift stations where additional information or field data collection would benefit condition assessment. We request that site visits be led by staff with first-hand knowledge of the lift stations, and we will prepare a photolog of inspection activity.

Identify Deficiencies

We will rate the various components of each lift station and estimate the remaining service life; this process will establish the likelihood-of-failure (LOF). We will review the criticality of each facility, the number of customers and other stakeholders potentially impacted, economic implications, and environmental and safety concerns; this will establish the consequence-of-failure (COF). We will conduct a risk assessment that considers both LOF and COF to assist in prioritizing mitigation.

Identify Opportunities to Improve Efficiency

ERSC will review opportunities to improve operational and economic efficiency, odor control management, and sustainability based District goals and preferences. We will recommend viable opportunities to the District and discuss which opportunities to carry forward.

Recommend Mitigation

Based on remaining useful life and risk prioritization, ERSC will estimate the timing of mitigation (i.e. replacement and repair) for existing deficiencies and implementation of vetted opportunities (i.e. enhancement and improvement) for greater efficiency. We will prepare detailed narratives for projects recommended within the next ten years and general summaries for projects the District may consider beyond ten years.

Prepare TM

ERSC will prepare a technical memorandum delineating the existing lift station condition assessment.

Deliverables:

- Lift Station Conditions Assessment TM

3I. Conduct Build-Out Capacity Analysis

Verify Implementation of Improvements to Address Existing Conditions

ERSC will prepare sewer model scenarios for analysis of build-out conditions assuming near-term capital and R&R projects have been implemented. Near-term projects include projects to address existing capacity deficiencies, projects to address conditions assessment deficiencies for the next ten years, projects to improve facility efficiency for the next ten years, and any other projects currently in design or construction. These improvements will be programmed into the sewer model as a basis for build-out analysis.

Conduct Gravity Pipeline and Lift Station Analyses

ERSC will conduct capacity analyses similar to those described in *Task 3G. (Conduct Existing Capacity Analysis)* under build-out conditions for infrastructure and loading.

Identify Deficiencies

ERSC will quantify and display on a GIS map any build-out capacity deficiencies uncovered during the above analyses.

Recommend Mitigation

Through an iterative process, ERSC will develop solutions to the build-out capacity deficiencies to be designated as long-term capital projects.

Prepare TM

ERSC will prepare a technical memorandum delineating the build-out sewer capacity analysis.

Deliverables:

- Sewer System Build-Out Capacity Analysis TM

3J. Develop Specific Hydraulic Analyses

Conduct Two (2) Additional Analyses

ERSC will work with the District to identify, develop, and conduct up to two additional sewer hydraulic analyses.

Prepare TM

ERSC will prepare a technical memorandum delineating the specific sewer hydraulic analyses.

Deliverables:

- Specific Sewer System Hydraulic Analyses TM

Task 4. Urban Water Management Plan

4A. Project Management Services

ERSC will incorporate Task 4 into the Project Management Plan, data gathering and review efforts, progress reporting, and QA/QC efforts described in Task 1.

4B. Supplemental Data Gathering

ERSC will issue a supplemental data gathering list in January 2026 to capture supply and sales data generated through the end of the 2025 calendar year.

4C. Facilitate Workshop

ERSC will facilitate a workshop to discuss the UWMP. We will issue an agenda and the internal Draft UWMP in advance of the workshop. We will provide an overview of the management planning process and the status of the plan, checklist, and water use efficiency (WUE) tables. We will identify key issues where the District's input is critical, present alternatives to consider, and open up those issues for further discussion. We will then incorporate the workshop discussion and any written comments on the discussion materials into the Public Draft UWMP.
Deliverables:

- Meeting agendas, materials, minutes.

4D. Task Close-Out

Following submittal of the Final UWMP to the State, ERSC will close out the task. We will provide one (1) hardcopy of the Final UWMP. We will provide an electronic archive including UWMP deliverables in PDF format as well as original electronic files in Word, Excel, and ArcGIS.
Deliverables:

- Final UWMP (original Word, Excel, and GIS files; one PDF copy; and one hard copy)

4E. Generate UWMP Content

Carry Forward Unchanged Information

ERSC will carry forward unchanged content from previous versions of the plan. We anticipate that information concerning history, organization, water rights and agreements, regional geography and hydrology, as well as current ordinances and practices, will remain largely unchanged. This content would have already been developed and vetted previously. To maintain consistency with other historical and current planning documents, we recommend adopting and including as much content as possible from previous editions. This content will then be validated with respect to the 2025 UWMP Guidebook requirements through our Quality Control process.

Update Current Information

ERSC will update historical data to make the plan current. Data and information concerning current demographics, production and usage, changes in supply infrastructure, changes in policy, and advances in conservation will be based on review and analysis of data generated during calendar years 2021 through 2025. We will gather, reduce, review, analyze, and prepare this content from the most up-to-date data and information available. Note that data generation will continue through the end of 2025. We have incorporated this timeline into our schedule and will collaborate with District staff to streamline the data acquisition process, thereby avoiding any delays.

Address New Regulatory Requirements

ERSC will develop new content based on the 2025 UWMP Guidebook requirements. Based on our interaction with DWR, we anticipate several new requirements whose content we will develop on the District's behalf. These may include Making Conservation a Way of Life, Water Use Objective Reporting, Indoor Residential Water Use, Outdoor Residential Water Use, Commercial/Industrial/Institutional (CII) Landscaping, Water Loss Performance Standards, and the incorporation of the Upper San Luis Rey Groundwater Subbasin Groundwater Sustainability Plan, among others. ERSC will attend DWR's UWMP workshops to gain insight into effective compliance with these topics and work in coordination with other local and regional agencies to ensure mutual agreement on any common reporting requirements.

4F. Prepare Draft UWMP

Internal Draft UWMP

ERSC will prepare and issue an Internal Draft UWMP for review by the District. We will present the Internal Draft UWMP at a workshop, solicit comments from District staff, respond to comments, recommend actions based on our responses, and work with the District to refine and implement those actions in the Public Draft UWMP.

Public Draft UWMP

ERSC will issue the Public Draft UWMP and assist the District in releasing it for public review and stakeholder comments. The Public Draft UWMP is an instrumental part of inter-agency coordination, and we will ensure copies are provided to key stakeholders along with instructions for preparing and submitting written comments.

Final Draft UWMP

ERSC will gather, catalogue, and interpret comments received on the Public Draft UWMP and work with the District to incorporate viable public comments into the Final Draft UWMP which will be presented at the Public Hearing.
Deliverables:

- Draft UWMPs (original Word, Excel, and GIS files; one PDF copy; and one hard copy)

4G. Conduct Stakeholder Outreach

ERSC will initiate stakeholder outreach at the beginning of the task. Stakeholders will be notified of the District's intent to update the UWMP, the availability of the Public Draft UWMP for review, and the time and location of the public hearing. We will coordinate the development of content with appropriate stakeholders, and we will invite all stakeholders to provide written comments on the Public Draft UWMP. We anticipate reaching out the following stakeholders and will coordinate with the District regarding contacting any additional stakeholders:

- Metropolitan Water District of Southern California
- San Diego County Water Authority

4H. Facilitate Public Hearing and Adoption

ERSC will work with the District to prepare Board Meeting agenda items, notifications of public hearing, and the resolution of adoption. We will attend the public hearing and, at the District's discretion, present the Final Draft UWMP and respond to inquiries from the Board of Directors.
Deliverables:

- Notification of intent to update the UWMP
- Notification of Public Hearing
- Staff Report
- Draft Resolution of Adoption
- PPP Presentation

4I. Submit UWMP to the State and Stakeholders

ERSC will prepare the Final UWMP and associated deliverables for submittal to the State. We will note and execute any amendments from the Board of Directors resulting from the public hearing. We will include a copy of the resolution of adoption as an appendix. We will submit the Final UWMP and supporting data and documents to the State via the electronic portal. We will issue electronic copies to appropriate stakeholders.
Deliverables:

- Final UWMP (PDF format)
- Water Use Efficiency Tables (Excel format)
- Confirmation of Submittal

Exhibits

Exhibit A: Summary of Meetings and Workshops

Exhibit B: Anticipated Content of the Water Master Plan

Exhibit C: Anticipated Content of the Sewer Master Plan

Exhibit D: Hydraulic Model Training Sessions

Exhibit A: Summary of Meetings and Workshops

Meeting Title	Kick-Off Meeting	Evaluation Criteria Workshop	Hydraulic Model Development Workshop	Hydraulic Model Calibration Workshop	Presentation of Condition Assessment and Risk Analysis	Presentation of Calibration and Capacity Analysis Results	Capital Improvement Program Workshop	Presentation of Draft Master Plans	Presentation of Final Master Plans	Presentation to Board of Directors
Tentative Date	August 20, 2025	October 1, 2025	November 5, 2025	January 14, 2026	February 11, 2026	March 18, 2026	April 22, 2026	June 17, 2026	August 19, 2026	October 7, 2026
Purpose	Set project goals and objectives	Establish baseline for analysis and prioritization	Establish basis for fleet and equipment replacement	Build confidence in hydraulic modeling results	Interface with District on internal facility inspections	Interface with District on internal facility inspections	Present and discuss capacity-related deficiencies	Present project concepts, methodologies and findings	Present project concepts, methodologies and findings	Discuss comments from stakeholders and make revisions

Agenda	• Introductions
	• Lines of communication
	• Scope of Work
	• Schedule and Budget
	• Data gathering needs
	• Areas of concern
		Review and discuss implementation of the following sets of criteria:
		• Water System Design Criteria
		• Water System Key Performance Factors
		• Sewer System Design Criteria
		• Sewer System Key Performance Factors
		• Risk Assessment Methodology
		• Project Prioritization Methodology
		• Cost Estimating protocols
		• Project Information Sheet Details
			• Water Model Development
			• Software Capabilities
			• Inventory
			  ○ Horizontal Assets
			  ○ Facilities
			  ○ Appurtenances
			• SCADA Extraction
			• Demand Allocation
			
			• Sewer Model Development
			• Software Capabilities
			• Inventory
			  ○ Horizontal Assets
			  ○ Lift Stations
			• SCADA Extraction
			• Flow Allocation
				• Present and discuss the water model validation and calibration processes
				  ○ Steady State
				  ○ Extended Period Simulation
				• Data Collection
				  ○ Hydrant flow tests
				  ○ SCADA data
				  ○ Pump Efficiency Tests
				
				• Present and discuss the sewer model validation and calibration processes
				• Data Collection
				  ○ Flow monitoring
				  ○ SCADA data
				  ○ Precipitation
					• Performance Criteria Assessment
					  ○ Average Service Life
					  ○ Key Performance Indicators
					• Consequence of Failure Assessment
					• Water Pipelines
					• Water Facilities
					• Sewer Lift Stations
						• Water Model Calibration Results
						  ○ Steady State
						  ○ Extended Period Simulation
						  ○ Pre-programmed Simulations
						• Water System Capacity Analysis
						  ○ Supply
						  ○ Storage
						  ○ Transmission
						  ○ Distribution
						
						• Sewer Model Calibration Results
						  ○ Dynamic Calibration
						  ○ Inflow and Infiltration
						  ○ Pre-programmed Simulations
						• Sewer Model Capacity Analysis
						  ○ Velocity
						  ○ Depth
						  ○ Lift Stations
							Review and discuss recommended projects related to:
							• Application of Water System Capacity Criteria
							• Water System Condition Assessment
							• Water Supply Reliability
							• Application of Sewer System Design Criteria
							• Lift Station Condition Assessment
							• Oceanside Capacity Assessment
							• Permitting and Regulatory Mitigation
								• Present project overview
								  ○ Due diligence
								  ○ Analysis
								  ○ Recommendations
								• Review and discuss key challenges and findings by chapter
								• Review and discuss implementation
								  ○ Capacity Deficiencies
								  ○ Performance Deficiencies
								  ○ Water Supply Assessment
								  ○ Wastewater Disposal Assessment
								  ○ Permitting and Regulatory Environment
								• Solicit Comments
									• Review and discuss resolutions to comments
									• Present project overview
									  ○ Due diligence
									  ○ Analysis
									  ○ Recommendations
									• Present Economic Impacts
									• Present Financial Impacts
									• Present Implementation Roadmap
										Provide broad overview:
										• Purpose
										• Execution
										• Findings
										• Recommendations

Attendees	ERSC Water Lead ERSC Sewer Lead ERSC Asset Lead District Project Staff	ERSC PM District Project Staff	ERSC Water Lead ERSC Sewer Lead District Project Staff District Operations District Maintenance	ERSC Water Lead ERSC Sewer Lead District Project Staff District Operations	ERSC PM ERSC Asset Lead District Project Staff District Operations District Maintenance	ERSC Water Lead ERSC Sewer Lead District Project Staff District Operations District Maintenance	ERSC Water Lead ERSC Sewer Lead ERSC Asset Lead District Project Staff	ERSC PM District Project Staff	ERSC PM District Project Staff	ERSC PM District Project Staff

Exhibit B: Anticipated Content of the Water Master Plan

Cover
- Signature Page

Table of Contents
- List of Figures
- List of Tables
- List of Appendices
- Acronyms and Abbreviations
- Units of Measurement

Executive Summary
- Background
- Analysis
- Recommendations
- Conclusions

Chapter 1 – Introduction
- Goals and Objectives
- Water System Background and Overview
- Incorporation of Current Planning Documents and Studies
- Report Organization
- Regulatory Environment
- Acknowledgements

Chapter 2 – Existing Conditions
- Population Analysis
- Land Use Analysis
- Infrastructure
  - Supply
  - Storage
  - Transmission
  - Distribution
- Pressure Zones
- Backup Power

Chapter 3 – Evaluation Criteria
- Design Criteria
- Performance Criteria
- Risk Assessment
- Unit Costs and Project Cost Estimating
- Project Prioritization

Chapter 4 – Hydraulic Model Development
- Hydraulic Model Background and Overview
- Modeling Software Capabilities
- Model Construction
  - Infrastructure
  - Demand Allocation
  - Controls
- Model Validation
- Model Calibration
- Preprogrammed Scenarios

Chapter 5 – Demand Analysis
- Demand Forecasting Model
- Existing and Projected Demand
- Demand by Pressure Zone
- Demand Variation
- Water Demand Factors

Chapter 6 – System Supply Analysis
- Water Rights and Agreements
- Supply Availability
- Supply Reliability
- Supply Resiliency
- Supply Sustainability

Chapter 7 – Storage Analysis
- Existing and Projected Storage Capacity
- Existing and Projected Storage Requirements
- Comparison of Storage Requirements to Capacity

Chapter 8 – Transmission Analysis
- Existing and Projected Supply Capacity
- Existing and Projected Booster Pumping Capacity
- Existing and Projected Control Valve Capacity
- Existing and Projected Transmission Pipeline Capacity
- Existing and Projected Supply Requirements by Pressure Zone
- Comparison of Supply Requirements to Capacity by Pressure Zone

Chapter 9 – Distribution Analysis
- Level of Service Expectations
- System Pressure Analysis
- Pipe Velocity and Unit Headloss Analysis
- Fire Flow Analysis

Chapter 10 – Condition Assessment
- Supply Facilities
- Treatment Facilities
- Booster Pumping Stations
- Control Valve Stations
- Pipelines
- Appurtenances
- Risk Assessment

Chapter 11 – Permitting and Regulatory Analysis
- Summary of Permit Assessment
- Summary of Pending Actions
- Timing and Scope of Potential Impacts
- Recommended Mitigation

Chapter 12 – Capital Improvement Program
- Methodology
- Project Development
- Project Prioritization
- Recommended Projects
- Implementation Strategy
- Project Information Sheets

References

Appendices

Exhibit C: Anticipated Content of the Sewer Master Plan

Cover
- Signature Page

Table of Contents
- List of Figures
- List of Tables
- List of Appendices
- Acronyms and Abbreviations
- Units of Measurement

Executive Summary
- Background
- Analysis
- Recommendations
- Conclusions

Chapter 1 – Introduction
- Goals and Objectives
- Collection System Background and Overview
- Incorporation of Current Planning Documents and Studies
- Report Organization
- Regulatory Environment
- Acknowledgements

Chapter 2 – Existing Conditions
- Population Analysis
- Land Use Analysis
- Infrastructure
  - Gravity Pipelines
  - Manholes
  - Lift Stations
  - Disposal
- Sewersheds

Chapter 3 – Evaluation Criteria
- Design Criteria
- Performance Criteria
- Risk Assessment
- Unit Costs and Project Cost Estimating
- Project Prioritization

Chapter 4 – Hydraulic Model Development
- Hydraulic Model Background and Overview
- Modeling Software Capabilities
- Model Construction
  - Infrastructure
  - Flow Allocation
  - Lift Station Controls
- Model Validation
- Model Calibration
- Preprogrammed Scenarios

Chapter 5 – Flow Analysis
- Flow Forecasting Model
- Existing and Projected Flows
- Flow Variation
- Wastewater Generation Factors
- Inflow and Infiltration
- Design Storm

Chapter 6 – Disposal Capacity Evaluation
- Entitlement
- Surplus Capacity
- Build-Out Loading
- Future Infrastructure

Chapter 7 – Capacity Analysis
- Existing and Projected Velocities
- Existing and Projected Depths
- Comparison of Requirements to Capacities
- Lift Stations Capacity Evaluation

Chapter 8 – Condition Assessment
- Lift Station Condition Evaluation
- Risk Assessment

Chapter 9 – Permitting and Regulatory Analysis
- Summary of Permit Assessment
- Summary of Pending Actions
- Timing and Scope of Potential Impacts
- Recommended Mitigation

Chapter 10 – Capital Improvement Program
- Methodology
- Project Development
- Project Prioritization
- Recommended Projects
- Implementation Strategy
- Project Information Sheets

References

Appendices

Exhibit D: Hydraulic Model Training Sessions

Session 1: Overview of GIS and Modeling Software Packages

Background

An overview of the water and sewer software underlying ArcGIS Pro interface is essential to a strong foundation in hydraulic modeling.

Trainees will:

- Acquire basic knowledge of spatial datasets and skills concerning analysis of spatial data
- An understanding of the architecture used in water and sewer hydraulic modeling
- An understanding of the individual modeling components
- An understanding of how individual modeling components functions interdependently as part of a model

Content

- Overview of ArcGIS Pro
  - User interface
  - Map symbology
  - Display optimization
  - Geodatabases
  - Mapping, editing, analysis
- Overview of Water Model Software
  - Windows, menus, and navigation
  - Review of Modeling Components
    - Theoretical basis for hydraulic modeling
    - Pipes
    - Tanks
    - Pumps
    - Valves
    - Reservoirs
  - Building a Model from the Ground Up
    - Connecting components together
    - Loading
    - Controls
    - Types of simulations
- Overview of Sewer Model Software
  - Windows, menus, and navigation
  - Review of Modeling Components
    - Theoretical basis for hydraulic modeling
    - Gravity Pipes
    - Manholes and Outfalls
    - Lift Stations and Diversion Structures
  - Building a Model from the Ground Up
    - Connecting components together
    - Applying loading catchments to manholes
    - Applying inflow and infiltration

Session 2: Specifics on the District's Calibrated Water Model

Background

Familiarity with the District's water model will assist in understanding its potential uses and how to take advantage of pre-programmed scenarios and associated modeling results.

Trainees will:

- Learn about how the District's water model was developed and calibrated
- Learn how to navigate the water model's pre-programming
- Learn how to generate modeling results to answer specific questions on hydraulic capacity

Content

- Model Development and Calibration
  - How the water model represents the distribution system
  - How field data were collected and used a basis for calibration
- Naming Conventions, Datasets, Scenario Hierarchy
- Running a Pre-Programmed Scenario
  - Correlation between design criteria and pre-programmed scenarios
  - Assumptions for future scenarios
- Selecting the Pre-Programmed Scenario that Fits Your Needs
  - Selecting the appropriate simulation type
  - Selecting the appropriate time frame and intervals
- Displaying Results
  - Tabular data
  - Graphic displays
  - Profiles
  - Time-based output

Session 3: Specifics on the District's Calibrated Sewer Model

Background

Familiarity with the District's sewer model will assist in understanding its potential uses and how to take advantage of pre-programmed scenarios and associated modeling results.

Trainees will:

- Learn about how the District's sewer model was developed and calibrated
- Learn how to navigate the sewer model's pre-programming
- Learn how to generate modeling results to answer specific questions on hydraulic capacity

Content

- Model Development and Calibration
  - How the sewer model represents the collection system
  - How field data were collected and used a basis for calibration
- Naming Conventions, Datasets, Scenario Hierarchy
- Running a Pre-Programmed Scenario
  - Correlation between design criteria and pre-programmed scenarios
  - Assumptions for future scenarios
- Selecting the Pre-Programmed Scenario that Fits Your Needs
  - Selecting the appropriate contributing datasets
  - Selecting the appropriate time frame and intervals
- Displaying Results
  - Tabular data
  - Graphic displays
  - Profiles
  - Time-based output

Session 4: Instructions on Developing Scenarios and Programming Updates

Background

The hydraulic models are powerful tools to assist with numerous hydraulic applications and troubleshooting situations. We will demonstrate how to construct and run a new scenario to deal with a range of issues.

Trainees will:

- Learn how to program new infrastructure and controls
- Learn how to construct a new scenario from existing datasets
- Learn how to create new datasets for new scenarios

Content

- Adding or Altering Water Infrastructure
  - Pipes
  - Tanks
  - Pumps
  - Valves
  - Reservoirs
- Adding or Altering Sewer Infrastructure
  - Pipes
  - Lift Stations
- Adding or Altering Loading and Controls
  - Demands/Flows
  - Initial Conditions
  - Pump and Valve Control Settings
- Constructing a New Scenario from Existing Datasets
  - Datasets
  - Facility Sets
  - Types of Simulations
- Creating New Datasets for Hypothetical Situations
  - Analysis and Critical Thinking
  - Duplicating and Altering Existing Datasets
  - Duplicating and Altering Existing Facility Sets

Fee Matrix

FEE SCHEDULE (Updated 9/10/2025)

Rainbow Municipal Water District

Water and Wastewater Master Plans, 2025 Urban Water Management Plan

	DESCRIPTION	Project Manager Sewer Lead Tony Herda, PE	Water Lead Trent Brudin, PE	Asset Lead John Ward	Technical Advisor Jeff Wall, PE	GIS Analyst Katherine Hernandez	Condition Assessment Nathan Shea	Engineering Associate	Engineering Aide	Administrative Support	ERSC LABOR SUBTOTAL	K-Flow	Subconsultant Mark-up	SUBCONSULTANT SUBTOTAL	OTHER DIRECT COSTS (ODCs)	TOTAL
		$270	$240	$200	$270	$140	$155	$120	$70	$85			15%			
1A.	**Project Management**															
	Prepare Project Management Plan	4.00								8.00	$ 1,760.00					$ 1,760.00
	Submit Bi-Weekly Progress Emails	40.00									$ 10,800.00					$ 10,800.00
	Submit Monthly Progress Reports	16.00								8.00	$ 5,000.00					$ 5,000.00
	SUBTOTAL	**$ 16,200.00**	**$ -**	**$ -**	**$ -**	**$ -**	**$ -**	**$ -**	**$ -**	**$1,360.00**	**$ 17,560.00**	**$ -**	**$ -**	**$ -**	**$ -**	**$ 17,560.00**
1B.	**Review Previous Planning Work and Meet with District**															
	Prepare and Manage Data Gathering List	2.00						20.00	20.00		$ 4,340.00					$ 4,340.00
	Review and Vet Data and Information	8.00	8.00	2.00		16.00					$ 6,720.00					$ 6,720.00
	Validate and Incorporate Planned Projects	8.00	8.00	8.00							$ 5,680.00					$ 5,680.00
	SUBTOTAL	**$ 4,860.00**	**$ 3,840.00**	**$ 2,000.00**	**$ -**	**$ 2,240.00**	**$ -**	**$ 2,400.00**	**$1,400.00**	**$ -**	**$ 16,740.00**	**$ -**	**$ -**	**$ -**	**$ -**	**$ 16,740.00**
1C.	**Conduct Record Research**															
	Record Research	8.00	8.00	12.00			12.00	20.00	20.00		$ 12,140.00					$ 12,140.00
	SUBTOTAL	**$ 2,160.00**	**$ 1,920.00**	**$ 2,400.00**	**$ -**	**$ -**	**$1,860.00**	**$ 2,400.00**	**$1,400.00**	**$ -**	**$ 12,140.00**	**$ -**	**$ -**	**$ -**	**$ -**	**$ 12,140.00**
1D.	**Facilitate Meetings**															
	Facilitate Meetings	28.00	16.00	8.00						16.00	$ 14,360.00				$ 3,000.00	$ 17,360.00
	SUBTOTAL	**$ 7,560.00**	**$ 3,840.00**	**$ 1,600.00**	**$ -**	**$ -**	**$ -**	**$ -**	**$ -**	**$1,360.00**	**$ 14,360.00**	**$ -**	**$ -**	**$ -**	**$ 3,000.00**	**$ 17,360.00**
1E.	**Conduct Quality Assurance and Quality Control**															
	QA/QC	24.00			120.00						$ 38,880.00					$ 38,880.00
	SUBTOTAL	**$ 6,480.00**	**$ -**	**$ -**	**$ 32,400.00**	**$ -**	**$ -**	**$ -**	**$ -**	**$ -**	**$ 38,880.00**	**$ -**	**$ -**	**$ -**	**$ -**	**$ 38,880.00**
1F.	**Conduct Review of Regulations and Permits**															
	Review Operating Permits	2.00		8.00			8.00	10.00	10.00		$ 5,280.00					$ 5,280.00
	Conduct Regulatory Review	16.00									$ 4,320.00					$ 4,320.00
	Recommend Mitigation	8.00		8.00				10.00	10.00		$ 5,660.00					$ 5,660.00
	SUBTOTAL	**$ 7,020.00**	**$ -**	**$ 3,200.00**	**$ -**	**$ -**	**$1,240.00**	**$ 2,400.00**	**$1,400.00**	**$ -**	**$ 15,260.00**	**$ -**	**$ -**	**$ -**	**$ -**	**$ 15,260.00**
1G.	**Establish Project Description Protocols**															
	Project Descriptions	4.00				8.00		20.00	10.00		$ 5,300.00					$ 5,300.00
	SUBTOTAL	**$ 1,080.00**	**$ -**	**$ -**	**$ -**	**$ 1,120.00**	**$ -**	**$ 2,400.00**	**$ 700.00**	**$ -**	**$ 5,300.00**	**$ -**	**$ -**	**$ -**	**$ -**	**$ 5,300.00**
1H.	**Master Plan Reports, Model Delivery and Training**															
	Issue Draft Master Plan Reports	16.00	32.00	16.00		32.00	16.00	30.00	30.00	10.00	$ 28,710.00					$ 28,710.00
	Present Reports to Staff and Solicit Comments	2.00	2.00	2.00				10.00	10.00		$ 3,320.00					$ 3,320.00
	Present Reports to Board of Directors	4.00	4.00	4.00		4.00					$ 3,400.00				$ 100.00	$ 3,500.00
	Deliver Hydraulic Model and Conduct Staff Training	32.00								8.00	$ 9,320.00				$ 800.00	$ 10,120.00
	SUBTOTAL	**$ 14,580.00**	**$ 9,120.00**	**$ 4,400.00**	**$ -**	**$ 5,040.00**	**$2,480.00**	**$ 4,800.00**	**$2,800.00**	**$1,530.00**	**$ 44,750.00**	**$ -**	**$ -**	**$ -**	**$ 900.00**	**$ 45,650.00**
2A.	**Evaluate Water Supply Reliability**															
	Prepare Summary of Existing Water Supplies	4.00		8.00			8.00	10.00			$ 5,120.00					$ 5,120.00
	Identify Water Capacity Constraints	4.00		8.00				10.00			$ 3,880.00					$ 3,880.00
	Identify Vulnerabilities	4.00		8.00				10.00	10.00		$ 4,580.00					$ 4,580.00
	Identify and Evaluate Existing and Potential Interconnections	2.00		8.00			8.00	10.00			$ 4,580.00					$ 4,580.00
	Recommend Mitigation	8.00		8.00		16.00	8.00	10.00	10.00		$ 9,140.00					$ 9,140.00
	Prepare TM	4.00		4.00				10.00			$ 3,080.00					$ 3,080.00
	SUBTOTAL	**$ 7,020.00**	**$ -**	**$ 8,800.00**	**$ -**	**$ 2,240.00**	**$3,720.00**	**$ 7,200.00**	**$1,400.00**	**$ -**	**$ 30,380.00**	**$ -**	**$ -**	**$ -**	**$ -**	**$ 30,380.00**
2B.	**Prepare Potable Water Demand Forecast**															
	Prepare Population Projection		2.00					10.00			$ 1,680.00					$ 1,680.00
	Prepare Land Use Analysis		4.00			16.00		10.00	10.00		$ 5,100.00					$ 5,100.00
	Evaluate Potential Impact of Accessory Dwelling Units (ADU)		8.00			8.00		20.00	10.00		$ 6,140.00					$ 6,140.00
	Identify Planned Development		4.00			8.00		10.00	10.00		$ 3,980.00					$ 3,980.00
	Conduct Billing Analysis		4.00			8.00		10.00	10.00		$ 3,980.00					$ 3,980.00
	Conduct Production Analysis		8.00					10.00	10.00		$ 3,820.00					$ 3,820.00
	Evaluate Water Loss		4.00					10.00			$ 2,160.00					$ 2,160.00
	Prepare Demand Factors		4.00					10.00	10.00		$ 2,860.00					$ 2,860.00
	Prepare Demand Forecasting Model		8.00					20.00	10.00		$ 5,020.00					$ 5,020.00
	Prepare TM		4.00			4.00		10.00			$ 2,720.00					$ 2,720.00
	SUBTOTAL	**$ -**	**$ 12,000.00**	**$ -**	**$ -**	**$ 6,160.00**	**$ -**	**$ 14,400.00**	**$4,900.00**	**$ -**	**$ 37,460.00**	**$ -**	**$ -**	**$ -**	**$ -**	**$ 37,460.00**

	DESCRIPTION	Project Manager Sewer Lead Tony Herda, PE	Water Lead Trent Brudin, PE	Asset Lead John Ward	Technical Advisor Jeff Wall, PE	GIS Analyst Katherine Hernandez	Condition Assessment Nathan Shea	Engineering Associate	Engineering Aide	Administrative Support	ERSC LABOR SUBTOTAL	K-Flow	Subconsultant Mark-up	SUBCONSULTANT SUBTOTAL	OTHER DIRECT COSTS (ODCs)	TOTAL
		$270	$240	$200	$270	$140	$155	$120	$70	$85			15%			
2C.	**Establish Evaluation Criteria**															
	Design Criteria	2.00	4.00					20.00	10.00		$ 4,600.00					$ 4,600.00
	Key Performance Factors	2.00		4.00				20.00	10.00		$ 4,440.00					$ 4,440.00
	Prepare TM	2.00	2.00	2.00				10.00			$ 2,620.00					$ 2,620.00
	SUBTOTAL	**$ 1,620.00**	**$ 1,440.00**	**$ 1,200.00**	**$ -**	**$ -**	**$ -**	**$ 6,000.00**	**$1,400.00**	**$ -**	**$ 11,660.00**	**$ -**	**$ -**	**$ -**	**$ -**	**$ 11,660.00**
2D.	**Conduct Hydraulic Model Development**															
	Review Modeling Software		4.00					10.00			$ 2,160.00					$ 2,160.00
	Conduct GIS Review		4.00			24.00		20.00	20.00		$ 8,120.00					$ 8,120.00
	Conduct Model Construction		8.00					100.00	20.00		$ 15,320.00					$ 15,320.00
	Conduct Demand Allocation		8.00			8.00		20.00	10.00		$ 6,140.00					$ 6,140.00
	Establish System Controls		8.00					30.00	10.00		$ 6,220.00					$ 6,220.00
	Conduct Model Validation		8.00					20.00			$ 4,320.00					$ 4,320.00
	Prepare Hydraulic Profiles		4.00					10.00	10.00		$ 2,860.00					$ 2,860.00
	Prepare TM		4.00					10.00			$ 2,160.00					$ 2,160.00
	SUBTOTAL	**$ -**	**$ 11,520.00**	**$ -**	**$ -**	**$ 4,480.00**	**$ -**	**$ 26,400.00**	**$4,900.00**	**$ -**	**$ 47,300.00**	**$ -**	**$ -**	**$ -**	**$ -**	**$ 47,300.00**
2E.	**Conduct Hydraulic Model Calibration**															
	Prepare Calibration Plan		8.00			8.00		10.00			$ 4,240.00					$ 4,240.00
	Conduct Data Collection		4.00					20.00	20.00		$ 4,760.00					$ 4,760.00
	Conduct Steady State Calibration		8.00					30.00	10.00		$ 6,220.00					$ 6,220.00
	Conduct Dynamic Calibration		16.00					70.00	10.00		$ 12,940.00					$ 12,940.00
	Prepare TM		4.00					10.00			$ 2,160.00					$ 2,160.00
	SUBTOTAL	**$ -**	**$ 9,600.00**	**$ -**	**$ -**	**$ 1,120.00**	**$ -**	**$ 16,800.00**	**$2,800.00**	**$ -**	**$ 30,320.00**	**$ -**	**$ -**	**$ -**	**$ -**	**$ 30,320.00**
2F.	**Conduct Existing Capacity Analysis**															
	Conduct Supply Analysis		8.00					20.00	10.00		$ 5,020.00					$ 5,020.00
	Conduct Storage Analysis		8.00					10.00			$ 3,120.00					$ 3,120.00
	Conduct Transmission and Distribution Analysis		16.00					30.00	20.00		$ 8,840.00					$ 8,840.00
	Conduct Fire Flow Analysis		16.00					30.00	20.00		$ 8,840.00					$ 8,840.00
	Identify Capacity Deficiencies		8.00					20.00			$ 4,320.00					$ 4,320.00
	Recommend Mitigation		32.00			16.00		20.00	20.00		$ 13,720.00					$ 13,720.00
	Prepare TM		4.00					10.00			$ 2,160.00					$ 2,160.00
	SUBTOTAL	**$ -**	**$ 22,080.00**	**$ -**	**$ -**	**$ 2,240.00**	**$ -**	**$ 16,800.00**	**$4,900.00**	**$ -**	**$ 46,020.00**	**$ -**	**$ -**	**$ -**	**$ -**	**$ 46,020.00**
2G.	**Review Current Facilities Operations and Maintenance**															
	Review Plans and Documents		4.00	8.00			16.00				$ 5,040.00					$ 5,040.00
	Conduct Site Visits and Interview O&M Staff		4.00	24.00			24.00		20.00		$ 10,880.00				$ 300.00	$ 11,180.00
	Conduct Risk Assessment and Identify Deficiencies			8.00		16.00	8.00		40.00		$ 7,880.00					$ 7,880.00
	Identify Opportunities to Improve Efficiency		4.00	8.00				20.00	20.00		$ 6,360.00					$ 6,360.00
	Recommend Mitigation		4.00	8.00		16.00	8.00		20.00		$ 7,440.00					$ 7,440.00
	Prepare TM			4.00					10.00		$ 1,500.00					$ 1,500.00
	SUBTOTAL	**$ -**	**$ 3,840.00**	**$ 12,000.00**	**$ -**	**$ 4,480.00**	**$8,680.00**	**$ 2,400.00**	**$7,700.00**	**$ -**	**$ 39,100.00**	**$ -**	**$ -**	**$ -**	**$ 300.00**	**$ 39,400.00**
2H.	**Conduct Build-Out Capacity Analysis**															
	Verify Implementation of Improvements to Address Existing Conditions		8.00					20.00	10.00		$ 5,020.00					$ 5,020.00
	Conduct Analyses		8.00					20.00	20.00		$ 5,720.00					$ 5,720.00
	Identify Deficiencies		4.00					10.00	10.00		$ 2,860.00					$ 2,860.00
	Recommend Mitigation		4.00					10.00	10.00		$ 2,860.00					$ 2,860.00
	Prepare TM		4.00					10.00			$ 2,160.00					$ 2,160.00
	SUBTOTAL	**$ -**	**$ 6,720.00**	**$ -**	**$ -**	**$ -**	**$ -**	**$ 8,400.00**	**$3,500.00**	**$ -**	**$ 18,620.00**	**$ -**	**$ -**	**$ -**	**$ -**	**$ 18,620.00**
2I.	**Develop Specific Hydraulic Analyses**															
	Conduct Pipe Break Analysis		8.00					20.00			$ 4,320.00					$ 4,320.00
	Review Morro Reservoir Isolation		8.00					20.00	10.00		$ 5,020.00					$ 5,020.00
	Conduct Two (2) Additional Analyses		8.00					20.00	20.00		$ 5,720.00					$ 5,720.00
	Prepare TM		4.00					10.00			$ 2,160.00					$ 2,160.00
	SUBTOTAL	**$ -**	**$ 6,720.00**	**$ -**	**$ -**	**$ -**	**$ -**	**$ 8,400.00**	**$2,100.00**	**$ -**	**$ 17,220.00**	**$ -**	**$ -**	**$ -**	**$ -**	**$ 17,220.00**
3A.	**Establish Evaluation Criteria**															
	Design Criteria	4.00						20.00	10.00		$ 4,180.00					$ 4,180.00
	Key Performance Factors	4.00		4.00				20.00	10.00		$ 4,980.00					$ 4,980.00
	Prepare TM	4.00						10.00			$ 2,280.00					$ 2,280.00
	SUBTOTAL	**$ 3,240.00**	**$ -**	**$ 800.00**	**$ -**	**$ -**	**$ -**	**$ 6,000.00**	**$1,400.00**	**$ -**	**$ 11,440.00**	**$ -**	**$ -**	**$ -**	**$ -**	**$ 11,440.00**

	DESCRIPTION	Project Manager Sewer Lead Tony Herda, PE	Water Lead Trent Brudin, PE	Asset Lead John Ward	Technical Advisor Jeff Wall, PE	GIS Analyst Katherine Hernandez	Condition Assessment Nathan Shea	Engineering Associate	Engineering Aide	Administrative Support	ERSC LABOR SUBTOTAL	K-Flow	Subconsultant Mark-up	SUBCONSULTANT SUBTOTAL	OTHER DIRECT COSTS (ODCs)	TOTAL
		$270	$240	$200	$270	$140	$155	$120	$70	$85			15%			
3B.	**Conduct Hydraulic Model Development**															
	Review Modeling Software	4.00						10.00			$ 2,280.00					$ 2,280.00
	Conduct GIS Review	8.00				24.00		20.00			$ 7,920.00					$ 7,920.00
	Conduct Model Construction	8.00						100.00	20.00		$ 15,560.00					$ 15,560.00
	Conduct Flow Allocation	8.00						40.00			$ 6,960.00					$ 6,960.00
	Establish System Controls	8.00						10.00			$ 3,360.00					$ 3,360.00
	Conduct Model Validation	16.00						20.00	20.00		$ 8,120.00					$ 8,120.00
	Prepare TM	4.00						10.00			$ 2,280.00					$ 2,280.00
	SUBTOTAL	**$ 15,120.00**	**$ -**	**$ -**	**$ -**	**$ 3,360.00**	**$ -**	**$ 25,200.00**	**$2,800.00**	**$ -**	**$ 46,480.00**	**$ -**	**$ -**	**$ -**	**$ -**	**$ 46,480.00**
3C.	**Prepare Wastewater Flow Forecast**															
	Establish Existing Flows	4.00						10.00			$ 2,280.00					$ 2,280.00
	Coordinate with Water Demand Forecast	4.00						10.00			$ 2,280.00					$ 2,280.00
	Prepare Flow Factors	4.00						20.00			$ 3,480.00					$ 3,480.00
	Prepare Flow Forecasting Model	8.00						20.00			$ 4,560.00					$ 4,560.00
	Prepare TM	4.00						10.00			$ 2,280.00					$ 2,280.00
	SUBTOTAL	**$ 6,480.00**	**$ -**	**$ -**	**$ -**	**$ -**	**$ -**	**$ 8,400.00**	**$ -**	**$ -**	**$ 14,880.00**	**$ -**	**$ -**	**$ -**	**$ -**	**$ 14,880.00**
3D.	**Conduct City of Oceanside Capacity Evaluation**															
	Establish Existing Unused Capacity	2.00		8.00				10.00			$ 3,340.00					$ 3,340.00
	Develop Three (3) Future Treatment and Disposal Capacity Scenarios	2.00		8.00				20.00			$ 4,540.00					$ 4,540.00
	Estimate Future Treatment and Disposal Costs	2.00		8.00			8.00	10.00	10.00		$ 5,280.00					$ 5,280.00
	SUBTOTAL	**$ 1,620.00**	**$ -**	**$ 4,800.00**	**$ -**	**$ -**	**$1,240.00**	**$ 4,800.00**	**$ 700.00**	**$ -**	**$ 13,160.00**	**$ -**	**$ -**	**$ -**	**$ -**	**$ 13,160.00**
3E.	**Conduct Hydrograph/Diurnal Curve and Peaking Factor Development**															
	Prepare Dry Weather Diurnal Curves	8.00						10.00	10.00		$ 4,060.00					$ 4,060.00
	Prepare Historical Precipitation Model	4.00						10.00			$ 2,280.00					$ 2,280.00
	Estimate Inflow and Infiltration	8.00						20.00	10.00		$ 5,260.00					$ 5,260.00
	Scale Inflow and Infiltration to Design Storm	4.00						10.00			$ 2,280.00					$ 2,280.00
	Prepare System Schematic	4.00						10.00	10.00		$ 2,980.00					$ 2,980.00
	Establish Control Settings	4.00						10.00			$ 2,280.00					$ 2,280.00
	Prepare TM	4.00						10.00			$ 2,280.00					$ 2,280.00
	SUBTOTAL	**$ 9,720.00**	**$ -**	**$ -**	**$ -**	**$ -**	**$ -**	**$ 9,600.00**	**$2,100.00**	**$ -**	**$ 21,420.00**	**$ -**	**$ -**	**$ -**	**$ -**	**$ 21,420.00**
3F.	**Conduct Hydraulic Model Calibration**															
	Prepare Calibration Plan	8.00				8.00		10.00		6.00	$ 4,990.00					$ 4,990.00
	Temporary Flow Monitoring	4.00									$ 1,080.00	50,000.00	$ 7,500.00	$ 57,500.00		$ 58,580.00
	Conduct Dynamic Calibration	8.00						70.00	20.00		$ 11,960.00					$ 11,960.00
	Prepare TM	4.00						10.00			$ 2,280.00					$ 2,280.00
	SUBTOTAL	**$ 6,480.00**	**$ -**	**$ -**	**$ -**	**$ 1,120.00**	**$ -**	**$ 10,800.00**	**$1,400.00**	**$ 510.00**	**$ 20,310.00**	**$ 50,000.00**	**$ 7,500.00**	**$ 57,500.00**	**$ -**	**$ 77,810.00**
3G.	**Conduct Existing Capacity Analysis**															
	Conduct Gravity Pipeline Analysis	8.00						40.00	20.00		$ 8,360.00					$ 8,360.00
	Conduct Lift Station Analysis	8.00						10.00	10.00		$ 4,060.00					$ 4,060.00
	Identify Deficiencies	8.00						20.00	20.00		$ 5,960.00					$ 5,960.00
	Recommend Mitigation	8.00				16.00		20.00	10.00		$ 7,500.00					$ 7,500.00
	Prepare TM	4.00						10.00			$ 2,280.00					$ 2,280.00
	SUBTOTAL	**$ 9,720.00**	**$ -**	**$ -**	**$ -**	**$ 2,240.00**	**$ -**	**$ 12,000.00**	**$4,200.00**	**$ -**	**$ 28,160.00**	**$ -**	**$ -**	**$ -**	**$ -**	**$ 28,160.00**
3H.	**Review Current Facilities Operations and Maintenance**															
	Review O&M Procedures			8.00							$ 1,600.00					$ 1,600.00
	Conduct Site Visits and Interview O&M Staff			24.00			24.00				$ -				$ 300.00	$ 300.00
	Identify Deficiencies			8.00				20.00	10.00		$ -					$ -
	Identify Opportunities to Improve Efficiency			8.00				20.00	10.00		$ -					$ -
	Recommend Mitigation			8.00		16.00		20.00	10.00		$ 6,940.00					$ 6,940.00
	Prepare TM			4.00				10.00			$ 2,000.00					$ 2,000.00
	SUBTOTAL	**$ -**	**$ -**	**$ 12,000.00**	**$ -**	**$ 2,240.00**	**$3,720.00**	**$ 8,400.00**	**$2,100.00**	**$ -**	**$ 10,540.00**	**$ -**	**$ -**	**$ -**	**$ 300.00**	**$ 10,840.00**
3I.	**Conduct Build-Out Capacity Analysis**															
	Verify Implementation of Improvements to Address Existing Condition	8.00						10.00			$ 3,360.00					$ 3,360.00
	Conduct Gravity Pipeline and Lift Station Analyses	4.00						10.00			$ 2,280.00					$ 2,280.00
	Identify Deficiencies	4.00						10.00			$ 2,280.00					$ 2,280.00
	Recommend Mitigation	4.00				16.00		10.00			$ 4,520.00					$ 4,520.00
	Prepare TM	4.00						10.00			$ 2,280.00					$ 2,280.00
	SUBTOTAL	**$ 6,480.00**	**$ -**	**$ -**	**$ -**	**$ 2,240.00**	**$ -**	**$ 6,000.00**	**$ -**	**$ -**	**$ 14,720.00**	**$ -**	**$ -**	**$ -**	**$ -**	**$ 14,720.00**

	DESCRIPTION	Project Manager Sewer Lead Tony Herda, PE	Water Lead Trent Brudin, PE	Asset Lead John Ward	Technical Advisor Jeff Wall, PE	GIS Analyst Katherine Hernandez	Condition Assessment Nathan Shea	Engineering Associate	Engineering Aide	Administrative Support	ERSC LABOR SUBTOTAL	K-Flow	Subconsultant Mark-up	SUBCONSULTANT SUBTOTAL	OTHER DIRECT COSTS (ODCs)	TOTAL
		$270	$240	$200	$270	$140	$155	$120	$70	$85			15%			
3J.	**Develop Specific Hydraulic Analyses**															
	Conduct Two (2) Additional Analyses	8.00						20.00	10.00		$ 5,260.00					$ 5,260.00
	Prepare TM	4.00						10.00			$ 2,280.00					$ 2,280.00
	SUBTOTAL	**$ 3,240.00**	**$ -**	**$ -**	**$ -**	**$ -**	**$ -**	**$ 3,600.00**	**$ 700.00**	**$ -**	**$ 7,540.00**	**$ -**	**$ -**	**$ -**	**$ -**	**$ 7,540.00**
4A.	**Project Management Services**															
	Augment Various PM Services	16.00			4.00						$ 5,400.00					$ 5,400.00
	SUBTOTAL	**$ 4,320.00**	**$ -**	**$ -**	**$ 1,080.00**	**$ -**	**$ -**	**$ -**	**$ -**	**$ -**	**$ 5,400.00**	**$ -**	**$ -**	**$ -**	**$ -**	**$ 5,400.00**
4B.	**Data Gathering**															
	Conduct Supplementary Data Collection	2.00							10.00		$ 1,240.00					$ 1,240.00
	SUBTOTAL	**$ 540.00**	**$ -**	**$ -**	**$ -**	**$ -**	**$ -**	**$ -**	**$ 700.00**	**$ -**	**$ 1,240.00**	**$ -**	**$ -**	**$ -**	**$ -**	**$ 1,240.00**
4C.	**Workshop**															
	Facilitate Workshop	4.00						4.00			$ 1,560.00				$ 300.00	$ 1,860.00
	SUBTOTAL	**$ 1,080.00**	**$ -**	**$ -**	**$ -**	**$ -**	**$ -**	**$ 480.00**	**$ -**	**$ -**	**$ 1,560.00**	**$ -**	**$ -**	**$ -**	**$ 300.00**	**$ 1,860.00**
4D.	**Close-Out**															
	Conduct Task Close-Out	2.00			2.00			4.00			$ 1,560.00					$ 1,560.00
	SUBTOTAL	**$ 540.00**	**$ -**	**$ -**	**$ 540.00**	**$ -**	**$ -**	**$ 480.00**	**$ -**	**$ -**	**$ 1,560.00**	**$ -**	**$ -**	**$ -**	**$ -**	**$ 1,560.00**
4E.	**UWMP Content**															
	Generate UWMP Content	32.00	16.00			30.00	30.00	40.00	10.00		$ 26,830.00					$ 26,830.00
	SUBTOTAL	**$ 8,640.00**	**$ 3,840.00**	**$ -**	**$ -**	**$ 4,200.00**	**$4,650.00**	**$ 4,800.00**	**$ 700.00**	**$ -**	**$ 26,830.00**	**$ -**	**$ -**	**$ -**	**$ -**	**$ 26,830.00**
4F.	**Draft UWMP**															
	Internal Draft UWMP	16.00	8.00		4.00	10.00	20.00	40.00			$ 16,620.00				$ 100.00	$ 16,720.00
	Public Draft UWMP	8.00			2.00		10.00	20.00			$ 6,650.00				$ 100.00	$ 6,750.00
	Final Draft UWMP	8.00			2.00		10.00	20.00			$ 6,650.00				$ 100.00	$ 6,750.00
	SUBTOTAL	**$ 8,640.00**	**$ 1,920.00**	**$ -**	**$ 2,160.00**	**$ 1,400.00**	**$6,200.00**	**$ 9,600.00**	**$ -**	**$ -**	**$ 29,920.00**	**$ -**	**$ -**	**$ -**	**$ 300.00**	**$ 30,220.00**
4G.	**Stakeholder Outreach**															
	Conduct Stakeholder Outreach	4.00						10.00			$ 2,280.00					$ 2,280.00
	SUBTOTAL	**$ 1,080.00**	**$ -**	**$ -**	**$ -**	**$ -**	**$ -**	**$ 1,200.00**	**$ -**	**$ -**	**$ 2,280.00**	**$ -**	**$ -**	**$ -**	**$ -**	**$ 2,280.00**
4H.	**Public Hearing**															
	Prepare Notifications	2.00									$ 540.00					$ 540.00
	Prepare Staff Report	2.00									$ 540.00					$ 540.00
	Prepare Draft Resolution of Adoption	2.00									$ 540.00					$ 540.00
	Prepare Board Presentation	4.00									$ 1,080.00					$ 1,080.00
	Attend Public Hearing	4.00									$ 1,080.00					$ 1,080.00
	SUBTOTAL	**$ 3,780.00**	**$ -**	**$ -**	**$ -**	**$ -**	**$ -**	**$ -**	**$ -**	**$ -**	**$ 3,780.00**	**$ -**	**$ -**	**$ -**	**$ -**	**$ 3,780.00**
4I.	**Submittal**															
	Submit UWMP to the State and Stakeholders	2.00			2.00			4.00			$ 1,560.00				$ 100.00	$ 1,660.00
	SUBTOTAL	**$ 540.00**	**$ -**	**$ -**	**$ 540.00**	**$ -**	**$ -**	**$ 480.00**	**$ -**	**$ -**	**$ 1,560.00**	**$ -**	**$ -**	**$ -**	**$ 100.00**	**$ 1,660.00**
	TOTAL FEE										**$ 705,850.00**	**$ 50,000.00**	**$ 7,500.00**	**$ 57,500.00**	**$ 5,200.00**	**$ 768,550.00**

Subconsultant Proposal

Krajewski Flow Monitoring Solutions
1426 Union Street, Alameda, CA 94501
510.761.4082
KFlowSolutions@outlook.com

September 9, 2025 [K-Flow 25-023]

Anthony Herda, PE
Sr. Principal Engineer
ERSC
1861 W. Redlands Blvd
Redlands, CA 92373

Subject: Rainbow Municipal Water District, Sanitary Sewer Open-Channel Flow Monitoring Services, 5 to 12 flow monitoring sites for 1+ month(s)

Dear Mr. Herda:

It is our understanding that ERSC is requesting Krajewski Flow Monitoring Solutions (K-Flow) to perform open-channel sanitary sewer flow monitoring in the Rainbow Municipal Water District (District) located in San Diego County, CA. There will be between five (5) and twelve (12) flow monitoring sites to be installed for one or more months during dry/wet weather conditions, including a final report presenting flow data and including rain-dependent infiltration and inflow (RDI/I) analysis and storm event classification analysis. The purpose of this work is to support the ERSC and the District with on-call sanitary sewer system services. Additional flow monitoring sites and/or extensions to the monitoring duration can be added as required. The following is our detailed scope of work for the subject services.

Scope of Work

Task | Description

1. **Project Management & Document Review**: The objective of this task is to track and execute the project following the schedule, budget, and quality expectations that are established. This task includes the following project management work activities:
   a. Monitor project progress, including work completed, work remaining, budget expended, schedule, the estimated cost of work remaining, and estimated cost at completion; manage activities within the total project budget.
   b. Monitor project activities for potential changes and anticipate changes whenever possible; with approval, modify project tasks, task budgets, and approach to keep the overall project within budget and on schedule.
   c. Manage the quality of all work activities and project deliverables.

   ERSC will provide K-Flow with the draft and final list of flow monitoring locations, including pipe diameters, flow direction, and appropriately available maps (GIS shapefiles, PDF maps, KMZ/KML files, etc.). K-Flow will review plans and proposed flow monitoring locations in preparation for flow monitoring. K-Flow will conduct a desktop analysis (based on available GIS, sewer plans, Google Earth, etc.) of the sites to verify the initial suitability of primary and alternate manholes for flow meter installation, and plan for site reconnaissance.

2. **Project Preparation and Site Reconnaissance**: K-Flow will visit the proposed flow monitoring sites to verify the suitability of manholes (or other access structures) and/or alternate locations for the installation of flow meters. Site reconnaissance will be limited to top-side investigations to verify manhole location, accessibility, traffic control requirements, and check hydraulic

conditions. K-Flow will consult with ERSC and the District if alternate manholes are required for flow monitoring and will gain approval on differing sites before proceeding with meter installation. If site reconnaissance identifies hazardous conditions (for example, manhole depths > 30 feet, elevated gas levels that cannot be cleared, etc.), K-Flow will work with ERSC and the District to identify suitable alternatives. If monitoring locations cannot be moved, K-Flow will provide a change order to cover the additional costs due to extreme work conditions.

K-Flow will recommend the appropriate metering technology for the flow characteristics and hydraulic conditions. K-Flow will prepare flow monitoring equipment with associated personnel necessary for installing and removing the flow meters.

K-Flow will document the following information: location map with address, pipe size/shape/dimensions, manhole identification number, flow channel condition, site schematics, and photographs.

Rainfall: K-Flow will provide a comprehensive rainfall analysis covering the relevant flow monitoring basin areas of the District sanitary sewer collection system utilizing publicly available rain gauges. Initial review indicates over 30 rain gauge locations will be available to supplement the rainfall analyses. Rainfall analyses will include appropriate rain allocation and triangulation to flow monitoring basins and rain event(s) classifications.

3. **Install/Calibrate/Remove Flow Meters**: A K-Flow crew with a field truck and the necessary confined space entry (CSE), simple traffic control, and flow monitoring equipment will install, calibrate, maintain, and remove the flow meters to collect dry- and wet- weather flow data. K-Flow will verify data integrity and that the meters are operational and clear of debris. Maintenance and meter malfunction will be documented and reported as soon as it is observed.

   Flow meters will be area-velocity flow meters capable of collecting flow level and velocity measurements in free-flow and surcharged hydraulic conditions. K-Flow shall be prepared to extend the duration of the flow monitoring period as requested by ERSC.

4. **Flow Monitoring and I/I Analysis Study Final Report**: Following the flow monitoring activities and after the meters are removed, K-Flow shall download and reduce the data in 15-minute intervals into Excel spreadsheets for data analysis, data QA/QC, and report preparation. One Draft version and one Final version of the report will be prepared and submitted in electronic format (PDF). The report will include the following information:
   a. Summary of the flow monitoring equipment.
   b. Location maps with address, pipe size, manhole identifier number, flow channel condition, site schematics, and photographs.
   c. Flow monitoring data with tabular outputs of depth, velocity, and flow rate and hydrographs of depth, velocity, and flow rates for each flow meter.
   d. Isolation and quantification of I/I flows per site and per monitoring basin.
   e. Identification of inflow vs infiltration metrics.
   f. Normalized ranking of flow monitoring basins per inflow and infiltration characteristics.
   g. Determination of local Rainfall Intensity-Duration-Frequency (IDF) curves and NOAA determination of storm event classifications (if valid and relevant).
   h. Total rainfall over the flow monitoring duration
   i. Triangulated rainfall data to the flow monitoring sites/basins

Any changes to the following assumptions, prevailing wage assumption, exclusions and limitations, or proposed schedule may necessitate an adjustment to the proposed fee.

Assumptions

The following is a list of additional assumptions used to develop the K-Flow scope of work.

- Traffic Control (TC): K-Flow can handle simple TC set-ups (truck-mounted light board and < 15 TC cones per site) as required for this project. K-Flow cannot support complex or high-speed (>45 mph) TC set-ups; these will require a traffic control contractor. Based on initial review of the initial site locations, K-Flow assumes there will not be need of a traffic control contractor. The costs stated in this proposal assume traffic control contractor costs are not required. TC costs, if required, will be invoiced on a time & material (T&M) not-to-exceed (NTE) basis. K-Flow is including $5,000 as a line-item to cover unexpected TC and permitting costs.
- Prevailing Wage: K-Flow understands some or all tasks associated with this project are subject to prevailing wage rate requirements. Project labor has been costed appropriately to cover higher base hourly labor rates associated with prevailing wage rates, additional overtime requirements, and State of CA reporting requirements.
- Encroachment Permit: K-Flow assumes ERSC or the District will be responsible for providing a no-cost, blanket encroachment permit (subject to traffic control approvals). If K-Flow is required to pay for encroachment permits, these will be invoiced on a time & material (T&M) not-to-exceed (NTE) basis. K-Flow is including $5,000 as a line-item to cover unexpected TC and permitting costs.

Fee Proposal

Terms are Net 60 days. This fee is valid for 90 days from the date of this proposal. The scope of work was developed as a result of our discussions and represents our mutual understanding. K-Flow requests billing on a percent-complete, lump-sum basis. Costs for various scenarios of number of sites versus project duration has been consolidated below in a Cost Summary Matrix; it is noted this matrix does NOT include optional traffic control/permitting costs. Note: extensions to the project duration (on a weekly basis) assume that 4 weeks = 1 month.

Summary of Cost per Task

Task	Amount
Flow Monitoring at 5 sites for 1 month:	$50,000
- Optional: Additional flow meters (for 1 month):	$2,500 per add'l meter
- Optional: Extension of flow monitoring period:	$550 per site per week
- Optional: Traffic Control / Encroachment Permit Costs estimated budget line-item max cost to be billed T&M, no mark-up and only if required:	$5,000

Cost Summary Matrix (NOT including optional traffic control/permit costs)

# Sites	1 Month	2 Months	3 Months
5	$50,000	$61,000	$72,000
6	$52,500	$65,700	$78,900
7	$55,000	$70,400	$85,800
8	$57,500	$75,100	$92,700
9	$60,000	$79,800	$99,600
10	$62,500	$84,500	$106,500
11	$65,000	$89,200	$113,400
12	$67,500	$93,900	$120,300

Note: for the purposes of billing for this project, 4 weeks = 1 month

If unforeseen circumstances should arise, K-Flow will provide a written estimate of additional required time and cost. K-Flow will not proceed with work beyond the not-to-exceed figure without written authorization from your office. We are prepared to begin work on your project upon receiving written approval, a notice to proceed (NTP), or a purchase order from your office. We request that you carefully review this proposal to ensure a full understanding of the scope of the work.

On behalf of our staff and myself, I would like to thank you for the opportunity to be of service to you, ERSC and the Rainbow Municipal Water District. We look forward to collaborating with you.

Sincerely,

Krajewski Flow Monitoring Solutions
Kevin Krajewski, PE
Principal

RAINBOW
MUNICIPAL WATER DISTRICT

BOARD INFORMATION
Item No. 11.A

BOARD OF DIRECTORS
September 23, 2025

SUBJECT
Operations Report for August 2025

DESCRIPTION
Activities for Operations & Maintenance Division

CONSTRUCTION & MAINTENANCE DEPARTMENT:

August	Repairs	Installations	Leaks
Mainline	2	20	2
Service	2	1	1
Hydrants			
Valves			
Meters			
Blow-Offs			
Air Vacs			
Annual Totals	**56**	**1141LF of Mainline Installations, 26 Valves & 12 Appurtenances**	**54**

- 465 utility locates were completed in the month of August - an Annual Total of 2,395.
- Repaired one service leak at 28 Rollingwood
- Repaired mainline leaks at the following locations: 5480 Villa Dr, and 1844 Foxbridge Ct.
- Removed and replaced one galvanized service lateral at 5884 Redondo Dr.
- Pressure tested, disinfected, and tied in Old Highway 76 Line NN Highline.
- Assisted Operations and IT department with trenching at Turner Tank, 70% complete.
- Began relocation of service at 2246 Huffstatler St. for the County of San Diego Drain Project.

WATER OPERATIONS AND VALVE MAINTENANCE DEPARTMENT

Water Operations:

- Assessed 1 Water Quality Complaints. **Annual total 4.**
- Performed 2 fire flow tests. **Annual total 7.**

- Performed routine maintenance and rebuilt 18 pressure stations (CLA VALs). A**nnual total 87.**
- Collected all system tank and reservoir nitrification samples.
- Completed all reservoir cover inspections.

Valve Maintenance:

Monthly Totals	Valves (Distribution)	Appurtenance Valves	Annual Totals
Exercised	64	84	**1311**
Inoperable	4	0	**28**
Repaired			
Replaced	0	0	**0**
Installed	0	0	**0**

Valve Maintenance completed and oversaw the following:

- Performed 5 shutdowns - **Annual total 49.**
- Replaced 2 air vents - **Annual total 31.**
- Painted 110 appurtenances - **Annual total 954.**
- Replaced 0 Fire Hydrants - **Annual total 0.**

METERS DEPARTMENT:

- **196** Service Requests were resolved in **AUGUST** 2025, for a total of **1,284 YTD**. (Previous Year Month Comparison: **AUGUST** 2024: **233** Service Requests: **Down 16%**).
- **191** Check Bills were completed in **AUGUST** 2025. **YTD total 1,367**. (Previous Year Month Comparison: **AUGUST** 2024: **138** Check Bills: **UP 28%**).
- **YTD** Service Requests and Check Bills combined: **2,651** (Previous YTD 2024 Comparison: **3,089** combined Service Requests & Check Bills: **DOWN 14%**).

Backflows:

- **343** backflows were tested in August 2025 – 3,359 **YTD**.

WASTEWATER:

- California Integrated Water Quality System (CIWQS): Monthly No Spill Report for August 2025 Event #2699896.

Lift Stations:

- N/A

Collection System:

- August 2025 Cleaned a total of 9,490’ feet of sewer main.
- August 2025 Inspected a total of 64 manholes.
- August 2025 Completed 0.00 feet of CCTV inspections.

Customer service:

- August 13,2025 – 5256 S Mission Rd Suite 705 Customer called about an odor complaint, met with the customer and she said that she had odor coming out of her drains. We explained to

her that we just cleaned the main line on 7-24-25 and that she needed to clean her pee traps and have her lateral cleaned.

- August 21,2025 – 3652 Lake Garden Customer had a back up in their house and stated that our line was backing up. Arrived on site the main line was not backing up and informed them that they were not going far enough in their lateral to reach the blockage and were using the wrong tool. Once they went the correct footage and put the correct tip on the snake, they where able to clear their line. We cleaned the main line as well to clear any debris that might have entered from their lateral.

Projects:

- July 2025 - July 2026 1st annual contract Evoqua sewer odor control treatment.
- The Farm - Temporary flow meter at po_16.

Mutual Aid:

- Fallbrook Equipment Rental - Water truck.
- Evoqua - Sewage odor treatment.
- Haaker Equipment – Vactor Rental

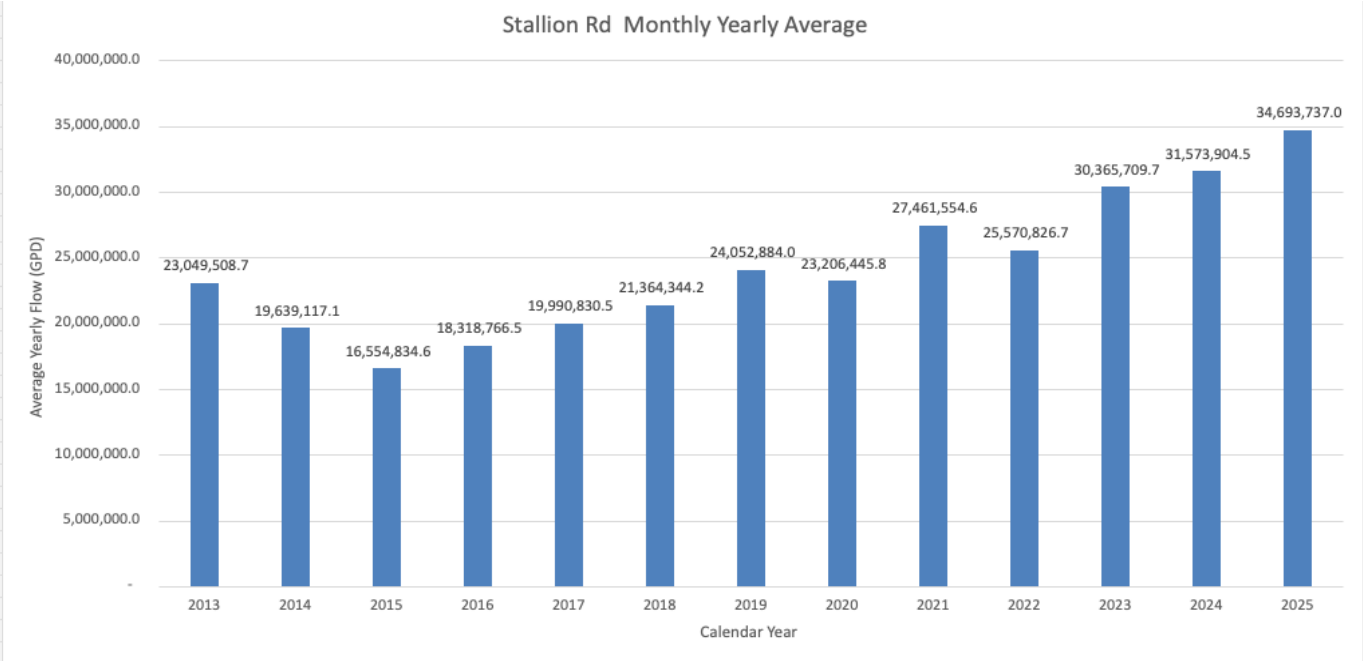

Robert Gutierrez 9/23/2025
Chief Operating Officer

RAINBOW
MUNICIPAL WATER DISTRICT

BOARD INFORMATION
Item No. 11.B

BOARD OF DIRECTORS

September 23, 2025

SUBJECT

ADMINISTRATIVE SERVICES REPORT FOR SEPTEMBER 2025

DESCRIPTION

Human resources, safety, risk management, and communications report for September 2025.

HUMAN RESOURCES:

STAFF UPDATES:

- Congratulations to **Omar Moedano** on his recent promotion from Custodian/Warehouse Clerk to Utility Worker I – Construction! Through his impactful performance as a Custodian, Omar has demonstrated the ability and dependability required to be a successful member of our Construction team.

RECRUITMENT:

- Two new Utility Workers – Construction, including Omar, started in Construction between September 15 and September 22.
- To backfill Omar's role, recruitment has started for the Custodian/Warehouse Clerk position. The application closes on September 21.

EVENTS:

- Our Annual Empoyee Healthfair and Benefits Open Enrollment presentation with all staff is scheduled to take place on Tuesday, October 14th

EMPLOYEE ANNIVERSARIES:

HIRE DATE	EMPLOYEE	DEPARTMENT	YEARS OF SERVICE
9/3/24	BRANDON HEBRON	Construstion	1 year
9/3/24	VINCENT ZELEDON	Construction	1 year
9/7/21	ALEXANDER GALLOWAY	Meters	4 years
9/10/18	ROBERT GUTIERREZ	Operations	6 years
9/10/24	CAITLYN MELTON	IT	1 year
9/19/16	LAURA MARTINEZ	Finance	9 years
9/21/89	MARK CLINE	IT	36 years
9/25/23	JAKE WILEY	Finance	2 years
9/28/20	ANGEL CRUZ	Customer Service	5 years

WORKFORCE ANALYTICS:

Current headcount:	58	FYTD new hires:	0
FYTD separations:	1	Average tenure:	8 years, 5 months
FYTD turnover:	1.7%	Projected annual turnover:	0%
Retention rate:	98 %	Projected retirements this year:	1

EMPLOYEE SURVEY RESULTS:
The annual employee survey was completed this month with the highest participation rate to date. Engagement was strong and the workplace experience remains positive, with a slight year-over-year dip. Strengths include feeling respected and supported, and competitive standing versus peer agencies on pay, innovation, and working at full potential. Our Employee Net Promoter Score (eNPS)—the likelihood employees recommend RMWD as a workplace, ranging from **–100 to +100**—falls in the "Very Good" band. Comments focus on communication, staffing/burnout, training and growth, meeting effectiveness, and benefits.

Data Highlights (quantitative)

- **Participation: 86%** overall; Operations 84% (↑ from 67% last year).
- **Overall result:** Avg **4.81**/6 (−3% YoY) → Workplace Experience Score 83%.
- **Category strength:** Respected & Supported **5.07** (highest).
- **Benchmarks:** Pay +12%, Innovation +8%, Working at Full Potential +7% vs. peer agencies.
- **eNPS:** 45 (Very Good: 30–50).
- **Concern indicators:** 64% say RMWD cares about preventing burnout; 60% rate benefits as good vs. industry; 62% have not considered looking for a job in the past month.

Comment Theme Analysis (qualitative with prevalence)
301 open-ended comments were analyzed for themes; comments may touch multiple themes, so percentages don't sum to 100. Top themes by share of all comments:

- **Training & Career Growth – 19.6%** (59/301): CEUs/conferences; structured task training (equipment/safety); clearer promotion pathways; supervisor training.
- **Total Rewards (pay & benefits) – 16.6%** (50/301): Schedule flexibility (4–10s, holiday/birthday flex tiem suggested), medical/dental costs/coverage, boot allowance/gym/wellness, retiree health access, 457(b), field-equity alternatives to WFH.
- **Meeting Effectiveness – 12.3%** (37/301): Preference for concise, purpose-driven meetings with agendas, timeboxes, decision/owner recap; cameras-on norms; several note quarterly committees unless business needs dictate more.
- **Communication & Psychological Safety – 9.3%** (28/301): Reduce micromanagement/gossip; pair accountability with learning; interest in skip-level/listening forums.
- **Staffing, Workload & Burnout – 6.6%** (20/301): High workload, overtime, single-point roles; interest in cross-training and targeted relief.

Comment alignment with quantitative results

- **Burnout/capacity:** Comments (6.6%) align with 64% feeling the District cares about preventing burnout and mixed retention sentiment (62% not job-seeking), indicating a meaningful risk area for a subset.
- **Benefits:** Comment volume (13.0%) aligns with 60% favorable vs. industry—benefits design remains a pressure point despite overall strengths.
- **Full potential & innovation:** Positive comments on autonomy and problem-solving mirror above-benchmark scores (+7% Full Potential; +8% Innovation).

Nuance/divergence

- **Meetings:** Despite 12.3% of comments suggesting improvements, 76% agreed meetings use time well—indicating a generally strong baseline with targeted opportunities to refine cadence, structure, and participation norms.
- **Pay:** While Rainbow is +12% vs. benchmark on employee perceptions of pay, explicit "more pay" mentions are relatively low (3.7%), with qualitative focus skewing toward benefit design, capacity, and process.

- **Respect & support:** High quantitative score (5.07) coexists with a minority of comments about micromanagement or inconsistent accountability—suggesting overall strength with localized gaps to monitor.

2026 BENEFITS RENEWAL — RATES, CHANGES & CONTEXT
In 2024–2025 the ACWA-JPIA experienced higher-than-normal medical claims driven by multiple high-dollar claims, inflation, and other cost pressures. For 2026, self-insured Anthem PPO rates will increase; consistent with prior years, the JPIA will apply excess fund balance to mitigate PPO increases. Fully insured HMO programs (Anthem and Kaiser) will also see rate increases.

2026 Rate And Benefit Changes (Effective Jan 1, 2026)
- Anthem PPOs (Classic, CDHP): +10%
- Anthem HMOs: +5%
- Kaiser (South): +4.28% aggregate
- CDHP deductibles (IRS compliance): For Anthem and Kaiser CDHPs, the deductible will increase from $1,650 / $3,300 to $1,700 / $3,400 (single/family).
- The District HSA contribution will also increase to keep the employee-only net deductible at $0 and the family net deductible at $200 for the year.
- Vision Service Plan (VSP): No rate change; frame allowance and contact lens allowance each increase to $170.
- Anthem Employee Assistance Program: No rate change.
- Dental, life, and disability renewal figures are pending and will not be known until October or later.

Estimated fiscal impact. Based on current enrollment by plan and tier, the aggregate cost increase to the District and employees is approximately 5% (about $56,961.91 for calendar year 2026). Actual totals will vary based on employee elections during Open Enrollment, which will occur from October 14–30, 2025, for the 2026 plan year. This year, exempt employees will have a more competitive cash-in-lieu of benefits option, which may drive some employees to waive coverage and mitigate the fiscal impact.

Employee perception & competitiveness
Recent employee survey feedback indicates that **40% of employees perceive the District's benefits to be less competitive than those offered by other public agencies**, despite the District's market study data indicating that our benefits are 8% *more competitive* than comparator agencies. The 2026 approach—increasing HSA contributions to preserve low or zero net deductibles, and adding a more competitive cash-in-lieu of benefits option for exempt employees—supports that competitive position. To narrow the gap between actual competitiveness and employee perception, staff will:
1. Provide clear side-by-side cost comparisons during OE (premium share plus typical out-of-pocket examples) to show total value and the effect of the HSA offset.
2. Publish a concise benchmarking snapshot summarizing how our medical/vision/EAP offerings compare to regional public agencies.
3. Simplify plan explanations (plain-language summaries and quick reference guides), highlighting plan enhancements related to fertility and vision coverage.
4. Continue to offer live Q&A/1:1 support during OE and reinforce year-round education so employees can maximize plan value.

These steps are intended to ensure employees understand the total value of the District's benefits, even amid broader health-care cost pressures.

<u>RISK MANAGEMENT:</u>

Injuries
- We had two employees injured this past month:
    - An employee strained their Achilles tendon while walking on an uneven surface on a jobsite.
    - An employee suffered a puncture wound to the top of his head while accessing a gate that had barbed wire spanning over the top. He had dropped a tool in the area and forgotten about the wire. When he stood up, it punctured his skin.

Safety Program Management

- Annual Review and update of Safety Policies and Procedures:
    - The Injury and Illness Protection Program (IIPP) is being updated.
- SiteDocs Safety Management Software has been provided to all staff and they have been trained on its use. Training will continue and safety to hold meetings with departments to aid in Form creation.
- Pursuing Grant Funding through CalOES Hazard Mitigation Grant for 5 Pump Station Generators. Being a phased project, it is a lower priority rating for CalOES, but we still want to pursue.
- Applied for JPIA H.R. LaBounty Safety Awards 9/2/25:
    - KASK Helmets
    - SiteDocs SMS
    - District Truck Configuration

Environmental Programs

- Herbicide Use reported through CalAgPermits was reviewed. No report necessary since none was used.

Emergency Response Programs

- Rancho Water has reached out to Rainbow MWD to assist with their Emergency Response measures and understand the equipment and posturing of Rainbow MWD in the event of fires.
- The Safety Department in cooperation with the Chief Operations Officer is looking into applying as speakers for ACWA Conference to discuss Emergency Preparedness.
- Operations and Safety are working together on scheduling a Training Exercise and Mock EOC setup.
- Emergency Response Plan is being updated, and ERP folders are being added to the EOC SharePoint and available in SiteDocs.

Safety Training / Tailgate Talks

- Safety Tailgates this month have included Fall Protection, Traffic Control, Hand & Power Tools, Electrical Safety, Cutting and PPE.

Claims in Progress/Completed

	Claims Received	Open Claims at JPIA	Value of Open Claims at JPIA	Small Claims Rejected	Small Claims Approved	Value of Small Claim Settlements
Fiscal YTD	1	0	$0	0	1	$585.00
Current Month	0	0	$0	0	1	$585.00

<u>COMMUNICATIONS:</u>

Regional CropSWAP

- Remaining grant funds have been released for all agencies to use.
    - Rainbow Water customers have been moved off the waitlist to pre-inspection.
    - The program has received 98 projects to date, 17 project were moved from the waitlist to pre-inspection, 40 projects have been paid to date, and 27 projects have been approved to start.

Water Use Efficiency

- Flume device contract has less than 90 devices
    - Options to renew contract with new pricing for Flume 2 devices
- Reviewed additional options for auto-shutoff valves from YoLink and Metropolitan
- Turf Replacement Rebates available from Met and County of San Diego

Community Events

- 2025 North County Fire Protection District's Open House event on Saturday, October 4
- Partnered with San Diego Blood Bank to host a Fall blood drive in the district parking lot on Thurs, October 16.

Website Update

- Staff has been working with Streamline, the website provider, to debut a new home page layout to give the website a new look to pair with current branding.
    - The new design was reviewed and feedback gathered from the committee.

Newsletter Features

September Community Newsletter articles included:

- Water Supply Conditions: Optimal Levels for Agriculture Customers
    - Overview of the current water blend at the Skinner Treatment Plant, total dissolved solids and the impact on agriculture
- Landscape Upgrades Made Easy: Stacked Turf Replacement and Personalized Assistance from County of San Diego's Watershed Protection Program
    - Video Link: Reduce Water Wase in Your Yard from Eastern Municipal Water District
- Fall Landscape Workshops: Free online classes presented by Metropolitan Water District and Green Garden Creations
- Fall Events:
    - 2025 North County Fire Open House
    - Fall Blood Drive with San Diego Blood Bank

Karleen Harp September 23, 2025
Administrative Services Manager

RAINBOW
MUNICIPAL WATER DISTRICT
ESTABLISHED 1953

BOARD INFORMATION
Item 11.C

BOARD OF DIRECTORS

September 23, 2025

SUBJECT

Engineering Report for August 2025

DESCRIPTION

CAPITAL IMPROVEMENT PROJECTS:

Eagles Perch Water Pipeline, Division 1: (PN: 600043) This project is for the installation of new segments of pipelines at Eagles Perch Lane and Virgin Island Road. The proposed segments of pipeline to be added are 8-inch CML&C as well as new appurtenances and relocating water service lateral connections. The proposed pipelines would eliminate existing pipelines running through private property, and behind homes. The original design was completed under the pipeline upgrade projects several years ago. District staff is reviewing those plans and performed a site visit in early September to field verify the planned improvements and finalize the plan changes. The plan markups have been provided to the Engineer. Design plans are anticipated to be complete in late 2025/early 2026 and staff is now pursuing necessary right-of-way (easements) for the new pipeline alignments located with existing traveled ways. Funding for construction of the project was included in the CIP for FY 26/27, however, if plans and right-of-way issues are cleared prior to that, staff intends to bring the project forward for Board approval to move into construction.

La Canada Pipeline Replacement & PRS, Division 3: (PN:600093) This project is to replace 4,000 LF of pipeline along La Canada from Hillrise Road to Via Monserate. The work will be completed using in-house construction crews. An agreement with Omnis for 60% design was executed in April 2025. In May 2025, an assignment letter was issued to KDM Meridan for survey services of the project utilizing the District's as-needed agreements. The survey work was completed in early June. Staff has developed a tentative construction schedule for the project. Staff received the 30% design and is currently reviewing and commenting on the plans.

Gopher Pump Station, Division 1: (PN: 600094) This project involves replacing the temporary Pump Skid with a permanent pump station. The District entered into an agreement with Dexter Wilson to provide project design services in April. A project design kickoff meeting was held on May 13, 2025. An assignment letter was issued to KDM Meridan for survey services in May 2025 utilizing the District's as-needed agreements. The survey work has been completed. Additionally, District staff reached out to Geotech firms

requesting proposals in support of the project. An assignment letter was issued to Ninyo & Moore for Geotech support. Ninyo & Moore marked out boring locations and collected boring samples. The District received the final geotech report. The basis for design was received from Dexter Wilson and reviewed by and commented on by staff.

Camino Del Rey Waterline Relocation Project, Division 1: (PN: 600026) The County of San Diego (County) is proposing the Camino Del Rey Drainage and Roadway Improvements Project, which will improve a portion of Camino Del Rey by raising the roadway, incorporating culvert crossings under the road, improving intersections, and installing Green Street Best Management Practices (BMPs) for water quality treatment. As a result of the County's project, existing District infrastructure will be impacted. There is currently a 14-inch water main that runs down Camino Del Rey, a 20-inch water main at Camino Del Cielo, a 6-inch main for the San Luis Rey Downs Racetrack, and a sewer gravity main crossing that conflicts with the County's proposed improvements. The County and District are working together to determine the extent of prior rights along Camino Del Rey and each agency's scope of work for utility relocations. Coordination between the District and the County is ongoing. District staff also reached out to the County's Design Engineer to request a proposal to assist with design plans for the District's portion of the proposed work. District staff executed a design proposal with Nasland Engineering. The design agreement is for limited design services to generate a schematic for the District.

Electrical Panel Switches (Manual Transfer Switch), Districtwide: (PN: 600058) This project is for the installation of manual transfer switches at three pump stations that include (1) Morro Hills, (2) Vallecitos, and (3) Rainbow Hills Pump Station. Harris & Associates (H&A) submitted updated plans and specifications. The project was posted to Planet Bids soliciting public bids on April 30, 2025. The District received one (1) bid on May 29, 2025, via the Planet Bids posting. Board approved award of a construction contract with Southern Contracting Company at the June 2025 Board meeting. The contract execution and kickoff meeting occurred in July. Staff has been working with the contractor on receiving submittals for the project. The contractor has been working on procurement of materials and potential value engineering for the Morro site.

Morro Tank Rehabilitation, Division 2: (PN: 600097): This project is for the ongoing assessment of tank movement/settlement and needed rehabilitation. Two (2) inclinometers were installed along the southern slope and registered ¼-inch movement. The Board approved creating a CIP project and adding a project budget at the February 2025 meeting. A Notice to Proceed was issued to Peterson Structural Engineers (structural assessment) and KDM Meridian (survey) in March 2025. On March 20, 2025, KDM Meridian spent the day at the site completing their baseline monitoring. On May 20th, KDM completed the scheduled bimonthly monitoring. Another bimonthly monitoring was completed in July. The next bimonthly monitoring is scheduled for September.

Rancho Monserate, Rancho Viejo, and HQ B-Plant Emergency Generators, Division 4: (PN: 530023) This project entails procuring emergency generators for each of the sewer lift station sites via grant funding. Staff expanded the project scope to include replacement generators at Fallbrook Oaks Lift Station and Lift Station-1. The grant application was finalized and submitted to the United States Environmental Protection Agency in June. Award is anticipated by December of 2025.

Water and Wastewater Master Plans, Districtwide: (PN: 400001) This project includes the development of updated water and wastewater masterplans. The updated masterplans will help guide the District's future CIP planning. The Board awarded an agreement to Engineering Resources of Southern California. Staff worked on processing the agreement with the added Urban Water Management Plan scope of services. The amended agreement is going to the Board in September for approval.

Line NN Pipeline Replacement Project, Division 1: (PN: 800061) This project is to replace a segment of 16-inch Fusible PVC pipe located on both sides of Hwy 76. On June 11, 2025, District staff responded to a main line break. The 16-inch Fusible PVC pipe on the north side of Hwy 76 was severely damaged. On June 24, 2025, the District's Board of Directors approved the General Managers declaration of emergency and approved $500,000 to facilitate planning, design and regulatory clearance. District staff

entered into an agreement with Hazen and Sawyer for engineering design support, Helix Environmental for environmental support, and KDM Meridian for survey support. District staff entered into an agreement with Verdantas for Geotech support. Several trenchless technologies were presented to the District in a workshop by Hazen and Sawyer, including cost. District staff has been meeting weekly with Hazen and Sawyer. Additionally, District's Operations team installed, tested, and energized an 18-inch highline.

MAJOR DEVELOPER PROJECTS:

Cal-A-Vie (Spa Havens) Water/Sewer Main Extension on Spa Havens Way, Division 1: (PN: 700036) Staff is coordinating with the Developer's engineer of record as the Cal-A-Vie development was not part of the districtwide sewer impact study performed by Dexter Wilson. District staff found a discrepancy with the number of sewer EDU's owned by the Cal-A-Vie spa. The District received an updated sewer study conducted by the Developer in January. Staff approved the submitted sewer study and will bring a sewer service agreement for consideration at the September 2025 Board meeting.

Citro (FKA Meadowood) by Tri Pointe Homes (FKA Pardee Homes), Division 4: (PN: 700027) Approximately 844 Units, 926.6 Sewer EDUs - On Pala Road/Horse Ranch Creek Road. The Developer has purchased 365 meters to date. Contractor is working on punch list items throughout the development. Once all work is complete, a Notice of Completion (NOC) will be brought before the Board for consideration.

Havens (FKA Bonsall Oaks), Division 1: (PN: 700014) 164 SFR / 205.8 EDUs–District staff continues coordinating with the Developer on plan reviews for future phases (Phases 1B, 2A and 2B). The District completed plan check No. 3 for those phases. Previous issues with new sewer manholes being more than 20-feet deep and extremely flat slopes along the gravity main have been resolved by adding a sewer lift station. Staff finished reviewing 5th submittal of the Phase 1B-2B Water and Sewer Improvements as well as 4th submittal of the Sewer Lift Station Preliminary Design Report. Phase 1A-1 as-builts were accepted by the District and imported to GIS. The developer may need to revisit their sewer agreement signed 2021 to match their current development and future Morris Ranch development. Their proposed sewer lift station is being designed to accommodate this future Morris Ranch development, which is not currently in the 2021 sewer agreement.

North River Farms Development, Division 2: (PN: 700064) Construction of a sewer flow meter station for the North River Farms development within the City of Oceanside. The District provided comments on the first plan check on October 16, 2024. Several agreements will be required, including (1) transfer of approximately 2,500 linear feet of existing sewer main to Oceanside, (2) new water service from Oceanside, (3) easement quitclaim of previous station, (4) dedication of new easements for the new station, (5) transfer of SDG&E power service to the new station. Draft agreements have been requested from the Developer. The developer started construction 6-months ago and the sewer service remains unaddressed. The District has stated that the sewer in North River Farms Road is at capacity, the sewer is over 20-feet deep, and the slope is flat therefore connections from the Lennar development at this location are not feasible. Staff is waiting for recommendations from the developer to reconsider their proposed solution.

Ocean Breeze Ranch, Division 1: (PN: 700035) The District continues to meet with the developer and its design engineer to discuss the source of water for the development. The Developer has joined the CFD/SCIP Program. As part of this program, the District and Developer negotiated to enter into an Acquisition Agreement. The Acquisition Agreement was executed in September 2023. The District received the Water and Sewer Plans for all phases of the development on February 25, 2025. Staff continues to meet with Developer to discuss the backbone water and sewer improvements. The project includes two (2) sewer lift stations and various sewer mains, two (2) pressure reducing stations, and a high-pressure transmission main and various distribution mains. Staff has received improvement plans for PA 1 and PA 2 (residential) and is waiting for PA 3 plans for the larger estates lots. The equestrian area is not a part of the project. The developer is requesting a temporary water connection at West Lilac Road to the suction line for the West Lilac Pump Station for their model homes. Staff is drafting an agreement or a

memorandum of understanding that will include terms such as duration, water supply limitations, and liabilities to ensure due diligence. Staff continues to meet with the developer bi-weekly to advance the project. Staff continues to coordinate alternative sources of water for temporary construction activities since the Developer anticipates another year before the high pressure water main will be constructed.

Pala Ranch (FKA Campus Park West) (Pappas Investments), Division 4: (PN: 700029) Residential and Commercial development. The District has approved the proposed water and sewer improvement plans; however, the Developer informed the District that construction has been delayed to September 2026. These delays are because of CalTrans and County of San Diego requirements in Highway 76.

Pala Mesa Market Development Plan, Division 4: (PN: 700047) District staff met with the Developer in July 2024 to restart the project. Construction plans and submittals were received in April 2025 and comments have been returned for corrections. Staff finished reviewing the 2nd submittal of the improvement plan.

San Luis Rey Racetrack Improvement Plan, Division 1: (PN: 700054) The Developer paid a deposit for Sewer and Water Analysis. Dexter Wilson Engineering, Inc. produced a memorandum discussing the expected impacts on sewer infrastructure related to one of two expansion scenarios proposed by the Developer. Staff are waiting on data from the Developer related to the second expansion scenario to complete a second memorandum. The Developer stated that they are not ready to expand nor add horses. Instead, this new effort is solely related to their Federal process water discharge permit. This new regulation requires that process water from horses be discharged into the sewer system instead of the storm drain system. Staff met with the Developer in June 2025. The Developer would like to move forward with expansion. Staff is waiting on the Developer to submit the updated plans and calculations for onsite attenuation and discharge into the sewer system.

Havens Country Club Pool fka Vista Valley, Division 1: (PN: 700069). In April, staff reviewed the plans, submittals and applications for a new water service, fire hydrant, and expansion of sewer facilities. Construction is now underway for the new and expanded facilities. Construction was paused by the Developer in August and inspection services were not needed. An updated Project Administration Deposit was requested as funds had been exhausted.

OTHER:

Tank Maintenance, Districtwide (USG): No tank maintenance activity with USG occurred in August.

Weed Abatement and Brush Clearing Services, Districtwide (SMS): In August 2025, the District's consultant, Specialty Mowing Services (SMS), performed regularly scheduled weed abatement and brush clearing services at the Moosa Sewer Easement, Moosa and Camino Del Rey bridges. Staff requested bird nesting surveys from the District's as-needed Environmental firms for all sites scheduled for services in August. Bird nesting season runs from February through September; no work can commence on sites if the surveys note any nesting activities. No activity was noted on the surveys, and the site work proceeded.

ITEMS	NO#
Water Meters Purchased	15

Chad Williams 09/23/2025
Engineering and CIP Program Manager

AS-NEEDED CONTRACT EXPENDITURES REPORT
August 2025

CONTRACT INFO	FUND SOURCE	ASSIGN. NO.	STATUS	DATED	DESCRIPTION	CONTRACT AMOUNT	AUTHORIZED ASSIGNMENT	INVOICED TO DATE
Title: On-Call Civil Engineering Services, PSA #22-25 | Firm: Ardurra | Expires: 11/2/26 | CCO: (50,000)								
CONTRACT AMOUNT:						$ 100,000		
		2023-___						
					Unspecified		$ 100,000.00	$ -
					TOTALS:	$ 100,000	$ 100,000.00	$ -
Title: On-Call Civil Engineering Services, PSA #22-26 | Firm: Dexter Wilson Eng. | Expires: 11/2/26 | CCO: (50,000)								
CONTRACT AMOUNT:						$ 100,000.00		
		2023-___						
					Unspecified		$ 100,000.00	
					TOTALS:	$ 100,000	$ 100,000.00	$ -
Title: On-Call Civil Engineering Services, PSA #22-27 | Firm: Harris & Assoc. | Expires: 11/2/25 | CCO:(50,000)								
CONTRACT AMOUNT:						$ 100,000		
		2023-___						
					Unspecified		$ 100,000.00	
					TOTALS:	$ 100,000	$ 100,000.00	$ -
Title: On-Call Civil Engineering Services, PSA #22-28| Firm: Water Works Engineers| Expires: 11/2/25 | CCO:(50,000)								
CONTRACT AMOUNT:						$ 100,000		
		2023-___						
					Unspecified		$ 100,000.00	$ -
					TOTALS:	$ 100,000	$ 100,000.00	$ -
Title: On-Call Real Estate Services, PSA #22-29 | Firm: Anderson & Brabant | Expires: 11/3/25 | CCO: (25,000)								
CONTRACT AMOUNT:						$ 25,000		
		2023-___						
							$ -	
					Unspecified		$ 25,000.00	$ -
					TOTALS:	$ 25,000	$ 25,000.00	$ -

AS-NEEDED CONTRACT EXPENDITURES REPORT
August 2025

CONTRACT INFO	FUND SOURCE	ASSIGN. NO.	STATUS	DATED	DESCRIPTION	CONTRACT AMOUNT	AUTHORIZED ASSIGNMENT	INVOICED TO DATE
Title: On-Call Real Estate Services, PSA #22-30 | Firm: Epic Land Solutions | Expires: 11/3/25 | CCO: (20,000)								
CONTRACT AMOUNT:						$ 30,000		
	Non CIP	2023-01	Closed	2/13/23	Bonsall Reservoir - Appraisal for Rental & Sale of Property. Beck Reservoir - Apparials for Sale of Property.		$ 7,000.00	$ 7,000.00
					Unspecified		$ 23,000.00	$ -
					TOTALS:	$ 30,000	$ 7,000.00	$ 7,000.00
Title: On-Call Land Surveying Services, PSA #22-33 | Firm: GIS Surveyors, Inc. (GSI) | Expires: 1/3/2027 | CCO:								
CONTRACT AMOUNT:						$ 100,000		
	Non-CIP	2024-01	Closed	3/28/24	Bonsall Reservoir Staking		$ 4,840.00	$ 4,825.00
					Unspecified		$ 95,160.00	$ -
					TOTALS:	$ 100,000	$ 4,840.00	$ 4,825.00
Title: On-Call Land Surveying Services, PSA #22-34 | Firm: KDM Meridian | Expires: 1/3/2027 | CCO: 50000								
CONTRACT AMOUNT:						$ 150,000		
	CIP	2023-01	Closed	2/9/23	Live Oak Park Bridge - Staking of 8" and 16" Water main.		$ 7,480.00	$ 6,043.00
	Non-CIP	2024-02	Closed	2/9/24	Kendall Farms Staking		$ 10,000.00	$ 10,000.00
	CIP	2024-03	Closed	4/25/24	Dentro De Lomas Pump Station Easement Staking		$ 7,500.00	$ 5,880.00
	CIP	2025-04	Open	3/4/25	Morro Tank monitoring (PN:600097)		$ 34,400.00	$ 12,400.00
	CIP	2025-05	Open	5/29/25	Gopher Pump Station Project Survey (PN:600094)		$ 8,500.00	$ 6,086.50
	CIP	2025-06	Open	8/6/25	Emergency NN Pipeline Replacement Project Survey (PN:800061)		$ 10,225.00	
					Unspecified		$ 71,895.00	$ -
					TOTALS:	$ 145,000	$ 73,105.00	$ 40,409.50
Title: On-Call Land Surveying Services, PSA #22-35 | Firm: Right-of-Way Eng. | Expires: 1/3/2027 | CCO: 50,000								
CONTRACT AMOUNT:						$ 150,000		
	Non-CIP	2023-01	Closed	2/1/23	Genista Place - Staking of existing utility easements.		$ 2,860.00	$ 2,450.00
	Non-CIP	2023-02	Closed	2/6/23	Via Monserate/Ramona - Staking of existing utility easements.		$ 5,550.00	$ 2,692.34
	Non-CIP	2023-03	Closed	2/28/23	Via Mariposa - Staking of existing easment.		$ 2,970.00	$ 2,545.00
	Non-CIP	2023-04	Closed	8/9/23	Maravilla Lane - Staking of existing pipeline.		$ 6,750.00	$ 5,908.70
	CIP	2024-05A	Open	8/7/24	Camino Del Ray Water Line Survey (PN: 600026)		$ 31,980.00	$ 29,395.00
	CIP	2024-06	Open	8/27/24	FPUD Olive Hill Lane to RMWD Olive Hill Lane (PN: 600092)		$ 3,380.00	$ 3,352.48
	CIP	2024-07A	Open	10/24/24	FPUD Maravilla Drive to RMWD Maravilla Drive (PN: 600091)		$ 10,190.00	$ 4,910.00
					Unspecified		$ 86,320.00	$ -
					TOTALS:	$ 150,000	$ 63,680.00	$ 51,253.52
Title: On-Call Geotechnical Services, PSA #22-36 | Firm: Atlas Tech Consultants| Expires: 1/6/2027 | CCO: 50,000								
CONTRACT AMOUNT:						$ 150,000		
	Non-CIP	2023-01	Open	2/21/24	Morro Tank Movement		$ 42,550.00	$ 21,221.50
					Unspecified		$ 107,450.00	$ -
					TOTALS:	$ 150,000	$ 42,550.00	$ 21,221.50

AS-NEEDED CONTRACT EXPENDITURES REPORT
August 2025

CONTRACT INFO	FUND SOURCE	ASSIGN. NO.	STATUS	DATED	DESCRIPTION	CONTRACT AMOUNT	AUTHORIZED ASSIGNMENT	INVOICED TO DATE
Title: On-Call Geotechnical Services, PSA #22-37 | Firm: Leighton Consultants | Expires: 1/6/2027 | CCO:50,000								
CONTRACT AMOUNT:						$ 150,000		
	CIP	2024-01A	Closed	10/28/24	West Lilac, Rancho Amigos, & Dentro Pump Stations		$ 84,177.00	$ 65,212.46
	CIP	2025-02	Open	8/6/25	Emergency NN Pipeline Replacement Geotechnical Support (PN:800061)		$ 27,200.00	
					Unspecified		$ 38,623.00	$ -
					TOTALS:	$ 150,000	$ 111,377.00	$ 65,212.46
Title: On-Call Geotechnical Services, PSA #22-38 | Firm: Ninyo & Moore | Expries: 1/6/2027 | CCO:								
CONTRACT AMOUNT:						$ 100,000		
	CIP	2023-01	Closed	4/4/23	Sumac Communication Tower Photovoltaic & Battery System -		$ 9,732.00	$ 562.50
	CIP	2025-02	Open	6/4/25	Gopher Pump Stations Materials an Geotechnical Testing		$ 9,725.00	
					Unspecified		$ 80,543.00	$ 562.50
					TOTALS:	$ 100,000	$ 19,457.00	$ 562.50
Title: On-Call Construction Management & Insp. Services, PSA #23-04 | Firm: Acrostic | Expires: 5/23/26 | CCO:								
CONTRACT AMOUNT:						$ 100,000		
	CIP	2024-01	Closed	3/22/24	District wide Construction Management Services		$ 100,000.00	$ 46,987.50
					Unspecified		$ -	$ -
							$ 100,000.00	$ 46,987.50
Title: On-Call Construction Management & Insp. Services, PSA #23-05 | Firm: Ardurra | Expires: 5/23/26 | CCO: (75,000)								
CONTRACT AMOUNT:						$ 25,000		
					Unspecified		$ 25,000.00	$ -
					TOTALS:	$ 25,000	$ 25,000.00	$ -

AS-NEEDED CONTRACT EXPENDITURES REPORT
August 2025

CONTRACT INFO	FUND SOURCE	ASSIGN. NO.	STATUS	DATED	DESCRIPTION	CONTRACT AMOUNT	AUTHORIZED ASSIGNMENT	INVOICED TO DATE
Title: On-Call Construction Management & Insp. Services, PSA #23-06 | Firm: Valley CM | Expires: 5/23/27 | CCO:100,000								
CONTRACT AMOUNT:						$ 200,000		
	Non-CIP	2023-01	Open	8/2/23	District staff support with coordination & logistics in finalizing the Standard Specifications and Drawings.		$ 18,500.00	$ 16,095.00
	Both	2023-02A	Open	8/4/23	Inspection support services on various District projects.		$ 81,500.00	$ 79,500.00
	Various CIP	2025-03	Open	5/29/25	Construction Management and Inspection Services as-needed		$ 100,000.00	
					Unspecified		$ -	$ -
					TOTALS:	$ 200,000	$ 200,000.00	$ 95,595.00
Title: On-Call Enviromental Services, PSA #23-07 | Firm: Helix | Expires: 5/23/27 | CCO: 50,000								
CONTRACT AMOUNT:						$ 150,000		
	Non-CIP	2023-01	Closed	8/4/23	Nesting bird surveys for upcoming tree trimming at District headquarters.		$ 2,025.00	$ 652.50
	600013	2023-02	Closed	8/17/23	Environmental compliance support for the West Lilac, Rancho Amigas, & Dentro de Lomas Pump Station project.		$ 6,240.00	$ 5,880.00
	530001	2023-03	Closed	10/24/23	LS-1 Replacement environmental compliance support services		$ 43,711.00	$ 31,509.06
	600013	2024-04	Closed	1/12/24	Pump Stations Bird Surveys		$ 3,200.00	$ 3,151.30
	Non-CIP	2024-05A	Closed	3/19/24	Bird Nesting Surveys Canonita Tank & HQ B-Plant		$ 3,155.01	$ 3,866.78
	Non-CIP	2024-06	Closed	4/18/24	Environmental Beck Reservoir		$ 4,262.00	$2,403.14
	Various CIP	2024-07A	Open	8/1/24	Year 1 CIP Categorical Exemptions		$ 15,290.00	$11,586.25
	Non-CIP	2025-08A	Open	7/8/25	Bird Nesting Survey Huntley Gomez Pump Station		$ 1,679.00	$0.00
					Unspecified		$ 70,437.99	$ -
					TOTALS:	$ 150,000	$ 79,562.01	$ 59,049.03
Title: On-Call Enviromental Services, PSA #23-08 | Firm: RECON | Expires: 5/23/27 | CCO: ($25,000)								
CONTRACT AMOUNT:						$ 75,000		
	Non-CIP	2025-01	Closed	4/1/25	Morro Tank Bird Nesting Survey		$ 1,406.00	$ 1,406.00
	Non-CIP	2025-02	Closed	5/21/25	Pankey Easement Bird Nesting Survey		$ 2,560.00	
	Non-CIP	2025-03A	OPEN	7/1/25	Canonita, Vallecitos, Gopher Canyon, Moosa Bridge, Sewer Easement & Camino Del Rey Bridge Bird Nesting Survey		$ 4,971.00	$ 4,962.00
					Unspecified		$ 66,063.00	$ -
					TOTALS:	$ 75,000	$ 8,937.00	$ 6,368.00

RAINBOW
MUNICIPAL WATER DISTRICT
ESTABLISHED 1953

SEWER EQUIVALENT DWELLING UNITS (EDUs) STATUS REPORT
August 2025

STATUS SUMMARY	EDUs	
Total Treatment Capacity Purchased from Oceanside	8,333	
Less 5% Contractual Allowance	417	
EDUs Set Aside by Board for Emergencies	60	
EDUs Connected	6,289	*
EDUs Unconnected/Committed	168	
Total EDUs Available for Purchase:	**1,400**	

DEVELOPMENTS WITH UNCONNECTED/COMMITTED EDUs	EDUs	CAPACITY FEES / CFD Bonds
Bonsall Oaks (Polo Club) - 164 (SF/Other)	131	$ 1,453,560
Citro (fka Meadowood) - 947 (SF/MF/Other)	36	$ -
Other Development w/5 or less EDUs - (SF & Other)	1	$ -
TOTAL UNCONNECTED:	**168**	**$ 1,453,560**

Notes:

***There is a delay between connections and new account activations.**

1. Bonsall Oaks paid initial 50% of Sewer Capacity Fees. The remaining 50% $1,453.560 is due prior to issuance of building permits.

2. CITRO Annexation Agreement 4/30/20 - Sewer Capacity $10.5M to be paid by CFD bonds. Received $8M payment from CFD bonds on 8/18/22. Received remaining $2.5M payment from CFD bonds on 9/20/23.

3. PER SEWER AGREEMENT UNCONNECTED FEES DEFERRED UNTIL 5/2017. PROJECT ON HOLD. Per Jake, returning all 96.57 EDU's back to the available amount - 3/11/2025

RAINBOW
MUNICIPAL WATER DISTRICT

BOARD INFORMATION

Item No. 11.D

BOARD OF DIRECTORS

September 23, 2025

SUBJECT

FINANCE REPORT FOR JULY 2025

DESCRIPTION

Summary:

Water Sales:
FY 25/26 Budget - 11,000 AF
Actual July FYTD 25/26 1,095 AF
Actual July FYTD 24/25 1,192 AF
Actual July FYTD 23/24 998 AF
Actual July FYTD 22/23 1,774 AF

July FYTD 2025/2026 Budget vs Actual:
Water Operating Revenues through July 2025 came in at $4.4M or 9% above the budgeted amount for this time of year, mostly due to the higher-than-average water demands for July as noted in the "Water Purchases" section below. The gain in revenue from water sales is offset slightly by a timing variance due to RTS charges placed on property taxes by the District not being received until mostly in the December through May time period. Water Operating Expenses are at $3.5M and 10% above the budgeted amount for this time of year due to the increased volume of imported water purchases stemming from higher sales. Net Operating Water Revenue was $0.9M or 6% above the budgeted amount through the first month of operating activity. The District spent $10 thousand on capital projects, or 0.1% of the annual budget through the same period. Water Net Non-Operating Revenues are ($2.2)M or 42% of the current year budget, driven by debt service payments.

Wastewater Operating Revenues through July 2025 came in at $532 thousand or 9% above the budgeted amount for this time of year. Wastewater Operating Expenses are at $247 thousand or 5% below the budgeted amount for this time of year due mostly from the timing of expenses. Net Operating Wastewater Revenue was $285 thousand or 21% above the budgeted amount through the tenth month of operating activity. Capital project had no significant spending though July, as projects are in preliminary stages. The district started work on Rancho Monserate, Rancho Viejo LS & HQ B-Plant Emergency Generators. Most of the Wastewater CIP budget stems from amounts approved in previous years that have been carried forward.

Staff completed their work with the outside auditors, completed the annual audit and the Annual Comprehensive Financial Report by the end of February and submitted the report to the GFOA.

Treasury Report:
The District's total portfolio at the end of July 2025 was $23.2M with the unrestricted portion totaling $18.4M, and $4.9M in remaining restricted proceeds from US Bank $10M loan dedicated to covering CIP expenses for FY26 budgeted projects. This is an increase from the unrestricted portfolio balance of $17.3M in June 2025.

The increase in the unrestricted portion is due to increased water sales. The graph below depicts the historical unrestricted portfolio balances compared to the new reserve targets adopted in June 2024.

The District received interest revenue in the amount $35 thousand for July, not including interest on restricted debt service reserves, compared to $66 thousand for the same period last year. The CAMP investment yield is currently 4.42% and LAIF is 4.3%. As liquidity is of primary concern over the next year due to higher debt service amounts, no funds will be reinvested beyond the District's most liquid and safe options (CAMP, Money Market, LAIF) until reserves amounts have substantially increased. Fortunately, these immediately available investment options still have higher interest rates than longer term options.

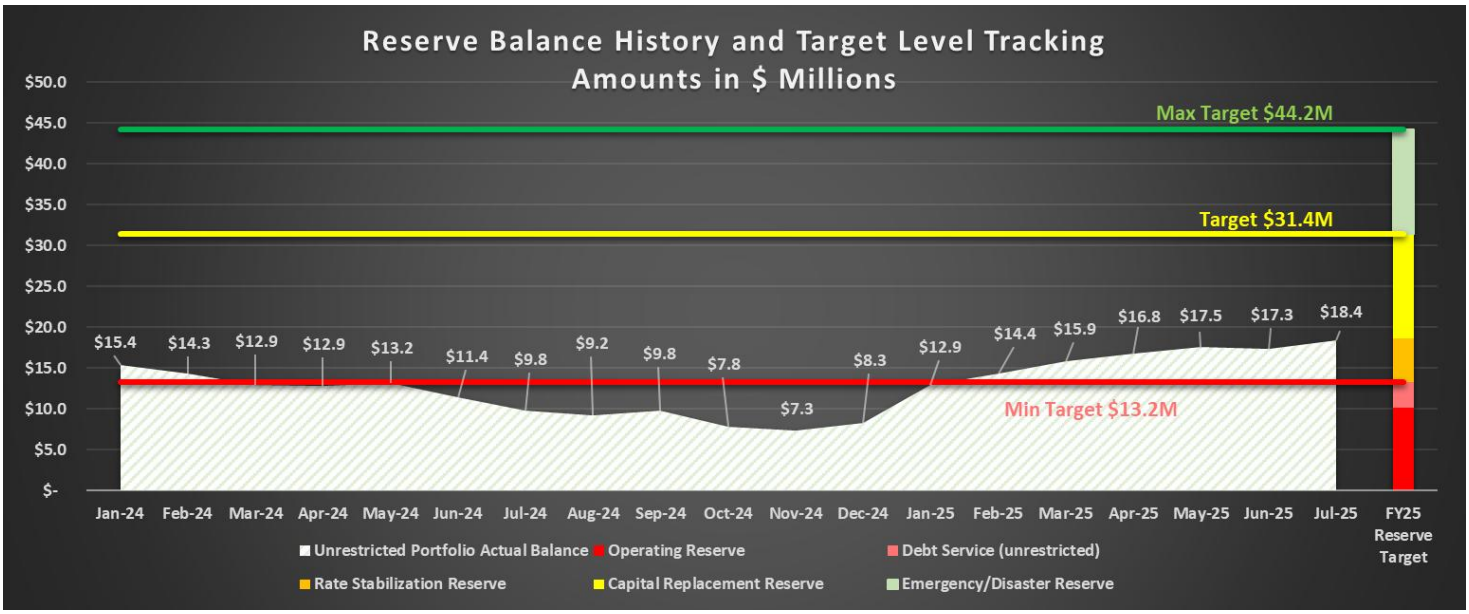

Water Purchases & Water Sales:
The Five-Year Water Purchases Demand Chart (Attachment D) reports imported water purchases; this data is available in real time. System demand for the current fiscal year totaled 1,519 AF through July, or 9% below the system demand at the same time last year, and 1% above the water purchases budget for this time of year based on the average 5-year demand trend through July.

The District recorded 1,095 AF in water sales through July for FY25 compared to 1,192 AF in sales for FY25 for the same period, or 8% lower than prior year due to little less hotter and less dryer weather this summer compared to last year. The Water Sales Summary Report (Attachment E) represents water that was billed to customers, so the data is time delayed in comparison to the Five-Year Water Purchases Demand Chart. These two reports will not correlate unless they are both presented for the same date; we provide the purchases report in real time to provide the board with the most current demand information available.

Monthly Call Volume:
The call volume for July was 831 calls to customer service with an average hold time of 57 seconds and an average talk time of 4 minutes and 24 seconds. The max time in queue in July was 9 minutes and 20 seconds. See the chart below for the comparison of call statistics over the last 12 months.

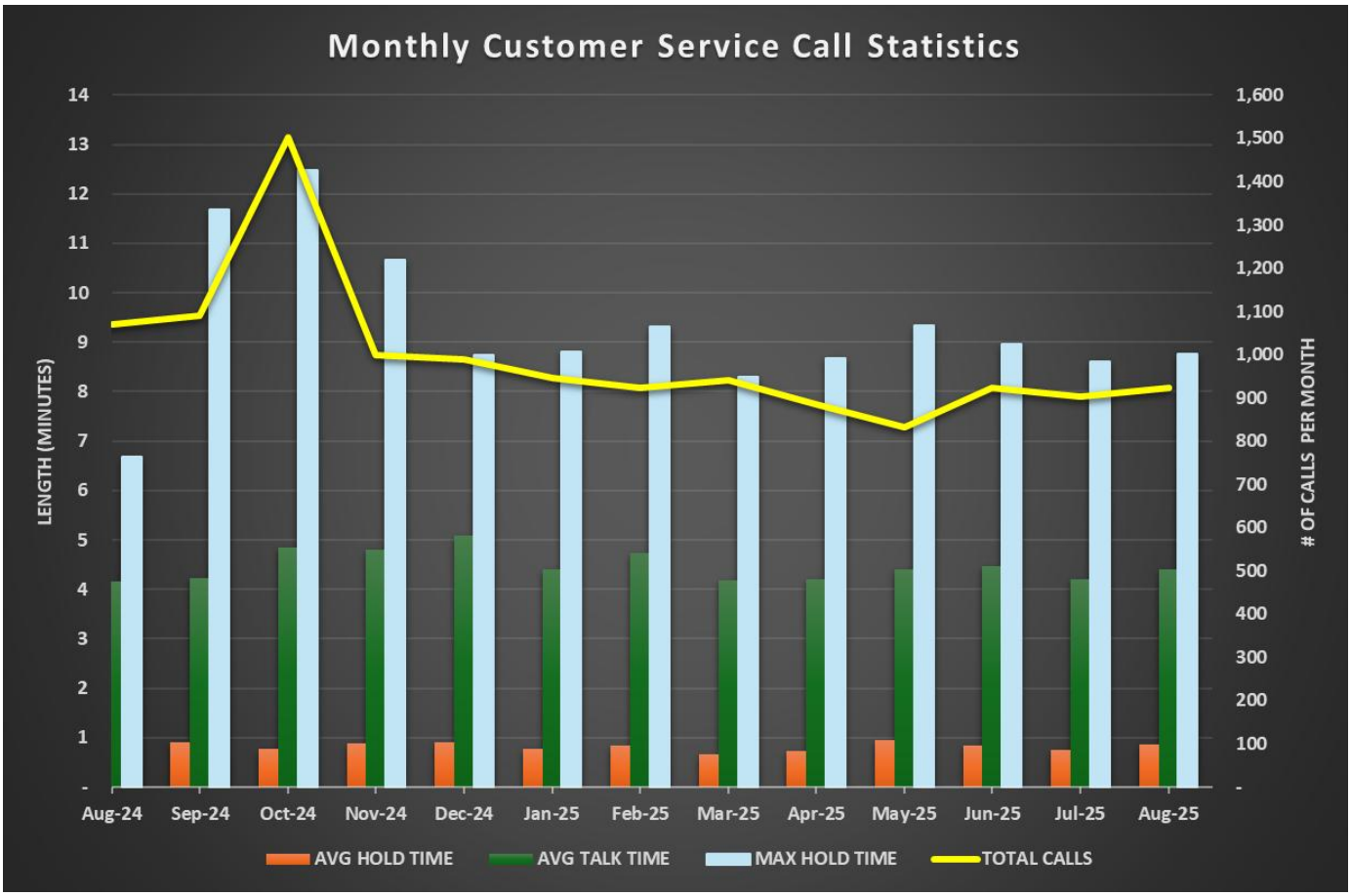

Attachments:

A. Budget vs Actuals (July FY25)
B. CIP Budget to Actuals (July FY25)
C. Treasury Report (July FY25)
D. Five-Year Water Purchases Demand Chart (through 8/01/2025)
E. Water Sales Summary (July FY25)
F. Check Register (July FY25)
G. Directors' Expense Report (July FY25)
H. Credit Card Breakdown (July FY25)
I. RMWD Properties

Konstantin Shilkov
Finance Manager/CFO

September 23, 2025

Rainbow Muncipal Water District
Operating Budget Summary by Fund
NET OPERATING INCOME

Description	FY 2025 Adopted Budget	FY 2025 Actuals YTD 6/30/2025	FY 2026 Actuals YTD 7/31/2025	Current $ (Under)/Over Full Year Budget	Current % of Full Year Budget	FY 2026 Adopted Budget
Water Operating & Non-Operating Fund						
Water Operating Revenues	$ 47,169,042	$ 53,151,613	$ 4,401,397	$ (45,038,820)	9%	49,440,217
Water Operating Expenses	36,353,734	37,831,683	$ 3,529,906	(32,267,140)	10%	35,797,046
Water Fund Net Operating Revenue	**$ 10,815,308**	**$ 15,319,930**	**$ 871,491**	**$ (12,771,680)**	**6%**	**13,643,171**
Water Non-Operating Revenues	$ 1,364,577	$ 1,230,726	$ 34,657	$ (1,061,629)	3%	1,096,286
Water Non-Operating Expenses	4,140,069	2,236,559	2,236,559	(4,104,071)	35%	6,340,630
Water Fund Net Non-Operating Revenue	**$ (2,775,492)**	**$ (1,005,833)**	**$ (2,201,902)**	**$ 3,042,442**	**42%**	**(5,244,344)**
WATER NET REVENUE	**$ 8,039,816**	**$ 14,314,096**	**$ (1,330,411)**	**$ (9,729,238)**	**-16%**	**8,398,827**
Wastewater Operating & Non-Operating Fund						
Wastewater Operating Revenues	5,326,981	5,581,798	532,166	(5,487,122)	9%	6,019,288
Wastewater Operating Expenses	4,777,396	4,596,894	247,169	(4,400,015)	5%	4,647,183
Wastewater Fund Net Operating Revenue	**$ 549,585**	**$ 984,903**	**$ 284,997**	**$ (1,087,108)**	**21%**	**1,372,105**
Wastewater Non-Operating Revenues	715,935	202,154	5,325	(195,975)	3%	201,300
Wastewater Non-Operating Expenses	3,030,380	1,926,806	0	(1,070,724)	0%	1,070,724
Wastewater Fund Net Non-Operating Revenue	**$ (2,314,445)**	**$ (1,724,652)**	**$ 5,325**	**$ 874,749**	**-1%**	**(869,424)**
WASTEWATER NET REVENUE	**$ (1,764,859)**	**$ (739,749)**	**$ 290,322**	**$ (212,358)**	**58%**	**502,681**
WATER & WASTEWATER NET REVENUE	**$ 6,274,956**	**$ 13,574,347**	**$ (1,040,088)**	**$ (9,941,596)**	**-12%**	**8,901,508**

% of Annual Budget

12% Water Purchases/Sales based on historical average

8% Fixed Fee Revenue & Expenses are based on time

Rainbow Muncipal Water District

Water Fund Operating Budget Summary

Water Operating

Description	FY 2025 Adopted Budget	FY 2025 Actuals YTD 6/30/2025	FY 2026 Actuals YTD 7/31/2025	Current $ (Under)/Over Full Year Budget	Current % of Full Year Budget	FY 2026 Adopted Budget
Operating Revenues						
Water Sales	$ 46,849,876	$ 52,863,637	$ 4,377,848	$ (44,733,630)	9%	$ 49,111,478
Other Water Services	319,166	287,976	$ 23,549	(305,190)	7%	328,739
Total Operating Revenues	**$ 47,169,042**	**$ 53,151,613**	**$ 4,401,397**	**$ (45,038,820)**	**9%**	**$ 49,440,217**
Operating Expenses						
Purchased Water	19,737,602	22,397,190	2,080,689	(16,192,589)	11%	18,273,278
Pumping	1,540,170	1,479,846	129,455	(1,658,220)	7%	1,787,675
Operations	3,434,169	3,054,995	177,213	(2,588,563)	6%	2,765,776
Valve Maintenance	437,545	449,973	31,021	(406,301)	7%	437,322
Construction	3,274,064	3,278,478	151,453	(3,297,686)	4%	3,449,139
Meters	989,009	951,705	63,504	(955,595)	6%	1,019,099
General Fund Transfer	6,941,176	6,219,496	896,570	(7,168,187)	11%	8,064,757
Total Operating Expenses	**$ 36,353,734**	**$ 37,831,683**	**$ 3,529,906**	**$ (32,267,140)**	**10%**	**$ 35,797,046**
NET OPERATING REVENUE	**$ 10,815,308**	**$ 15,319,930**	**$ 871,491**	**$ (12,771,680)**	**6%**	**$ 13,643,171**
Non-Operating Revenues						
Investment Income	460,734	596,913	34,657	(431,449)	7%	466,106
Property Tax Revenue	588,924	578,333	-	(612,481)	0%	612,481
Other Non-Operating Revenue	314,919	55,480	-	(17,699)	0%	17,699
Total Non-Operating Revenues	**$ 1,364,577**	**$ 1,230,726**	**$ 34,657**	**$ (1,061,629)**	**3%**	**$ 1,096,286**
Non-Operating Expenses						
Debt Service (Principal & Interest)	4,140,069	2,236,559	2,236,559	(4,104,071)	35%	**6,340,630**
Total Non-Operating Expenses	**$ 4,140,069**	**$ 2,236,559**	**$ 2,236,559**	**$ (4,104,071)**	**35%**	**$ 6,340,630**
NET NON-OPERATING REVENUE	**$ (2,775,492)**	**$ (1,005,833)**	**$ (2,201,902)**	**$ 3,042,442**	**42%**	**$ (5,244,344)**
NET REVENUE	**$ 8,039,816**	**$ 14,314,096**	**$ (1,330,411)**	**$ (9,729,238)**	**-16%**	**$ 8,398,827**
	10,000 AF					11,000AF

Rainbow Muncipal Water District
Wastewater Fund Operating Budget Summary

Description	FY 2025 Adopted Budget	FY 2025 Actuals YTD 6/30/2025	FY 2026 Actuals YTD 7/31/2025	Current $ (Under)/Over Full Year Budget	Current % of Full Year Budget	Budget as of 07/31/2025	Over/(Under) as of 07/31/2025	FY 2026 Adopted Budget
Operating Revenues								
Wastewater Revenues	$ 5,325,381	$ 5,580,448	$ 532,166	$ (5,485,522)	9%	$ 501,474	$ 30,692	$ 6,017,688
Other Revenues	1,600	1,350	0	(1,600)	0%	$ 133	$ (133)	1,600
Total Operating Revenues	**$ 5,326,981**	**$ 5,581,798**	**$ 532,166**	**$ (5,487,122)**	**9%**	**$ 501,607**	**$ 30,558**	**$ 6,019,288**
Operating Expenses								
Total Payroll Expenses	868,679	821,084	48,785	(782,762)	6%	$ 69,296	$ (20,511)	831,547
Total Maintenance & Supply	2,280,540	2,316,917	60,848	(2,517,634)	2%	$ 214,874	$ (154,026)	2,578,482
General Fund Transfer	1,628,177	1,458,894	137,536	(1,099,618)	11%	$ 103,096	$ 34,440	1,237,154
Total Operating Expenses	**$ 4,777,396**	**$ 4,596,894**	**$ 247,169**	**$ (4,400,015)**	**5%**	**$ 387,265**	**$ (140,097)**	**$ 4,647,183**
NET OPERATING REVENUE	**549,585**	**984,903**	**284,997**	**(1,087,108)**	**21%**	**114,342**	**170,655**	**1,372,105**
Non-Operating Revenues								
Investment Income	104,885	108,680	5,325	(104,675)	5%	$ 9,167	$ (3,842)	110,000
Property Tax Revenue	86,050	83,716	-	(91,300)	0%	$ 7,608	$ (7,608)	91,300
Grants Revenue	525,000	6,186	-	-	0%	$ -	$ -	-
Other Non-Operating Revenue	-	3,572	-	-	0%	$ -	$ -	-
Total Non-Operating Revenues	715,935	202,154	5,325	(195,975)	3%	16,775	(11,450)	**201,300**
Non-Operating Expenses								
Oceanside- Prior Period Wastewater Treatment	1,926,806	160,567	-	-	0%	$ -	$ -	-
Oceanside - Contribution to Repl. Reserve	440,553	-	-	(407,703)	0%	$ 33,975	$ (33,975)	407,703
Debt Service (Principal & Interest)	663,021	-	-	(663,021)	0%	$ 55,252	$ (55,252)	663,021
Total Non-Operating Expenses	3,030,380	160,567	-	(1,070,724)	0%	89,227	(89,227)	**1,070,724**
NET NON-OPERATING REVENUE	**$ (2,314,445)**	**$ 41,587**	**$ 5,325**	**$ 874,749**	**-1%**	**$ (72,452)**	$ 77,777	**$ (869,424)**
NET REVENUE	**$ (1,764,859)**	**$ 1,026,490**	**$ 290,322**	**$ (212,358)**	**58%**	**$ 41,890**	$ 248,432	**$ 502,681**

Rainbow Muncipal Water District
General Fund Operating Budget Summary

General Operating

Description	FY 2025 Adopted Budget	FY 2025 Actuals YTD 6/30/2025	FY 2026 Actuals YTD 7/31/2025	Current $ (Under)/Over Full Year Budget	Current % of Full Year Budget	FY 2026 Adopted Budget
Operating Revenues						
Water Overhead Transfer	$ 6,941,176	$ 6,219,496	$ 896,570	$ (7,168,187)	11%	$ 8,064,757
Wastewater Overhead Transfer	1,628,177	1,458,894	137,536	(1,099,618)	11%	1,237,154
Other General Fund Revenue	901,360	789,398	63,600	(762,546)	8%	826,146
Total Operating Revenues	**$ 9,470,713**	**$ 8,467,788**	**$ 1,097,707**	**$ (9,030,351)**	**11%**	**$ 10,128,058**
Operating Expenses						
Board of Directors	$ 63,843	$ 44,668	$ 5,090	$ (55,035)	8%	$ 60,125
Garage	637,432	668,265	44,838	(659,982)	6%	704,820
Administration	1,582,264	1,357,765	129,073	(1,439,177)	8%	1,568,250
Human Resources	569,692	553,081	27,284	(525,048)	5%	552,332
Risk Management	780,380	728,819	246,643	(682,847)	27%	929,490
IT Services	1,656,902	1,355,629	358,777	(1,221,746)	23%	1,580,523
Public Relations	186,865	136,174	13,067	(201,192)	6%	214,259
Finance	1,332,670	1,132,603	72,280	(1,052,299)	6%	1,124,579
Customer Service	738,937	765,940	53,140	(836,456)	6%	889,596
Engineering	896,730	880,449	47,795	(931,289)	5%	979,084
CalPERS UAL Payment	1,025,000	829,828	94,926	(1,430,074)	6%	1,525,000
Other Post Employment Benefits	0	14,567	4,794	4,794	0%	0
Total Operating Expenses	**$ 9,470,713**	**$ 8,467,788**	**$ 1,097,707**	**$ (9,030,351)**	**11%**	**$ 10,128,058**
CHANGE IN NET POSITION	**$ -**	**$ -**	**$ -**	**$ -**	**$ -**	**$ -**

Water Capital Projects - FY25 Budget to Actuals through July 2025

Project #	Project Name	PY Adjusted Budget - FY25	Prior Year Actual (FY25)	PY Remaining Budget - FY25	Carryforward Remaining Budget Balance from PY ?	Carryforward Amount of Remaining Budget From PY	CY Adopted Budget	CY Budget Adjustments	**Amended Budget w/ PY Carryforward**	**Year-to-Date** Expended 07-31-25	**Remaining Budget**
		FY 24/25	FY 24/25	FY 24/25	FY 24/25	FY 24/25	FY 25/26	FY 24/25	**FY 25/26**	**FY 25/26**	**FY 25/26**
600003	San Luis Rey Imported Return Flow Recovery	$ 152,328	$ 10,121	$ 142,207	Yes	$ 142,207	$ -				$ -
600007	Pressure Reducing Stations	$ 150,000	$ -	$ 150,000	Yes	$ 150,000					$ -
600009	Isolation Valve Installation Program	$ 150,000	$ 157,803	$ (7,803)	Yes	$ (7,803)	$ 250,000		$ 242,197		$ 242,197
600013	Hutton/Rancho Amigos (Turner)/Dentro Pump Stations	$ 4,532,689	$ 4,400,057	$ 132,632	Yes	$ 132,632	$ -		$ 132,632		$ 132,632
600026	Camino Del Rey Waterline Relocation	$ 100,000	$ 34,118	$ 65,882	Yes	$ 65,882	$ 25,000		$ 90,882	$ 374	$ 90,508
600030	Corrosion Prevention Program Development and Implementation	$ -	$ 4,044	$ (4,044)	Yes	$ (4,044)	$ -		$ -		$ -
600043	Eagles Perch Water Pipeline Improvements	$ -	$ -	$ -	No	$ -	$ 150,000	$ -	$ 150,000		
600058	Electrical Panel Switches	$ 200,000	$ 43,408	$ 156,592	Yes	$ 156,592	$ 400,000		$ 556,592	$ 1,672	$ 554,921
600088	SDCWA Connections 1, 8, 9 & 10 Acquisition	$ 750,000	$ 728,501	$ 21,499	Yes	$ 21,499			$ 21,499		$ 21,499
600089	SDCWA Connections 3, 6, 7, 11, & 12 Interim Decommissioning		$ 14,240	$ (14,240)	Yes	$ (14,240)			$ -		$ -
400001	Master Plans (Water & Waste Water)	$ -		$ -	Yes	$ -	$ 750,000		$ 750,000		$ 750,000
600091	FPUD Maravilla to RMWD Maravilla (Morro Tank) (750 LF, in-house construction)	$ 209,125	$ 24,966	$ 184,159	Yes	$ 184,159			$ 184,159		$ 184,159
600092	FPUD Olive Hill to RMWD Olive Hill (Morro Reservoir) (840 LF, in-house construction)	$ 235,000	$ 100,894	$ 134,106	Yes	$ 134,106			$ 134,106		$ 134,106
600093	La Canada Pipeline Replacement and Pressure Reduction from Hillrise Rd. to Via Monserate (4,000 LF, in-house construction)	$ 100,000	$ 60,666	$ 39,334	Yes	$ 39,334	$ 1,150,000		$ 1,189,334	$ 401	$ 1,188,933
600094	Gopher Skid Pump Station	$ 710,000	$ 25,322	$ 684,678	Yes	$ 684,678			$ 684,678	$ 1,047	$ 683,631
600096	Gopher Canyon Pipeline Extension (FY25)	$ 275,000	$ 258,544	$ 16,456	Yes	$ 16,456			$ 16,456		$ 16,456
600105	Morro Tank Rehabilitation	$ 100,000	$ -	$ 100,000	Yes	$ 100,000			$ 100,000		$ 100,000
600114	Turner Tank Interior/Exterior Coating (4M Gallons)			$ -			$ 375,000		$ 375,000		
600115	Gopher Canyon Tank Interior/Exterior Coating (4M Gallons)			$ -			$ 375,000		$ 375,000		
600116	Fall Protection Replacement @ Morro Tank and Out-of-Service Concrete Tank			$ -			$ 75,000		$ 75,000	$ 287	
N/A	Vehicle/Equipment Acquisition	$ 150,000	$ 170,407	$ (20,407)	Yes	$ (20,407)	$ 450,000		$ 429,593		$ 429,593
Total		**$ 7,814,142**	**$ 6,033,093**	**$ 1,781,049**	**$ -**	**$ 1,781,049**	**$ 4,000,000**	**$ -**	**$ 5,507,127**	**$ 3,780**	**$ 4,528,633**
		97,165	7,891.31	89,274							
	= Financed in part or whole by the $10M US Bank Loan (dated 5-1-24)	$ 7,911,307	$ 6,040,985	$ 1,870,323							

Wastewater Capital Projects - FY25 Budget to Actuals through July 2025

Project #	Project Name	PY Adjusted Budget - FY25	Prior Year Actual (FY25)	PY Remaining Budget - FY25	Carryforward Remaining Budget Balance from PY ?	Carryforward Amount of Remaining Budget From PY	CY Adopted Budget	CY Budget Adjustments	**Amended Budget w/ PY Carryforward**	**Year-to-Date** Expended 07-31-25	**Remaining Budget**
		FY 24/25	FY 24/25	FY 24/25	FY 24/25	FY 24/25	FY 25/26	FY 24/25	**FY 25/26**	**FY 25/26**	**FY 25/26**
530001	Thoroughbred Lane Lift Station and Pipeline Repair (LS1 Replacement)	$ -	$ -	$ -	No	$ -	$ -	$ -			$ -
TBD	North River Road Sewer Replacement								$ 50,000	$ -	
530023	Rancho Monserate, Rancho Viejo LS & HQ B-Plant Emergency Generators	$ 525,000	$ 11,324	$ 513,676	Yes	$ 513,676	$ 1,075,000	$ -	$ 1,588,676	$ 147	$ 1,588,529
Total		**$ 525,000**	**$ 11,324**	**$ 513,676**	**$ -**	**$ 513,676**	**$ 1,075,000**	**$ -**	**$ 1,638,676**	**$ 147**	**$ 1,588,529**

General Capital Projects - FY25 Budget to Actuals through July 2025

		PY Adjusted Budget - FY25	Prior Year Actual (FY25)	PY Remaining Budget - FY25	Carryforward Remaining Budget Balance from PY ?	Carryforward Amount of Remaining Budget From PY	CY Adopted Budget	CY Budget Adjustments	**Amended Budget w/ PY Carryforward**	**Year-to-Date** Expended 07-31-25	**Remaining Budget**
Project #	**Project Name**	FY 24/25	FY 24/25	FY 24/25	FY 24/25	FY 24/25	FY 24/25	FY 24/25	**FY 25/26**	**FY 25/26**	**FY 25/26**
300036	EV Charging Stations at HQ	$ -	$ -	$ -	$ -	$ -	$ -	$ -	$ 100,000		
300008	New District Headquarters	$ 500,000	$ 44,071	$ 455,929	Yes	$ 455,929	$ 500,000		$ 955,929	$ 252	$ 955,677
Total		**$ 500,000**	**$ 44,071**	**$ 455,929**	**$ -**	**$ 455,929**	**$ 500,000**	**$ -**	**$ 1,055,929**	**$ 252**	**$ 955,677**

= Financed in part or whole by the $10M US Bank Loan (dated 5-1-24)

General Capital Projects - FY25 Budget to Actuals through July 2025

		PY Adjusted Budget - FY25	Prior Year Actual (FY25)	PY Remaining Budget - FY25	Carryforward Remaining Budget Balance from PY ?	Carryforward Amount of Remaining Budget From PY	CY Adopted Budget	CY Budget Adjustments	**Amended Budget w/ PY Carryforward**	**Year-to-Date** Expended 07-31-25	**Remaining Budget**
Project #	**Project Name**	FY 24/25	FY 24/25	FY 24/25	FY 24/25	FY 24/25	FY 25/26	FY 24/25	**FY 25/26**	**FY 25/26**	**FY 25/26**
400001	Master Plans (Water & Waste Water)	$ 97,165	$ 7,891	$ 89,274	Yes	$ 89,274	$ 750,000		$ 839,274	$ 5,761	$ 833,512
Total		**$ 97,165**	**$ 7,891**	**$ 89,274**	**$ -**	**$ 89,274**	**$ 750,000**	**$ -**	**$ 839,274**	**$ 5,761**	**$ 833,512**

= Financed in part or whole by the $10M US Bank Loan (dated 5-1-24)

RAINBOW MUNICIPAL WATER DISTRICT
TREASURER'S MONTHLY REPORT OF INVESTMENTS
PORTFOLIO SUMMARY
7/31/2025

TYPE	ISSUER	RESTRICTION LEVEL	CUSIP	Bond Rating	Date of Maturity	Par Value	Cost Basis	Market Value*	Interest Rate	Yield to Maturity	Semi-Annual Interest	Days to Maturity
Cash-Operating	US Bank x139	Unrestricted				$ 232,532	$ 232,532	$ 232,532				0
Cash-Oceanside Plant Construction	US Bank x352	Restricted				$ -	$ -	$ -				0
Money Market Funds	First American Government, US Bank	Unrestricted	31846V567			$ 8,347,131	$ 8,347,131	$ 8,347,131				0
Money Market Funds (Debt Reserve)	Western Alliance	Restricted				$ -	$ -	$ -				0
Money Market Funds-Beck Restr (Debt Reserve)	Computershare Corporate Trust 201	Restricted				$ 497,595	$ 497,595	$ 497,595				0
Money Market Funds-Morro Restr (Debt Reserve)	Computershare Corporate Trust 301	Restricted				$ 659,281	$ 659,281	$ 659,281				0
Money Market Funds (Debt Reserve)	39170200 Trust 200	Restricted				$ 103	$ 103	$ 103				0
Money Market Funds (Debt Reserve)	39170300 Trust 300	Restricted				$ 115	$ 115	$ 115				0
Money Market Funds(Debt Reserve)	Zions Bank-D	Restricted				$ 645,010	$ 645,010	$ 645,010				0
Money Market Funds (Debt Reserve)	Zions Bank-E	Restricted				$ 49	$ 49	$ 49				0
Total Cash & Cash Equivalents						$ 10,381,816	$ 10,381,816	$ 10,381,816				
Local Gov't Investment Program												
	California Asset Management Program (CAMP)	Unrestricted	4039-001			$ 10,725,647	$ 10,725,647	$ 10,725,647				
	CAMP - US Bank Loan Proceeds for CIP	Restricted	4039-002			$ 2,094,245	$ 2,094,245	$ 2,094,245				
	Local Agency Investment Fund (LAIF)	Unrestricted				$ 46,420	$ 46,420	$ 46,420				0
Total Local Gov't Investment Program						$ 12,866,312	$ 12,866,312	$ 12,866,312				
US Bank Government Obligations												
											$ -	0
Total Government Obligations						$ -	$ -	$ -				
US Bank Corporate Issues												
Total Corporate Issues						$ -	$ -	$ -				
Investment Portfolio Totals						**$ 23,248,127**	**$ 23,248,127**	**$ 23,248,127**				
Less Restricted Cash for Oceanside Replacement Reserve						$ (974,540)	$ (974,540)	$ (974,540)				
Less Restricted Portfolio						$ (3,896,399)	$ (3,896,399)	$ (3,896,399)				
Total Unrestricted Portfolio						**$ 18,377,189**	**$ 18,377,189**	**$ 18,377,189**				

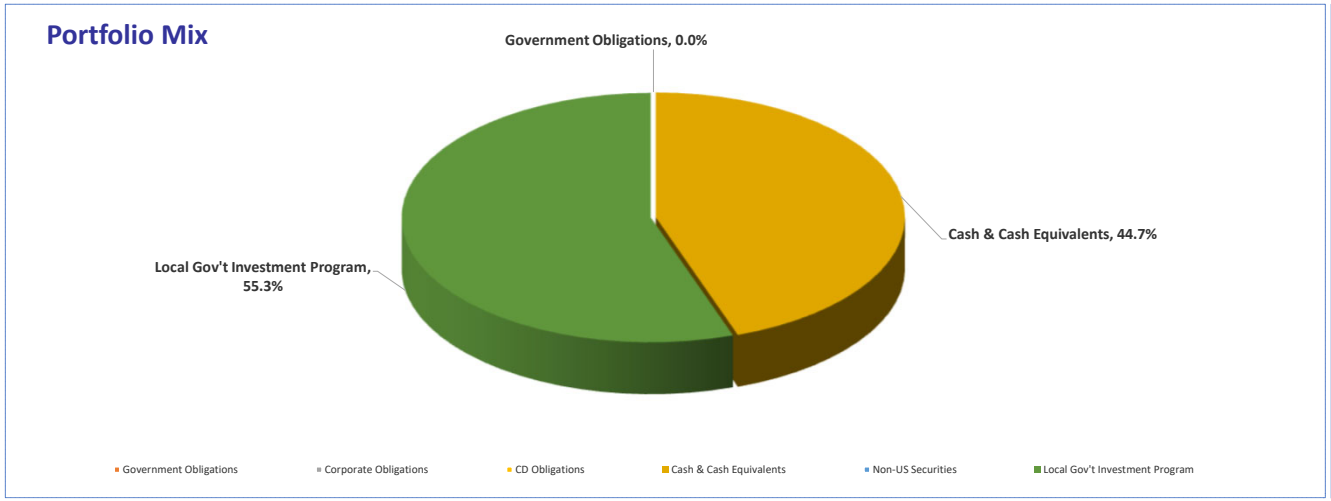

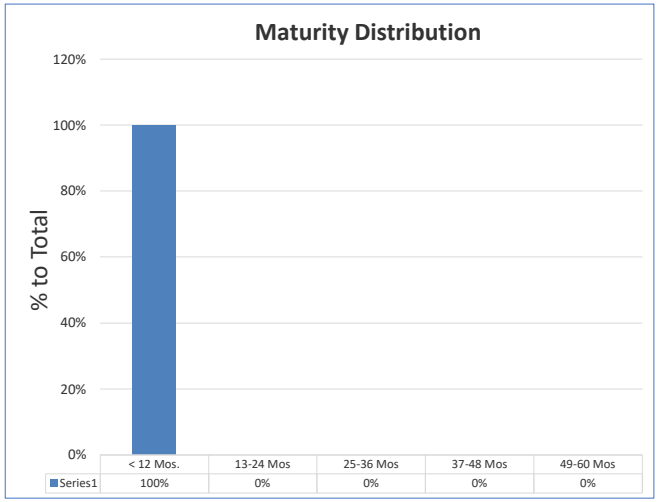

This monthly report accurately reflects all District pooled investments. It is in conformity with the Investment Administrative code section 5.03.080.
The District has sufficient cash flow to meet six months of obligations. The District is in compliance with the current Investment Policy and California Government Code.

Cathy Lundell 9/17/2025
Cathy Lundell - Accounting Specialist

*Source of Market Value - US Bank monthly statements

System Demands Comparison Chart

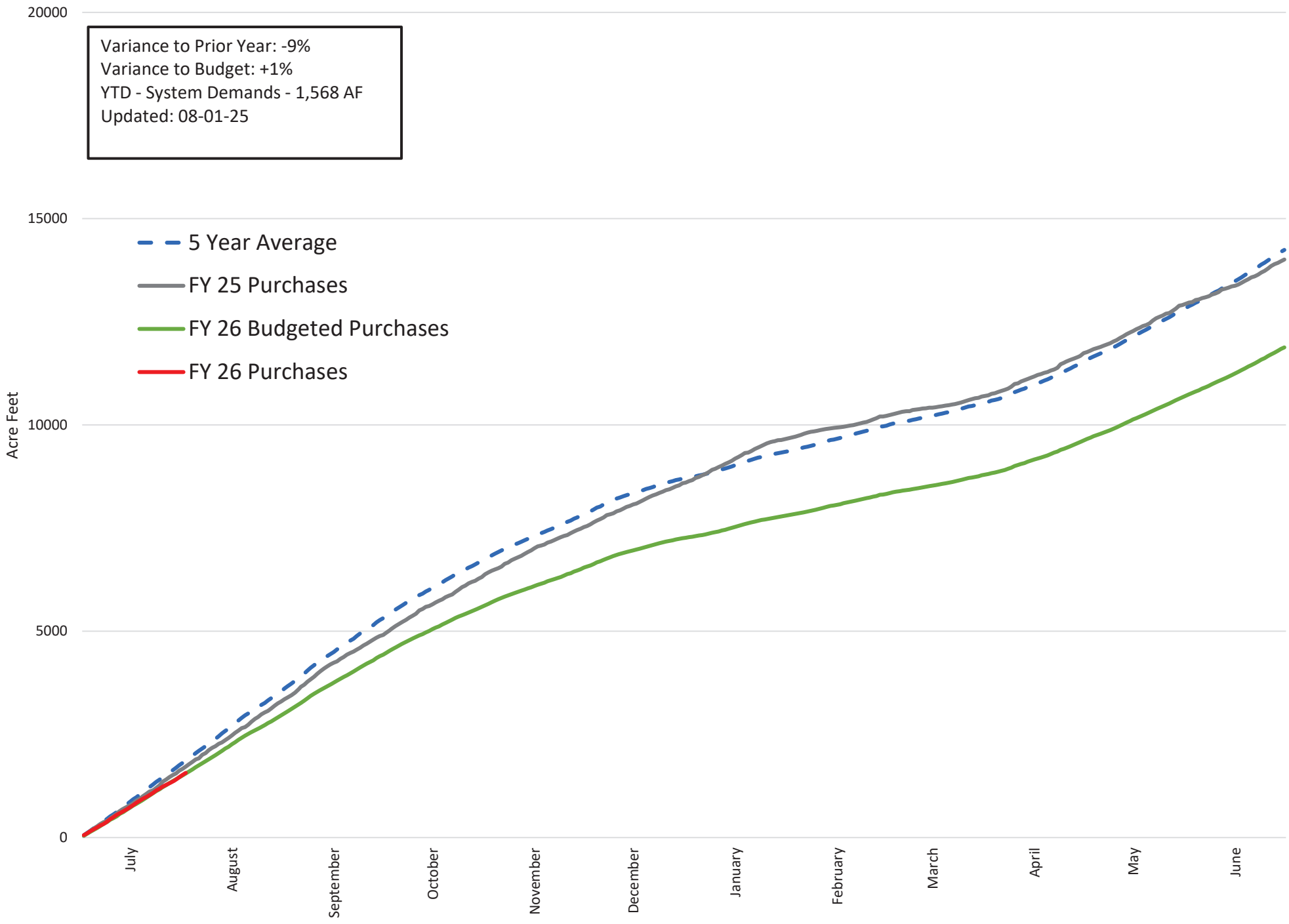

Comparative Water Sales YTD from Prior Years

FISCAL YEAR 2025-2026

Quantity of Meters	User Code	JUL	AUG	SEP	OCT	NOV	DEC	JAN	FEB	MAR	APR	MAY	JUN	Total
1,302	AD	310	-	-	-	-	-	-	-	-	-	-	-	310
609	AG	346	-	-	-	-	-	-	-	-	-	-	-	346
279	CM	75	-	-	-	-	-	-	-	-	-	-	-	75
20	CN	8	-	-	-	-	-	-	-	-	-	-	-	8
21	IS	5	-	-	-	-	-	-	-	-	-	-	-	5
126	MF	30	-	-	-	-	-	-	-	-	-	-	-	30
-	PC	-	-	-	-	-	-	-	-	-	-	-	-	-
-	PD	-	-	-	-	-	-	-	-	-	-	-	-	-
6,770	SF	320	-	-	-	-	-	-	-	-	-	-	-	320
9,127	Total	1,095	-	-	-	-	-	-	-	-	-	-	-	1,095

FISCAL YEAR 2024-2025

Quantity of Meters	User Code	JUL	AUG	SEP	OCT	NOV	DEC	JAN	FEB	MAR	APR	MAY	JUN	Acre Feet
1,186	AD	193	-	-	-	-	-	-	-	-	-	-	-	193
513	AG	246	-	-	-	-	-	-	-	-	-	-	-	246
275	CM	85	-	-	-	-	-	-	-	-	-	-	-	85
37	CN	6	-	-	-	-	-	-	-	-	-	-	-	6
21	IS	5	-	-	-	-	-	-	-	-	-	-	-	5
124	MF	33	-	-	-	-	-	-	-	-	-	-	-	33
139	PC	140	-	-	-	-	-	-	-	-	-	-	-	140
300	PD	157	-	-	-	-	-	-	-	-	-	-	-	157
6,234	SF	327	-	-	-	-	-	-	-	-	-	-	-	327
8,829	Total	1,192	-	-	-	-	-	-	-	-	-	-	-	1,192

FISCAL YEAR 2023-2024

Quantity of Meters	User Code	JUL	AUG	SEP	OCT	NOV	DEC	JAN	FEB	MAR	APR	MAY	JUN	Acre Feet
1,227	AD	168	-	-	-	-	-	-	-	-	-	-	-	168
531	AG	203	-	-	-	-	-	-	-	-	-	-	-	203
276	CM	66	-	-	-	-	-	-	-	-	-	-	-	66
26	CN	6	-	-	-	-	-	-	-	-	-	-	-	6
21	IS	4	-	-	-	-	-	-	-	-	-	-	-	4
121	MF	26	-	-	-	-	-	-	-	-	-	-	-	26
148	PC	100	-	-	-	-	-	-	-	-	-	-	-	100
313	PD	138	-	-	-	-	-	-	-	-	-	-	-	138
-	SC	-	-	-	-	-	-	-	-	-	-	-	-	-
-	SD	-	-	-	-	-	-	-	-	-	-	-	-	-
6,012	SF	287	-	-	-	-	-	-	-	-	-	-	-	287
8675	Total	998	-	-	-	-	-	-	-	-	-	-	-	998

FISCAL YEAR 2022-2023

Quantity of Meters	User Code	JUL	AUG	SEP	OCT	NOV	DEC	JAN	FEB	MAR	APR	MAY	JUN	Acre Feet
549	AD	291	-	-	-	-	-	-	-	-	-	-	-	291
402	AG	438	-	-	-	-	-	-	-	-	-	-	-	438
271	CM	119	-	-	-	-	-	-	-	-	-	-	-	119
24	CN	32	-	-	-	-	-	-	-	-	-	-	-	32
21	IS	10	-	-	-	-	-	-	-	-	-	-	-	10
114	MF	32	-	-	-	-	-	-	-	-	-	-	-	32
	PC	199	-	-	-	-	-	-	-	-	-	-	-	199
	PD	235	-	-	-	-	-	-	-	-	-	-	-	235
319	SC	-	-	-	-	-	-	-	-	-	-	-	-	-
1,012	SD	-	-	-	-	-	-	-	-	-	-	-	-	-
5,851	SF	417	-	-	-	-	-	-	-	-	-	-	-	417
8,563	Total	1,774	-	-	-	-	-	-	-	-	-	-	-	1,774

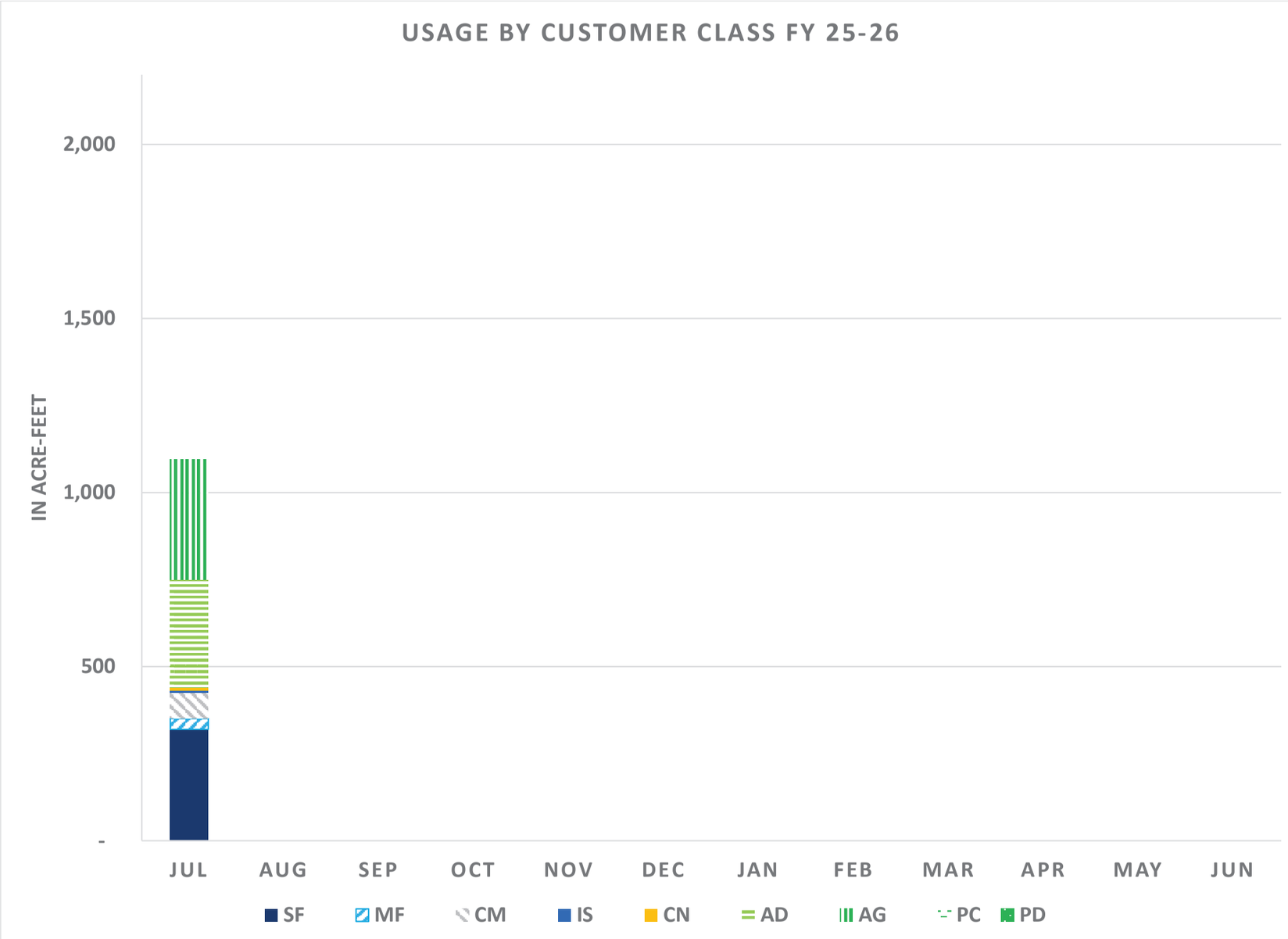
USAGE BY CUSTOMER CLASS FY 25-26
IN ACRE-FEET
2,000
1,500
1,000
500
-
JUL
AUG
SEP
OCT
NOV
DEC
JAN
FEB
MAR
APR
MAY
JUN
SF
MF
CM
IS
CN
AD
AG
PC
PD

Comparative Water Sales YTD from Prior Years

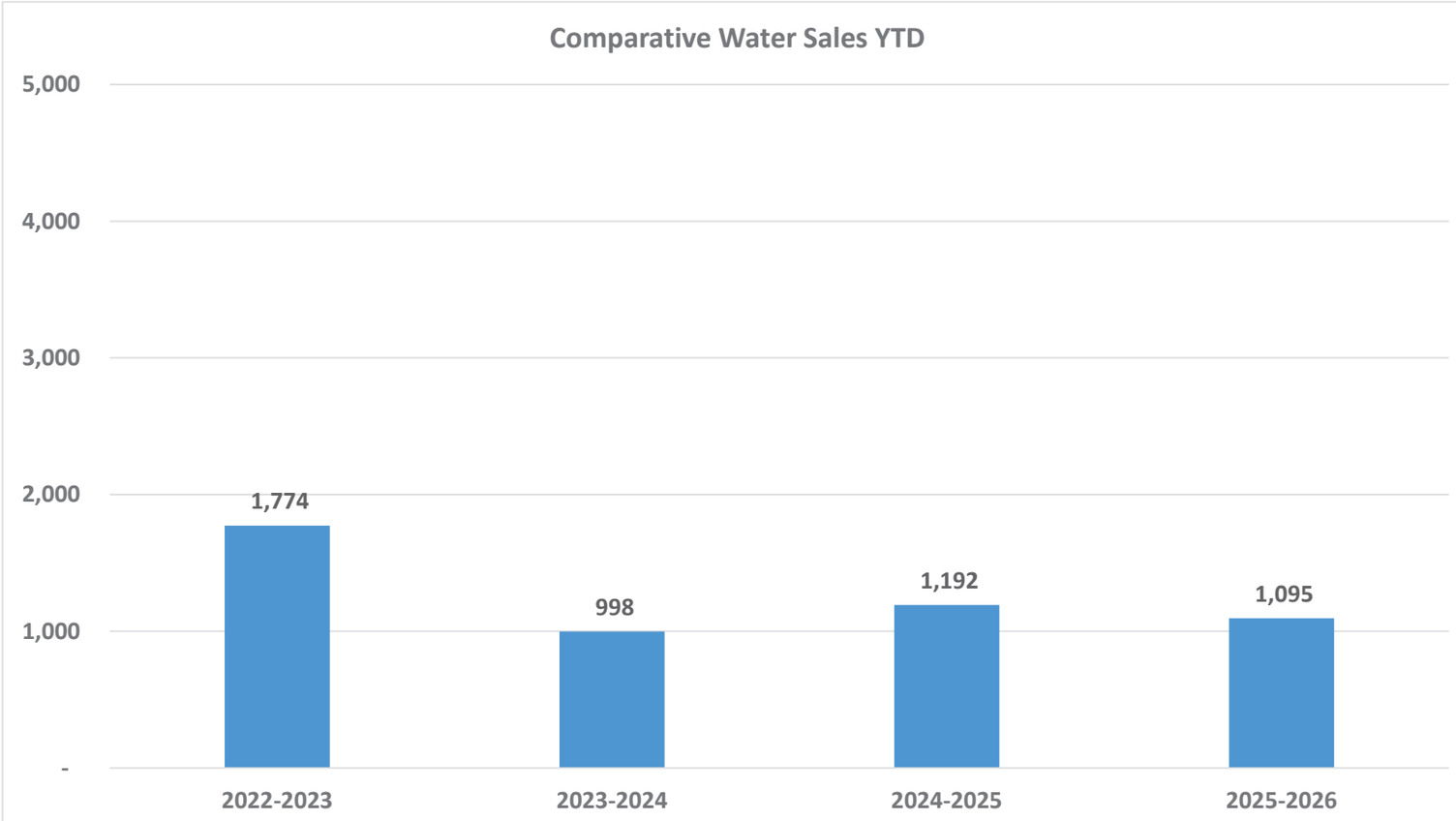

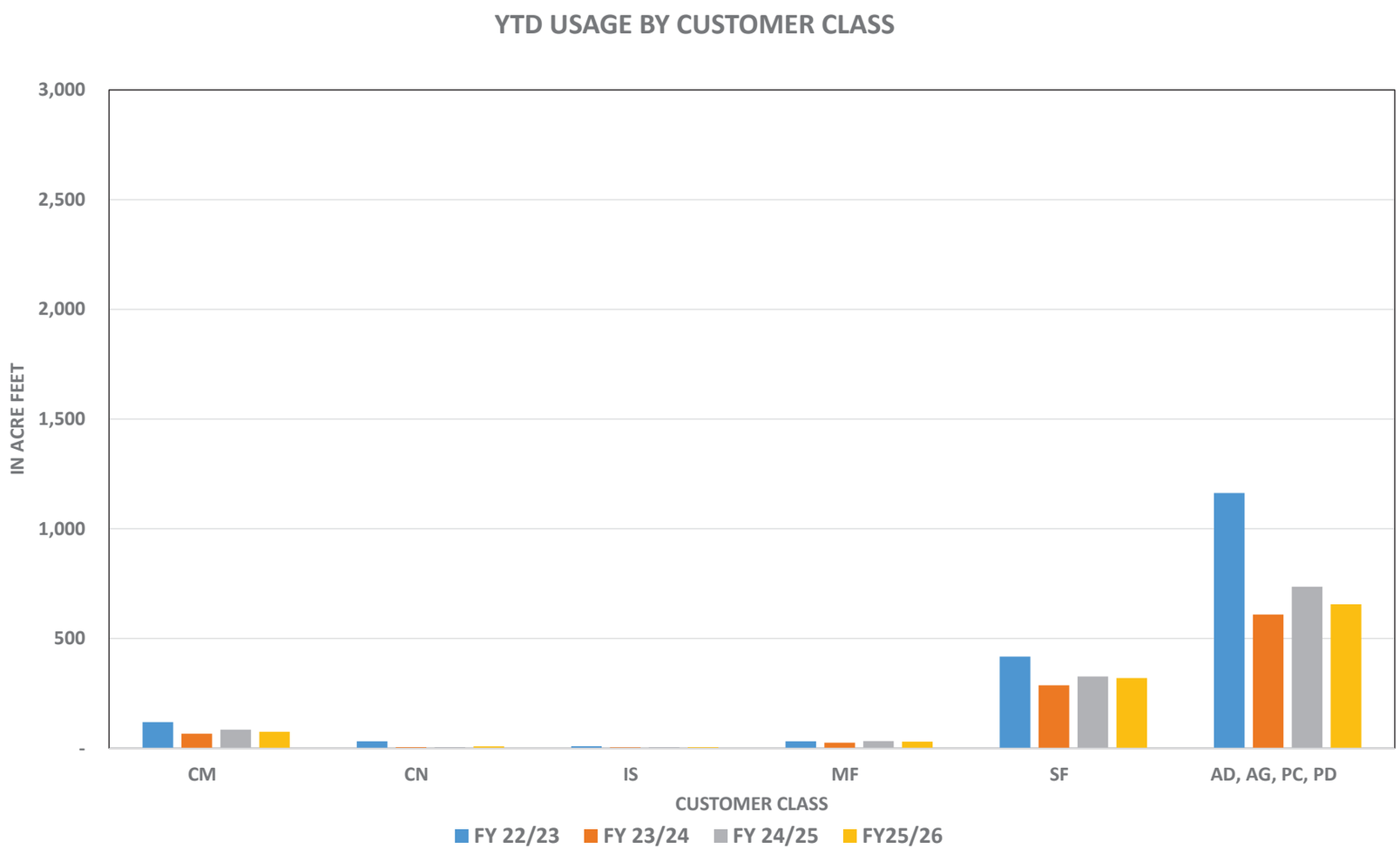
YTD USAGE BY CUSTOMER CLASS
3,000
2,500
2,000
1,500
1,000
500
-
IN ACRE FEET
CM
CN
IS
MF
SF
AD, AG, PC, PD
CUSTOMER CLASS
FY 22/23
FY 23/24
FY 24/25
FY25/26

RAINBOW MUNICIPAL WATER DISTRICT

Check Register
Fiscal Year 2025-2026

July 2025

Payments above 50K

Transaction No	Type	Vendor	Name	Description	Issue Date	Amount
158352179	WIRE	703027	EASTERN MUNICIPAL WATER DISTRICT	EMWD WATER PURCHASE - MAY 2025	07/16/2025	$ 1,911,550.20
2510075227	ACH		U.S. BANK	US BANK EXIT FEE LOAN PAYMENT	07/16/2025	$ 353,538.50
29399	CHECK	701872	SAN DIEGO GAS & ELECTRIC	MONTHLY GAS & ELECTRIC, #1065 087 935 1	07/18/2025	$ 129,376.84
202507010001	ACH	702788	U.S. NATIONAL ASSOCIATION	COMMERCIAL LOAN	07/01/2025	$ 104,699.89
3226	ACH	700935	ACWA-JPIA	MONTHLY INSURANCE MEDICAL/VISION - JULY 2025	07/07/2025	$ 98,347.01
3240	ACH	700935	ACWA-JPIA	MONTHLY INSURANCE MEDICAL/VISION - AUGUST 2025	07/18/2025	$ 97,801.42
3249	ACH	703171	HKA GLOBAL LLC	HKA PROJECT EAM-50242.00	07/18/2025	$ 78,974.03

Payments below 50K

Transaction No	Type	Vendor	Name	Description	Issue Date	Amount
29320	CHECK	702976	AMANDA WEBER	EXPENSE REIMBURSEMENT	07/07/2025	$ 595.99
29321	CHECK	701722	ASPIRE FINANCIAL SERVICES, LLC	ADMINISTRATION FEES	07/07/2025	$ 300.00
29321	CHECK	701722	ASPIRE FINANCIAL SERVICES, LLC	ADMINISTRATION FEES	07/07/2025	$ 300.00
29322	CHECK	701266	AT&T	MONTHLY PHONE SERVICE	07/07/2025	$ 485.04
29322	CHECK	701266	AT&T	MONTHLY PHONE SERVICE	07/07/2025	$ 31.58
29322	CHECK	701266	AT&T	MONTHLY PHONE SERVICE	07/07/2025	$ 209.26
29322	CHECK	701266	AT&T	MONTHLY PHONE SERVICE	07/07/2025	$ 31.17
3227	ACH	701677	AZUGA, INC.	MONTHLY SERVICE FEE	07/07/2025	$ 244.15
29323	CHECK	700586	BONSALL PEST CONTROL	MONTHLY PEST CONTROL	07/07/2025	$ 210.00
3228	ACH	701510	BOOT BARN INC	SAFETY BOOTS - JVASQUEZ	07/07/2025	$ 180.24
3228	ACH	701510	BOOT BARN INC	SAFETY BOOTS - JKRAFT	07/07/2025	$ 200.00
29324	CHECK	700650	COLONIAL LIFE & ACCIDENT INS.	PR BATCH 2513_HEALTH AND ACCIDENTAL INSURANCE	07/07/2025	$ 27.88
29325	CHECK	700677	COUNTY OF SAN DIEGO/REGISTRAR	PRESIDENTIAL GENERAL ELECTION, 11-05-24	07/07/2025	$ 2,668.00
29325	CHECK	700677	COUNTY OF SAN DIEGO/REGISTRAR	PRESIDENTIAL GENERAL ELECTION, 11-05-24	07/07/2025	$ 2,163.00
3229	ACH	701731	CUSTOM TRUCK BODY & EQUIPMENT, INC.	VMAC-SMOOTH IDLER PULLEY, RIBBED IDLER PULLEY, BELT TENSIONE	07/07/2025	$ 781.03
29326	CHECK	700793	DEXTER WILSON ENGINEERING	DESIGN GOPHER PS PROJECT	07/07/2025	$ 2,405.00
3230	ACH	700853	FALLBROOK EQUIPMENT RENTAL	WATER TRUCK 2000 GAL	07/07/2025	$ 2,700.00
29327	CHECK	700855	FEDEX	DELIVERY SERVICE	07/07/2025	$ 442.01
3231	ACH	701930	FLYERS ENERGY LLC	ORDER #4097085-25, DSL 350 UNITS/ETH 550 UNITS	07/07/2025	$ 3,795.09
3231	ACH	701930	FLYERS ENERGY LLC	ORDER #4087579-25, DSL 230 UNITS/ETH 390 UNITS	07/07/2025	$ 2,550.32
29328	CHECK	700915	FREEDOM AUTOMATION, INC.	ENGINEERING SERVICES-CONNECTION 8 & 9 & TURNER TANK	07/07/2025	$ 640.00
29329	CHECK	703022	GARDA CL WEST, INC	ARMORED TRANSPORTATION SERVICE	07/07/2025	$ 10.71
3232	ACH	700959	HAAKER EQUIPMENT CO.	VACTOR 2112 SEWER CLEANER	07/07/2025	$ 5,088.50
29330	CHECK	701010	HOCH CONSULTING, APC	WEST LILAC, RANCHO AMIGOS, AND DENTRO PS PROJECT	07/07/2025	$ 3,652.50
29331	CHECK	700988	HOUSTON AND HARRIS	PIPELINE VIDEO FOR EMERGENCY NN PROJECT	07/07/2025	$ 2,982.50
29331	CHECK	700988	HOUSTON AND HARRIS	VIDEO PIPE INSPECT- APPROXIMATELY 3,068 OF 8" SEWER LINE	07/07/2025	$ 3,171.25
29331	CHECK	700988	HOUSTON AND HARRIS	VIDEO PIPE INSPECT- APPROXIMATELY 2,955 OF 8" SEWER LINE	07/07/2025	$ 3,120.00
29331	CHECK	700988	HOUSTON AND HARRIS	CCTV INSPECTION- TWO MAN CREW, WATERLINE, APPROX 75LF OF 16"	07/07/2025	$ 3,123.75
29331	CHECK	700988	HOUSTON AND HARRIS	VIDEO PIPE INSPECT- APPROXIMATELY 1,304 OF 8" SEWER LINE	07/07/2025	$ 2,861.25
29331	CHECK	700988	HOUSTON AND HARRIS	VIDEO PIPE INSPECT- APPROXIMATELY 1,556 OF 8" SEWER LINE	07/07/2025	$ 2,835.00
29331	CHECK	700988	HOUSTON AND HARRIS	VIDEO PIPE INSPECT- APPROXIMATELY 3,035 OF 8" SEWER LINE	07/07/2025	$ 3,093.75
29332	CHECK	702503	IMPACT DESIGN	EMBROIDERY - RMWD LOGO	07/07/2025	$ 1,644.73
29332	CHECK	702503	IMPACT DESIGN	EMBROIDERY - RMWD LOGO	07/07/2025	$ 47.61
29338	CHECK	703133	JC AUTOMOTIVE ACCESSORIES, LLC	DRAWER SYSTEM	07/07/2025	$ 2,234.99
29333	CHECK	702462	KYOCERA DOCUMENT SOLUTIONS AMERICA, INC.	FREIGHT FEE	07/07/2025	$ 14.00

Transaction No	Type	Vendor	Name	Description	Issue Date	Amount
29333	CHECK	702462	KYOCERA DOCUMENT SOLUTIONS AMERICA, INC.	FREIGHT FEE	07/07/2025	$ 14.00
29334	CHECK	701723	NUTRIEN AG SOLUTIONS, INC	2 LINE QK LOAD HEAD	07/07/2025	$ 269.32
29335	CHECK	701020	OCCUPATIONAL HEALTH CENTERS OF CA, A MEDICAL CORP	SERVICES PERFORMED	07/07/2025	$ 426.00
29336	CHECK	701257	ONESOURCE DISTRIBUTORS, LLC	STUDIO 5000 STANDARD EDITION	07/07/2025	$ 2,264.51
3233	ACH	701312	PARKHOUSE TIRE, INC.	650X10 FORZA G FT, 28X9-15 FORZA ECO FT BLK	07/07/2025	$ 2,256.09
3233	ACH	701312	PARKHOUSE TIRE, INC.	11R22.5 H FST FS561A	07/07/2025	$ 1,134.08
3233	ACH	701312	PARKHOUSE TIRE, INC.	P245/60R18 105H FST DEST LE 3	07/07/2025	$ 238.83
3234	ACH	701296	PETERS PAVING & GRADING, INC	PAVING & GRADING - 3630 LAKETREE DR, FALLBROOK	07/07/2025	$ 3,600.00
3235	ACH	701310	POWER PLUS	GOPHER SKID PUMP TEMPORARY POWER RENTAL	07/07/2025	$ 405.00
3236	ACH	701684	PRECISION MOBILE DETAILING	RMWD VEHICLE WASH	07/07/2025	$ 602.06
3237	ACH	701348	PRINCIPAL LIFE INSURANCE COMPANY	MONTHLY INSURANCE - JUL 2025	07/07/2025	$ 9,187.38
29337	CHECK	702401	RAMON ZUNIGA	COMPUTER ASSISTANCE LOAN PROGRAM	07/07/2025	$ 2,000.00
3238	ACH	701619	RT LAWRENCE CORPORATION	LOCKBOX PROCESSING FEES - MAY 2025	07/07/2025	$ 612.76
29339	CHECK	701649	SALIZCO INC	315F LCR RUBBER TRACK, COMP WHEEL RENTAL	07/07/2025	$ 4,128.80
29340	CHECK	701986	SUPERIOR READY MIX	7.02 SK W/POZZ 3/8 660-E-3250, SHORT LOAD	07/07/2025	$ 3,127.11
29340	CHECK	701986	SUPERIOR READY MIX	COLD MIX 3/8	07/07/2025	$ 2,104.86
29341	CHECK	702035	TEMECULA TROPHY CO.	PLAQUE - 5 YEARS OF SERVICE	07/07/2025	$ 39.15
3239	ACH	702107	THE WELD SHOP, INC	AERATING MIXER BASKET	07/07/2025	$ 4,729.19
29342	CHECK	703182	TRAFFIC LOOPS CRACKFILLING, INC	REPLACE ADDITIONAL LOOP DETECTOR	07/07/2025	$ 2,600.00
29343	CHECK	703072	VESTIS SERVICES, LLC	MONTHLY UNIFORMS/MATS & MISC	07/07/2025	$ 513.36
29343	CHECK	703072	VESTIS SERVICES, LLC	MONTHLY UNIFORMS/MATS & MISC	07/07/2025	$ 576.88
29344	CHECK	702110	WAXIE SANITARY SUPPLY	JANITORIAL SUPPLIES	07/07/2025	$ 136.71
29345	CHECK	702126	WHITE CAP CONSTRUCTION SUPPLY	2GAL PRO SERIES XP POLY MULTI-PURPOSE SPRAYER CHAPIN BRIGADE	07/07/2025	$ 250.73
29346	CHECK	702487	WILLIAMS SCOTSMAN, INC.	STORAGE CONTAINER RENTAL	07/07/2025	$ 321.07
29346	CHECK	702487	WILLIAMS SCOTSMAN, INC.	STORAGE CONTAINER RENTAL	07/07/2025	$ 287.47
29346	CHECK	702487	WILLIAMS SCOTSMAN, INC.	STORAGE CONTAINER RENTAL	07/07/2025	$ 275.02
29346	CHECK	702487	WILLIAMS SCOTSMAN, INC.	STORAGE CONTAINER RENTAL	07/07/2025	$ 275.02
29346	CHECK	702487	WILLIAMS SCOTSMAN, INC.	STORAGE CONTAINER RENTAL	07/07/2025	$ 275.02
29347	CHECK	702220	WINZER CORP	GEN UTILITY PLUS GLOVES PR XL	07/07/2025	$ 142.80
4754668125	EFT		US BANK CALCARD CREDIT CARD	US BANK CALCARD CC - CENTRAL BILL (JUNE STATEMENT)	07/09/2025	$ 47,077.23
3241	ACH	700958	AIRGAS USA, LLC	ELECT STKC 1/8" AND ELECT STCK 5/32"	07/18/2025	$ 2,418.60
29348	CHECK	703190	ALEX JONES	GRADE 1 COLLECTIONS CERT REIMBURSEMENT	07/18/2025	$ 209.00
29349	CHECK	702896	ARDURRA GROUP, INC.	ENGINEERING & DEVELOPMENT PLAN CHECKING SERVICES	07/18/2025	$ 20,696.00
29349	CHECK	702896	ARDURRA GROUP, INC.	ENGINEERING & DEVELOPMENT PLAN CHECKING SERVICES	07/18/2025	$ 8,400.00
29349	CHECK	702896	ARDURRA GROUP, INC.	ENGINEERING & DEVELOPMENT PLAN CHECKING SERVICES	07/18/2025	$ 24,400.00
3242	ACH	701926	ART'S TRENCH PLATE & KRAIL SERVICE CO, INC.	8X12 TRENCH PLATE RENTAL	07/18/2025	$ 267.50
29350	CHECK	701266	AT&T	MONTHLY PHONE SERVICE	07/18/2025	$ 485.04
29350	CHECK	701266	AT&T	MONTHLY PHONE SERVICE	07/18/2025	$ 31.58
29350	CHECK	701266	AT&T	MONTHLY PHONE SERVICE	07/18/2025	$ 209.26
29350	CHECK	701266	AT&T	MONTHLY PHONE SERVICE	07/18/2025	$ 31.58
3243	ACH	700830	BABCOCK LABORATORIES, INC	MONTHLY WATER ANALYSIS	07/18/2025	$ 85.00
3243	ACH	700830	BABCOCK LABORATORIES, INC	MONTHLY WATER ANALYSIS	07/18/2025	$ 102.00
3243	ACH	700830	BABCOCK LABORATORIES, INC	MONTHLY WATER ANALYSIS	07/18/2025	$ 1,269.68
3243	ACH	700830	BABCOCK LABORATORIES, INC	MONTHLY WATER ANALYSIS	07/18/2025	$ 180.00
3243	ACH	700830	BABCOCK LABORATORIES, INC	MONTHLY WATER ANALYSIS	07/18/2025	$ 119.00
3243	ACH	700830	BABCOCK LABORATORIES, INC	MONTHLY WATER ANALYSIS	07/18/2025	$ 15.00
3243	ACH	700830	BABCOCK LABORATORIES, INC	MONTHLY WATER ANALYSIS	07/18/2025	$ 119.00
3243	ACH	700830	BABCOCK LABORATORIES, INC	MONTHLY WATER	07/18/2025	$ 30.00
3244	ACH	702525	BADGER METER INC.	ORION CELLULAR LTE SERV UNIT	07/18/2025	$ (518.28)
3244	ACH	702525	BADGER METER INC.	ORION CELLULAR LTE SERV UNIT	07/18/2025	$ 519.12
3244	ACH	702525	BADGER METER INC.	ORION CELLULAR LTE SERV UNIT	07/18/2025	$ 518.28
29351	CHECK	702453	CLAUDE HAMILTON	MILEAGE REIMBURSEMENT	07/18/2025	$ 56.00
29352	CHECK	702421	CLEMMON TAYLOR	T2 RENEWAL REIMBURSEMENT	07/18/2025	$ 195.00
29353	CHECK	700650	COLONIAL LIFE & ACCIDENT INS.	PR BATCH 2514_HEALTH AND ACCIDENTAL INSURANCE	07/18/2025	$ 27.88

Transaction No	Type	Vendor	Name	Description	Issue Date	Amount
29354	CHECK	700624	CONSOLIDATED ELECTRICAL DISTRIBUTORS	NM3R SC ENCL, 2IN LQDT CONN, THHN-2-BLACK-STRANDED	07/18/2025	$ 313.94
29354	CHECK	700624	CONSOLIDATED ELECTRICAL DISTRIBUTORS	RETURNED: CONDUIT, CONNECTOR, BUSHING, CLAMP, GALV	07/18/2025	$ (214.78)
29355	CHECK	701977	CORE & MAIN LP	8" PEC PLUG VALVE RECTANGULAR PORT	07/18/2025	$ 4,498.43
29355	CHECK	701977	CORE & MAIN LP	HYMAX GRIP CPLG 12.68-13.39 OD	07/18/2025	$ 2,304.89
29355	CHECK	701977	CORE & MAIN LP	US SAWS BO BOP MAGNETIC VALVE BOX COVER LIFTER TOOL	07/18/2025	$ 417.80
29355	CHECK	701977	CORE & MAIN LP	HACH SODIUM THIOSULFATE STANDARD SOLUTION, STABILIZED	07/18/2025	$ 28.72
29355	CHECK	701977	CORE & MAIN LP	HACH SODIUM THIOSULFATE STANDARD SOLUTION, STABILIZED	07/18/2025	$ 57.43
29355	CHECK	701977	CORE & MAIN LP	VITA-D-CHLOR DECHLORINATION TABLETS	07/18/2025	$ 2,052.47
29356	CHECK	700874	CORELOGIC INFORMATION	RQ2 NATIONWIDE COMMITMENT PACKAGE	07/18/2025	$ 222.50
29357	CHECK	700675	COUNTY OF SAN DIEGO AUDITOR & CONTROLLER	ANNUAL LAFCO COST FOR FY2025-26	07/18/2025	$ 19,088.48
29358	CHECK	702652	COUNTY OF SAN DIEGO, RCS	WATER RADIOS ON THE 800 MHZ NETWORK	07/18/2025	$ 2,888.59
29359	CHECK	700797	DIAMOND ENVIRONMENTAL SERVICES	PORTA POTTY RENTAL	07/18/2025	$ 76.62
29359	CHECK	700797	DIAMOND ENVIRONMENTAL SERVICES	PORTA POTTY RENTAL	07/18/2025	$ 76.62
29360	CHECK	700840	ENVIRONMENTAL WATER SOLUTIONS	ROTATING ASSY, WEAR PLT ASSY	07/18/2025	$ 8,958.16
29361	CHECK	703095	EVOQUA WATER TECHNOLOGIES LLC	BIOXIDE CN9-ORANGE	07/18/2025	$ 7,822.65
29361	CHECK	703095	EVOQUA WATER TECHNOLOGIES LLC	BIOXIDE CN9-ORANGE - ACCIDENTAL UPCHARGE RETURNED	07/18/2025	$ (754.25)
29362	CHECK	702718	FALLBROOK ACE HARDWARE	ACE 1-GAL HOME & GARDEN SPRAYER, HOSE NOZLE SET METAL 2PK	07/18/2025	$ 45.02
29363	CHECK	700845	FALLBROOK AUTO PARTS	XLG GEAR BOX RATWR13MM	07/18/2025	$ 51.28
29363	CHECK	700845	FALLBROOK AUTO PARTS	WORK LIGHT	07/18/2025	$ 290.95
29363	CHECK	700845	FALLBROOK AUTO PARTS	HOSE CLAMP	07/18/2025	$ 213.30
29363	CHECK	700845	FALLBROOK AUTO PARTS	PERSTONE BUG WASH, SHOP TOWELS, SCRUBS IN A BUCKET	07/18/2025	$ 93.66
29363	CHECK	700845	FALLBROOK AUTO PARTS	SERPENTINE BELT	07/18/2025	$ 171.87
29363	CHECK	700845	FALLBROOK AUTO PARTS	FLEETRUNNER BELT	07/18/2025	$ 52.34
3245	ACH	700853	FALLBROOK EQUIPMENT RENTAL	LIFT, BOOM 60' DIESEL	07/18/2025	$ 721.86
29364	CHECK	702551	FALLBROOK PROPANE GAS CO.	PROPANE - 228.4	07/18/2025	$ 928.36
29365	CHECK	700905	FALLBROOK PUBLIC UTILITY DIST	WHEELING RATE - MAY & JUNE 2025	07/18/2025	$ 27,760.49
29366	CHECK	701169	FALLBROOK WASTE AND RECYCLING	DEMURAGE SERVICE - JUNE 2025	07/18/2025	$ 540.00
29366	CHECK	701169	FALLBROOK WASTE AND RECYCLING	WASTE SERVICE - JUNE 2025	07/18/2025	$ 197.02
29366	CHECK	701169	FALLBROOK WASTE AND RECYCLING	WASTE SERVICE - JUNE 2025	07/18/2025	$ 345.65
29367	CHECK	700855	FEDEX	DELIVERY SERVICE	07/18/2025	$ 43.85
29368	CHECK	700860	FERGUSON WATERWORKS #1083	LF 1 FIP X FIP BALL CURB ST	07/18/2025	$ 3,101.26
29368	CHECK	700860	FERGUSON WATERWORKS #1083	LF 1X2 MIP STRT MTR COUP	07/18/2025	$ 521.24
29369	CHECK	701711	FLUME TECH	FLUME SMART WATER SYSTEM	07/18/2025	$ 1,166.73
3246	ACH	701930	FLYERS ENERGY LLC	ORDER #4109734-25, DSL 190 UNITS/ETH 150 UNITS	07/18/2025	$ 1,445.47
3246	ACH	701930	FLYERS ENERGY LLC	ORDER #4106842-25, ETH 430 UNITS/DSL 200 UNITS	07/18/2025	$ 2,558.71
29370	CHECK	703188	FUSION SIGN & DESIGN, INC.	50% OF PROJECT - SPECIALTY SIGN AND FIELD LABOR	07/18/2025	$ 8,770.69
29371	CHECK	703160	GALLAGHER BENEFIT SERVICES, INC	2025 TOTAL COMP STUDY - 25% OF PROJECT FEE	07/18/2025	$ 12,485.00
29372	CHECK	703022	GARDA CL WEST, INC	ARMORED TRANSPORTATION SERVICE	07/18/2025	$ 307.93
29373	CHECK	700907	GIL FRANCO, TIRE HAULER	RECYCLING & DISPOSAL-PASSENGER & TRACTOR TIRES	07/18/2025	$ 206.00
3257	ACH	700962	HADRONEX, INC.	SERVICE ANNUAL RENEWAL 2025-2026	07/18/2025	$ 45,138.00
3247	ACH	702583	HARRIS & ASSOCIATES, INC.	TRI POINTE HOMES REIMBURSEMENT REVIEW SERVICES	07/18/2025	$ 3,707.50
3248	ACH	701400	HELIX ENVIRONMENTAL PLANNING INC	AS-NEEDED ENVIRONMENTAL SERVICES	07/18/2025	$ 2,380.00
29374	CHECK	703146	HENKLES AND MCCOY WEST	REFUND ON CLOSED TCM ACCOUNT	07/18/2025	$ 969.17
29375	CHECK	701006	HILL BROTHERS CHEMICAL CO.	LIQUID AMMONIUM SULFATE	07/18/2025	$ 3,460.42
3250	ACH	700663	ICONIX WATERWORKS (US) INC	16" 150# T316 SS FLG BOLT KIT W/ WASHERS,	07/18/2025	$ 4,994.46
3250	ACH	700663	ICONIX WATERWORKS (US) INC	6X6 FLG CROSS IMP, RESTOCKING FEE	07/18/2025	$ (439.22)
3250	ACH	700663	ICONIX WATERWORKS (US) INC	1 1/2 CLA VAL 300#, 2" DIAPHRAM REPAIR KIT	07/18/2025	$ 3,672.29
29377	CHECK	702503	IMPACT DESIGN	EMBROIDERY - RMWD LOGO	07/18/2025	$ 4,077.21
29377	CHECK	702503	IMPACT DESIGN	EMBROIDERY - RMWD LOGO	07/18/2025	$ 615.76
29378	CHECK	701570	INFOSEND, INC.	MONTHLY SUPPORT FEE - JUNE 2025	07/18/2025	$ 2,187.42
29378	CHECK	701570	INFOSEND, INC.	MONTHLY MAILING OF WATER BILLS AND NEWSLETTER	07/18/2025	$ 3,978.58
29379	CHECK	701023	INTERNATIONAL E-Z UP, INC	ECLIPSE, 10' (3M) SHELTER, WHITE FRAME, ROYAL BLUE TOP	07/18/2025	$ 1,899.19
29380	CHECK	703189	J.F. SHEA CONSTRUCTION, INC.	REFUND ON CLOSED TCM ACCOUNT	07/18/2025	$ 609.46
29381	CHECK	701759	KDM MERIDIAN	ON-CALL LAND SURVEYING SERVICES	07/18/2025	$ 6,086.50

Transaction No	Type	Vendor	Name	Description	Issue Date	Amount
29381	CHECK	701759	KDM MERIDIAN	LA CANADA PIPELINE REPLACEMENT PROJECT SURVEY SERVICES	07/18/2025	$ 17,465.00
29381	CHECK	701759	KDM MERIDIAN	ON-CALL LAND SURVEYING SERVICES	07/18/2025	$ 4,250.00
29381	CHECK	701759	KDM MERIDIAN	LA CANADA PIPELINE REPLACEMENT PROJECT SURVEY SERVICES	07/18/2025	$ 32,435.00
29382	CHECK	701409	KNOCKOUT PEST CONTROL& TERMITE, INC.	ONE TIME METER BEE REMOVAL	07/18/2025	$ 100.00
29382	CHECK	701409	KNOCKOUT PEST CONTROL& TERMITE, INC.	ONE TIME METER BEE REMOVAL	07/18/2025	$ 100.00
29382	CHECK	701409	KNOCKOUT PEST CONTROL& TERMITE, INC.	ONE TIME METER BEE REMOVAL	07/18/2025	$ 100.00
29382	CHECK	701409	KNOCKOUT PEST CONTROL& TERMITE, INC.	ONE TIME BEE REMOVAL	07/18/2025	$ 100.00
29383	CHECK	702462	KYOCERA DOCUMENT SOLUTIONS AMERICA, INC.	FREIGHT FEE	07/18/2025	$ 14.00
29383	CHECK	702462	KYOCERA DOCUMENT SOLUTIONS AMERICA, INC.	FREIGHT FEE	07/18/2025	$ 14.00
29383	CHECK	702462	KYOCERA DOCUMENT SOLUTIONS AMERICA, INC.	FREIGHT FEE	07/18/2025	$ 14.00
3251	ACH	700014	LAYFIELD USA CORPORATION	RAINBOW NORTH RESERVOIR REPAIRS	07/18/2025	$ 9,450.00
3251	ACH	700014	LAYFIELD USA CORPORATION	RAINBOW HILLS RESERVOIR COVER	07/18/2025	$ 9,450.00
29384	CHECK	701656	LINCOLN NATIONAL LIFE INSURANCE COMPANY	MONTHLY INSURANCE - AUGUST 2025	07/18/2025	$ 9,560.82
29385	CHECK	703131	LUKE JOHNSON	TRAVEL EXP REIMB-CAL OES EMERGENCY COMM TRAINING	07/18/2025	$ 609.25
29386	CHECK	701870	MALLORY SAFETY AND SUPPLY, LLC	SENSOR, OXYGEN	07/18/2025	$ 1,074.10
29387	CHECK	702731	MOBILE MODULAR	OFFICE SPACE RENTAL, 7/10/25 TO 8/8/25	07/18/2025	$ 880.60
29387	CHECK	702731	MOBILE MODULAR	OFFICE SPACE RENTAL, 7/7/25 TO 8/5/25	07/18/2025	$ 3,782.72
29388	CHECK	701180	MODULAR BUILDING CONCEPTS, INC	LEASE AGREEMENT	07/18/2025	$ 478.41
29388	CHECK	701180	MODULAR BUILDING CONCEPTS, INC	LEASE AGREEMENT	07/18/2025	$ 925.57
29388	CHECK	701180	MODULAR BUILDING CONCEPTS, INC	LEASE AGREEMENT	07/18/2025	$ 521.51
29389	CHECK	701020	OCCUPATIONAL HEALTH CENTERS OF CA, A MEDICAL CORP	SERVICES PERFORMED	07/18/2025	$ 370.00
3252	ACH	701718	PARADISE CHEVROLET CADILLAC	SENSOR	07/18/2025	$ 50.38
29390	CHECK	702967	PATRICIA TOWNSEND-SMITH	MILEAGE REIMBURSEMENT	07/18/2025	$ 77.00
29390	CHECK	702967	PATRICIA TOWNSEND-SMITH	TRAVEL EXP REIMB - 2025 ACWA SPRING CONFERENCE	07/18/2025	$ 114.00
29391	CHECK	701302	PITNEY BOWES BANK INC PURCHASE POWER	POSTAGE	07/18/2025	$ 900.00
3253	ACH	701310	POWER PLUS	GOPHER SKID PUMP TEMPORARY POWER RENTAL	07/18/2025	$ 405.00
3254	ACH	701684	PRECISION MOBILE DETAILING	RMWD VEHICLE WASH	07/18/2025	$ 587.56
3254	ACH	701684	PRECISION MOBILE DETAILING	RMWD VEHICLE WASH	07/18/2025	$ 531.56
29392	CHECK	702396	QTX MOBILE ACCESSORIES, INC.	LP FRAME CAMERA - TRUCK 10, REPLACED CAMERA	07/18/2025	$ 282.75
29392	CHECK	702396	QTX MOBILE ACCESSORIES, INC.	LP FRAME CAMERA - UNIT 36	07/18/2025	$ 282.75
3255	ACH	703152	QUALITY CHEVROLET	MODULE	07/18/2025	$ 1,074.24
29393	CHECK	701831	RAIN FOR RENT RIVERSIDE	MORROW RESERVOIR - CAMINO CORTO RENTAL	07/18/2025	$ 7,519.20
29393	CHECK	701831	RAIN FOR RENT RIVERSIDE	GOPHER TANK PUMP RENTAL	07/18/2025	$ 11,174.54
29394	CHECK	702160	RANCHO FORD LINCOLN MERCURY	TPMS SENSOR	07/18/2025	$ 291.02
29394	CHECK	702160	RANCHO FORD LINCOLN MERCURY	DUCT AIR, SEPARATOR ASY	07/18/2025	$ 427.76
29395	CHECK	701854	RHO MONSERATE C.C.H.A.	ELECTRIC CHARGE	07/18/2025	$ 901.35
29376	CHECK	702391	ROBCAR CORPORATION	SAFETY LIGHTS RENTAL - HWY76/OLIVE HILL RD, EMERGENCY PAVING	07/18/2025	$ 4,292.50
29376	CHECK	702391	ROBCAR CORPORATION	SAFETY LIGHTS RENTAL - HWY76/OLIVE HILL RD, EMERGENCY PAVING	07/18/2025	$ 4,097.50
29396	CHECK	703164	RUST LOGISTICS	WHITE 110 YARD BIN RENTAL	07/18/2025	$ 250.00
3256	ACH	701888	SAFETY-KLEEN	5G BRAKE CLEANER, 30G PARTS WASHER, GASTEC AQUEOUS PW SAMPLE	07/18/2025	$ 807.25
29397	CHECK	700706	SAN DIEGO COUNTY WATER AUTH.	OPERATIONAL COSTS FOR THE CONTROL VALVE AND RELATED EQUIPMEN	07/18/2025	$ 10,406.00
29398	CHECK	701590	SAN DIEGO FRICTION PRODUCTS, INC.	75" NPT CAST IRON FILTER HEAD KIT, 3/4"X12" HOSE W/ STATIC W	07/18/2025	$ 148.78
29399	CHECK	701872	SAN DIEGO GAS & ELECTRIC	MONTHLY GAS & ELECTRIC, #2100 0139 2340 6	07/18/2025	$ 15,286.19
29399	CHECK	701872	SAN DIEGO GAS & ELECTRIC	MONTHLY GAS & ELECTRIC, #2100 0153 7903 7	07/18/2025	$ 26,733.26
29399	CHECK	701872	SAN DIEGO GAS & ELECTRIC	MONTHLY GAS & ELECTRIC, #2100 0156 9326 2	07/18/2025	$ 44.91
29399	CHECK	701872	SAN DIEGO GAS & ELECTRIC	MONTHLY GAS & ELECTRIC, #2100 0156 8782 7	07/18/2025	$ 59.80
29399	CHECK	701872	SAN DIEGO GAS & ELECTRIC	MONTHLY GAS & ELECTRIC, #2100 0156 7595 4	07/18/2025	$ 87.36
29400	CHECK	701982	SOUTHWEST ANSWERING SERVICE, INC.	MONTHLY ANSWERING SERVICE	07/18/2025	$ 1,310.00
3258	ACH	702490	SPECIALTY MOWING SERVICES, INC.	WEED ABATEMENT & BRUSH CLEARING DISTRICT WIDE	07/18/2025	$ 13,740.00
3258	ACH	702490	SPECIALTY MOWING SERVICES, INC.	WEED ABATEMENT & BRUSH CLEARING DISTRICT WIDE	07/18/2025	$ 860.00
3258	ACH	702490	SPECIALTY MOWING SERVICES, INC.	WEED ABATEMENT & BRUSH CLEARING DISTRICT WIDE	07/18/2025	$ 120.00
3258	ACH	702490	SPECIALTY MOWING SERVICES, INC.	WEED ABATEMENT & BRUSH CLEARING DISTRICT WIDE	07/18/2025	$ 2,850.00
3258	ACH	702490	SPECIALTY MOWING SERVICES, INC.	WEED ABATEMENT & BRUSH CLEARING DISTRICT WIDE	07/18/2025	$ 1,750.00
3258	ACH	702490	SPECIALTY MOWING SERVICES, INC.	WEED ABATEMENT & BRUSH CLEARING DISTRICT WIDE	07/18/2025	$ 1,232.85

Transaction No	Type	Vendor	Name	Description	Issue Date	Amount
29401	CHECK	702412	STEPHEN COFFEY	SAFETY BOOTS REIMBURSEMENT	07/18/2025	$ 250.00
29402	CHECK	701928	STERICYCLE, INC.	REGULAR SERVICES, 6/1/25-6/30/25	07/18/2025	$ 357.08
29403	CHECK	701972	STREAMLINE	MONTHLY WEB MANAGEMENT FEE	07/18/2025	$ 645.00
29404	CHECK	702022	T S INDUSTRIAL SUPPLY	4" X 25FT ORANGE RIB PVC SUCTION DISCHARGE HOSE COUPLED MALE	07/18/2025	$ 833.03
29404	CHECK	702022	T S INDUSTRIAL SUPPLY	3" X 1000FT 4MIL CAUTIONSTENCILED: CAUTION RAINBOW MUNICIPAL	07/18/2025	$ 603.14
29404	CHECK	702022	T S INDUSTRIAL SUPPLY	1" FDA CLEAR BRAIDED PVC TUBING	07/18/2025	$ 287.57
29405	CHECK	701984	TCN, INC	MONTHLY 48 HOUR NOTICE	07/18/2025	$ 13.75
29406	CHECK	702035	TEMECULA TROPHY CO.	PERPETUAL PLATE, PLAQUES	07/18/2025	$ 74.49
29407	CHECK	701059	TIME WARNER CABLE/SPECTRUM	MONTHLY INTERNET SERVICE	07/18/2025	$ 1,400.00
29408	CHECK	703182	TRAFFIC LOOPS CRACKFILLING, INC	REPLACE TRAFFIC LOOP DETECTORS	07/18/2025	$ 5,200.00
29409	CHECK	702065	ULINE	STANDARD WHITE T-SHIRT RAGS - 50 LB BOX, TOOL SET	07/18/2025	$ 1,214.91
3259	ACH	702042	UNDERGROUND SERVICE ALRT	RAI88 NEW TICKET CHARGES	07/18/2025	$ 294.90
3259	ACH	702042	UNDERGROUND SERVICE ALRT	CA STATE FEE FOR REGULATORY COSTS	07/18/2025	$ 83.97
3260	ACH	702788	US BANK	TRUST DEPARTMENT - FEES, 5/1/25-5/31/25	07/18/2025	$ 1,000.00
29410	CHECK	703072	VESTIS SERVICES, LLC	MONTHLY UNIFORMS/MATS & MISC	07/18/2025	$ 449.98
29410	CHECK	703072	VESTIS SERVICES, LLC	MONTHLY UNIFORMS/MATS & MISC	07/18/2025	$ 450.75
29410	CHECK	703072	VESTIS SERVICES, LLC	MONTHLY UNIFORMS/MATS & MISC	07/18/2025	$ 603.75
29411	CHECK	702406	VICTOR VEENSTRA	REIMBURSE RETIRED EMPLOYEE HEALTH INS - JUN 2025	07/18/2025	$ 213.67
29411	CHECK	702406	VICTOR VEENSTRA	REIMBURSE RETIRED EMPLOYEE HEALTH INS - MAY 2025	07/18/2025	$ 213.67
29412	CHECK	702092	WALTERS WHOLESALE	WCU THHN 12 CU STR BLACK, WHITE, GREEN, RED, SHEET STEEL, GA	07/18/2025	$ 953.05
29413	CHECK	701755	WATERLINE TECHNOLOGIES INC.	HYPOCHLORITE SOLUTIONS, 1650 UNITS	07/18/2025	$ 6,979.50
29413	CHECK	701755	WATERLINE TECHNOLOGIES INC.	HYPOCHLORITE SOLUTIONS, 1500 UNITS	07/18/2025	$ 6,345.00
29413	CHECK	701755	WATERLINE TECHNOLOGIES INC.	HYPOCHLORITE SOLUTIONS, 2000 UNITS	07/18/2025	$ 8,460.00
29413	CHECK	701755	WATERLINE TECHNOLOGIES INC.	HYPOCHLORITE SOLUTIONS, 2000 UNITS	07/18/2025	$ 8,460.00
29414	CHECK	702126	WHITE CAP CONSTRUCTION SUPPLY	LIGHTGREY SUN BRIM STUDSON INC	07/18/2025	$ 123.86
29414	CHECK	702126	WHITE CAP CONSTRUCTION SUPPLY	PETZL JAG SYSTEM HAUL KIT 2M	07/18/2025	$ 398.62
29414	CHECK	702126	WHITE CAP CONSTRUCTION SUPPLY	50 LB PAIL SPEEDCRETE RED LINE EUCLID	07/18/2025	$ 1,753.31
29414	CHECK	702126	WHITE CAP CONSTRUCTION SUPPLY	STUDSON SHK1-FB-CB FULL BRIM VENTED, JACKET, PANTS, SAFETY T	07/18/2025	$ 2,266.45
29414	CHECK	702126	WHITE CAP CONSTRUCTION SUPPLY	PETZL L052AA00 GRILLON ADJUSTABLE, PETZL ASAP LOCK KIT W/ASA	07/18/2025	$ 1,337.18
0002189938	EFT		WEX	ADMIN FEES (JUNE 2025)	07/25/2025	$ 89.90
621762029891350	EFT	701011	HOME DEPOT	HOME DEPOT CC - ALL (JULY 2025 STATEMENT)	07/29/2025	$ 249.02
Net Distribution						**$ 3,424,054.61**

RAINBOW MUNICIPAL WATER DISTRICT

Director's Expense Report
Fiscal Year 2025-2026

July 2025

Board Member	# Of Mtgs	Per Diem	Registration Fee	Travel Expense	Mileage Reimb # Miles	Mileage Reimb Amount	Total
Claude Hamilton		$ -				$ -	**$ -**
Lisa Hoffman		$ -	$ 890.00			$ -	**$ 890.00**
Michael Mack		$ -	$ 890.00	$ 391.60		$ -	**$ 1,281.60**
Greg Irvine		$ -				$ -	**$ -**
Patti Townsend-Smith		$ -	$ 75.00			$ -	**$ 75.00**
Monthly Totals	**0**	**$ -**	**$ 1,855.00**	**$ 391.60**	**0**	**$ -**	**$ 2,246.60**

Fiscal Year 2025-2026 Total

Board Member	# Of Mtgs	Per Diem	Registration Fee	Travel Expense	Mileage Reimb # Miles	Mileage Reimb Amount	Total
Claude Hamilton	0	$ -	$ -	$ -	0	$ -	**$ -**
Lisa Hoffman	0	$ -	$ 890.00	$ -	0	$ -	**$ 890.00**
Michael Mack	0	$ -	$ 890.00	$ 391.60	0	$ -	**$ 1,281.60**
Greg Irvine	0	$ -	$ -	$ -	0	$ -	**$ -**
Patti Townsend-Smith	0	$ -	$ 75.00	$ -	0	$ -	**$ 75.00**
FY25-26 Total	**0**	**$ -**	**$ 1,855.00**	**$ 391.60**	**0**	**$ -**	**$ 2,246.60**

RAINBOW MUNICIPAL WATER DISTRICT

Conference/Seminar and Expense Summary
Fiscal Year 2025-2026

Claude Hamilton

Date Paid	Description	Event Date(s)	# of Meetings	Per Diem	Registration Fee	Travel Expense	Mileage Reimb # Miles	Mileage Reimb Amount	Total
								$ -	$ -
								$ -	$ -
								$ -	$ -
								$ -	$ -
								$ -	$ -
								$ -	$ -
								$ -	$ -
								$ -	$ -
								$ -	$ -
								$ -	$ -
								$ -	$ -
								$ -	$ -
								$ -	$ -
								$ -	$ -
								$ -	$ -
								$ -	$ -
								$ -	$ -
								$ -	$ -
								$ -	$ -
								$ -	$ -
								$ -	$ -
								$ -	$ -
								$ -	$ -
								$ -	$ -
								$ -	$ -
								$ -	$ -
								$ -	$ -
								$ -	$ -
								$ -	$ -
FY25-26 Total			**0**	**$ -**	**$ -**	**$ -**	**0**	**$ -**	**$ -**

RAINBOW MUNICIPAL WATER DISTRICT

Conference/Seminar and Expense Summary
Fiscal Year 2025-2026

Lisa Hoffman

Date Paid	Description	Event Date(s)	# of Meetings	Per Diem	Registration Fee	Travel Expense	Mileage Reimb # Miles	Mileage Reimb Amount	Total
7/1/2025	CSDA Annual Conference & Exhibitor Showcase	8/25/25-8/28/25			$ 890.00			$ -	**$ 890.00**
								$ -	$ -
								$ -	$ -
								$ -	$ -
								$ -	$ -
								$ -	$ -
								$ -	$ -
								$ -	$ -
								$ -	$ -
								$ -	$ -
								$ -	$ -
								$ -	$ -
								$ -	$ -
								$ -	$ -
								$ -	$ -
								$ -	$ -
								$ -	$ -
								$ -	$ -
								$ -	$ -
								$ -	$ -
								$ -	$ -
								$ -	$ -
								$ -	$ -
								$ -	$ -
								$ -	$ -
								$ -	$ -
								$ -	$ -
								$ -	$ -
								$ -	$ -
								$ -	$ -
FY25-26 Total			**0**	**$ -**	**$ 890.00**	**$ -**	**0**	**$ -**	**$ 890.00**

RAINBOW MUNICIPAL WATER DISTRICT

Conference/Seminar and Expense Summary
Fiscal Year 2025-2026

Michael Mack

Date Paid	Description	Event Date(s)	# of Meetings	Per Diem	Registration Fee	Travel Expense	Mileage Reimb # Miles	Mileage Reimb Amount	Total
7/1/2025	CSDA Annual Conference & Exhibitor Showcase	8/25/25-8/28/25			$ 890.00	$ 391.60		$ -	**$ 1,281.60**
								$ -	**$ -**
								$ -	**$ -**
								$ -	**$ -**
								$ -	**$ -**
								$ -	**$ -**
								$ -	**$ -**
								$ -	**$ -**
								$ -	**$ -**
								$ -	**$ -**
								$ -	**$ -**
								$ -	**$ -**
								$ -	**$ -**
								$ -	**$ -**
								$ -	**$ -**
								$ -	**$ -**
								$ -	**$ -**
								$ -	**$ -**
								$ -	**$ -**
								$ -	**$ -**
								$ -	**$ -**
								$ -	**$ -**
								$ -	**$ -**
								$ -	**$ -**
								$ -	**$ -**
								$ -	**$ -**
								$ -	**$ -**
								$ -	**$ -**
FY25-26 Total			**0**	**$ -**	**$ 890.00**	**$ 391.60**	**0**	**$ -**	**$ 1,281.60**

RAINBOW MUNICIPAL WATER DISTRICT

Conference/Seminar and Expense Summary
Fiscal Year 2025-2026

Greg Irvine

Date Paid	Description	Event Date(s)	# of Meetings	Per Diem	Registration Fee	Travel Expense	Mileage Reimb # Miles	Mileage Reimb Amount	Total
								$ -	$ -
								$ -	$ -
								$ -	$ -
								$ -	$ -
								$ -	$ -
								$ -	$ -
								$ -	$ -
								$ -	$ -
								$ -	$ -
								$ -	$ -
								$ -	$ -
								$ -	$ -
								$ -	$ -
								$ -	$ -
								$ -	$ -
								$ -	$ -
								$ -	$ -
								$ -	$ -
								$ -	$ -
								$ -	$ -
								$ -	$ -
								$ -	$ -
								$ -	$ -
								$ -	$ -
								$ -	$ -
								$ -	$ -
								$ -	$ -
								$ -	$ -
								$ -	$ -
								$ -	$ -
FY25-26 Total			**0**	**$ -**	**$ -**	**$ -**	**0**	**$ -**	**$ -**

RAINBOW MUNICIPAL WATER DISTRICT

Conference/Seminar and Expense Summary
Fiscal Year 2025-2026

Patti Townsend

Date Paid	Description	Event Date(s)	# of Meetings	Per Diem	Registration Fee	Travel Expense	Mileage Reimb # Miles	Mileage Reimb Amount	Total
7/1/2025	CSDA Annual Conference (Cancellled)	8/25/25-8/28/25			$ 75.00			$ -	**$ 75.00**
								$ -	**$ -**
								$ -	**$ -**
								$ -	**$ -**
								$ -	**$ -**
								$ -	**$ -**
								$ -	**$ -**
								$ -	**$ -**
								$ -	**$ -**
								$ -	**$ -**
								$ -	**$ -**
								$ -	**$ -**
								$ -	**$ -**
								$ -	**$ -**
								$ -	**$ -**
								$ -	**$ -**
								$ -	**$ -**
								$ -	**$ -**
								$ -	**$ -**
								$ -	**$ -**
								$ -	**$ -**
								$ -	**$ -**
								$ -	**$ -**
								$ -	**$ -**
								$ -	**$ -**
								$ -	**$ -**
								$ -	**$ -**
								$ -	**$ -**
								$ -	**$ -**
FY25-26 Total			**0**	**$ -**	**$ 75.00**	**$ -**	**0**	**$ -**	**$ 75.00**

RAINBOW MUNICIPAL WATER DISTRICT

Credit Card Transactions
Fiscal Year 2025-2026

July 2025 Charges

US Bank CalCard Credit Card

Vendor Name	Description	Transaction Amount
LOS PRIMOS	BREAKFAST BURRITOS FOR DEPARTMENT MEETING	123.98
HOME DEPOT	PARTS FOR GOPHER TANK CAMERA	39.22
HOME DEPOT	CAMERA PARTS FOR GOPHER TANK AND RANCHO VIEJO LIFT STATION	199.32
HOME DEPOT	HORSE CREEK LIFT JUNCTION BOX	43.90
HOME DEPOT	VALLECITOS E-CLIPS	121.12
HOME DEPOT	NORTH RESERVOIR 1/4" WEDGE ANCHORS	15.10
HOME DEPOT	2- 8' REPLACEMENT LED STRIP LIGHTS	214.34
Z SOUTH	FINANCE DEPT TEAM BUILDING LUNCH	189.43
LOWES	TOMCAT RAT REPELLENT, LOCKWASHER, HEX NUT	87.53
TEMECULA CREEK INN	EXECUTIVE TRAINING	3,686.16
TEMECULA CREEK INN	EXECUTIVE TRAINING	580.73
TEMECULA CREEK INN	EXECUTIVE TRAINING	218.65
TEMECULA CREEK INN	EXECUTIVE TRAINING	(1,353.76)
HOTEL	ADMN OFFCR CONFERENCE LODGING	800.00
LINKEDIN	MONTHLY SUBSCRIPTION	169.99
NOSSAMAN	LEGAL SERVICES	94,379.00
Z CAFÉ	GM LUNCH	38.00
ACE PARKING	GM VEHICLE PARKING	33.00
HOME DEPOT	LUMER FOR CONCRETE FORMS	205.35
HOME DEPOT	OPERATING BUILDING BLIND REPLACEMENT	75.75
GRAINGER	ALTERNATIVE BOLT FOR PIPE RESTRAINT	26.96
WINZER	RESTRAINT BOLTS REPLACEMENT	919.79
APWA	PURCHASE OF PLAQUE FROM APWA	135.00
ACE PARKING	PARKING AT RMWD MEDIATION	36.00
KARL STRAUSS	DINNER AFTER RMWD MEDIATION	108.40
Z SOUTH	EMPLOYEE TRAINING : COLETTE & ERIKA	60.69
CARB	CARB PROCESSING FEE	1.86
CARB	CARB CLEAN TRUCK REPORTING	62.36
HOME DEPOT	SHOP SUPPLIES - ULITITY KNIFE, CABLE TIE	136.85
AMAZON	HONDA HHT35S FUEL TANK KIT	14.00
AMAZON	HONDA HHT35S SMALL EQUIPMENT PARTS ORDER	132.35

AMAZON	HONDA HHT35S AIR FILTERS	38.32
AMAZON	HONDA HHT35S PARTS	30.68
HOME DEPOT	SHOP SUPPLIES - BROOM, GAUGE, MICROFIBER	204.81
AMAZON	HONDA HHT35S THROTTLE CONTROL ASSEMBLY	107.74
AMAZON	HONDA WEED TRIMMER THROTTLE CABLE W/ WIRING HARNESS HHT35S	49.55
AMAZON	RETURNED HONDA HHT35S THROTTLE CONTROL	(107.74)
HARBOR FREIGHT	BACK PROBE KIT, BLOWER, TEST LEADS, FAN AND BATTERIES	188.08
RANCH MUFFLER	UNIT # 36 DECKED STORAGE SYSTEM LOCKS	62.72
DHS EQUIPMENT	SMALL EQUIPMENT PARTS FOR MTX 70 RAMMERS	666.66
HOME DEPOT	WEED TRIMMER STRING	27.03
AMAZON	CAM LOCKS FOR CONSTRUCTION	35.35
VONS	KITCHEN SUPPLIES	3.99
AMAZON	INDUSTRIAL UMBRELLAS FOR CONSTRUCTION/PO 14544	932.52
IN-N-OUT	INVENTORY - LUNCH FOR STAFF	96.29
LLOYD PEST	HQ PEST CONTROL	156.00
REFRIGERATION	ICE MAKER SERVICE	595.00
AMAZON	SUPPLIES FOR PUMPS AND MOTORS TECH/PO 14555	33.36
AMAZON	SUPPLIES FOR PUMPS AND MOTORS TECH/PO 14555	213.72
AMAZON	SUPPLIES FOR PUMPS AND MOTORS TECH/PO 14555	49.55
GRAINGER	PARTS AND TOOLS FOR PUMPS & MOTORS TECH	315.41
HOME DEPOT	SPRAY PAINT TRIGGERS FOR VALVE MAINTENANCE	98.96
HOME DEPOT	BATTERIES FOR CS DOOR CHIME	7.44
CULLIGAN	MONTHLY WATER SOFTENER SERVICE	106.83
REFRIGERATION	PARTS & LABOR TO REPLACE DRAIN VALVE ON ICE MAKER	429.96
AMAZON	REPLACEMENT CAT KEYS FOR CONSTRUCTION	17.76
AMAZON	KICK PLATE FOR ADMIN DOOR	39.84
NORTHGATE MARKET	EMPLOYEE SNACKS	45.45
COSCTO	EMPLOYEE SNACKS	348.68
HOME DEPOT	RODENT REPELLENT AND BEE SPRAY	27.03
HOME DEPOT	RODENT REPELLENT AND BEE SPRAY	75.45
HOME DEPOT	SIGN POST FOR LOBBY ENTRY SIGN	5.95
AMAZON	WHITE BOARD & SUPPLIES FOR ESTER	84.97
GRAINGER	PPE	2,760.90
AMAZON	REPLACEMENT MOP HEADS	32.27
AMAZON	SUPERGLUE FOR FACILITIES	21.26
NALL AND COMPANY	REPLACEMENT LADDER LABELS	31.55
AMAZON	CERTIFICATE SEALS FOR TERESE	15.06
AMAZON	REPLACEMENT GUEST CHAIRS	144.37
HOME DEPOT	REPLACEMENT GUEST CHAIRS	38.17
HOME DEPOT	FURNITURE STAIN TOUCH UP PEN	9.67

AMAZON	REPLACEMENT PLUG	6.35
AMAZON	WHITE BOARD TAPE	62.43
AMAZON	PARTS/PO 14587	138.64
BONSALL PEST	REMOTE SITE PEST CONTROL	210.00
HOME DEPOT	REPLACEMENT STEEL RAKE FOR CONSTRUCTION	31.23
HOME DEPOT	REPLACEMENT BLINDS	65.71
HOME DEPOT	FACILITIES SUPPLIES	75.94
HOME DEPOT	FACILITIES SUPPLIES	42.09
HOME DEPOT	FACILITIES SUPPLIES	12.98
MAJOR MARKET	BEVERAGE FOR EMPLOYEES	4.29
QUALITY GATE	QUARTERLY MAINTENANCE FEE	145.00
QUALITY GATE	QUARTERLY MAINTENANCE FEE	145.00
QUALITY GATE	QUARTERLY MAINTENANCE FEE	145.00
QUALITY GATE	QUARTERLY MAINTENANCE FEE	145.00
CSDA	REGISTRATION CANCELLATION - PTOWNSEND	(815.00)
CSDA	2025-2026 MEMBERSHIP DUES	150.00
CSDA	PRE-ANNUAL CONFERENCE WORKSHOP: ADMN OFCR	130.00
HOME DEPOT	POWERADE, WATER BOTTLES	221.19
HOME DEPOT	FOLDING HEX KEY SET	14.58
NASSCO, INC	NASSCO PACP/LACP/MACP CLASS - CHAND	1,240.00
NASSCO, INC	NASSCO PACP/LACP/MACP CLASS - RLOPEZ	1,240.00
AMAZON	RJ45 CONNECTORS	39.81
HOME DEPOT	STORAGE CONTAINERS	185.19
AMAZON	BITS AND RATCHETING SETS	275.30
WASABI	BACKUP SOLUTION	131.12
AMAZON	CLOUD STORAGE	2.69
AMAZON	SCADA RADIOS	409.44
AMAZON	SCADA CAMERAS	2,184.96
AMAZON	POWER SUPPLY	39.51
DO/MRO	SCADA PLC'S	1,508.50
HOME DEPOT	CONDUIT FOR ELECTRICAL UPGRADES	188.42
AMAZON	HDMI CABLES	26.91
AMAZON	RADIO CASES	905.29
DO/MRO	SCADA PLC'S	1,143.23
STARLINK	STARLINK EQUIPMENT	16.68
AMAZON	SCADA CAMERA BRACKETS	51.00
AMAZON	SCADA CAMERA BRACKETS	122.58
AMAZON	SCADA CAMERA BRACKETS	50.55
MICROSOFT	MICROSOFT CLOUD SERVICES	127.38
GOTOCONNECT	DISTRICT PHONE SERVICE	1,194.64

AMAZON	SCREWS, WASHERS, NUTS AND THREADED INSERTS	53.25
AMAZON	IPHONE SCREEN PROTECTORS AND CASES	38.57
AMAZON	DIGITAL CALIPERS	34.46
AMAZON	ELECTRONICS PARTS	94.90
ZOOM	ZOOM SUBSCRIPTION	149.94
AMAZON	LAPTOP BATTERY	42.94
DIRECT TV	EMERGENCY OPERATIONS CENTER SATELLITE TV	192.23
STARLINK	STARLINK EQUIPMENT	270.00
TWILIO	SMS SERVICES	20.77
AMAZON	SCADA RADIOS	1,145.30
APPLE	MONTHLY SUBSCRIPTION	2.99
RING	RING MONITORING SERVICES	9.99
DONUT PANTRY	ALL HANDS_EMPLOYEE MEETING_BREAKFAST	85.70
AMAZON	EXCELLENCE COIN AWARDS CARDSTOCK PAPER	15.06
ALASKA AIR	CALPELRA - ADMN OFCR AIRFARE	331.60
AWWA	CROSS CONNECTION TRAINING COURSE - DHILL	995.00
BACKDRAFT	AFTER-HOURS MEALS FOR CREW	99.32
HOME DEPOT	WRENCH, SCREWDRIVER SET, DRIVER SET	258.39
HOME DEPOT	POWERADE, WATER BOTTLES	44.00
UPPBEAT	ROYALTY FREE MUSIC SUBSCRIPTION FOR VIDEO PRODUCTION	18.99
EDCO AWARDS	AWARDS FOR 2025 NCWA STUDENT POSTER CONTEST WINNERS	119.81
WALMART	ART SUPPLY KIT MARKERS FOR NCWA STUDENT POSTER CONTEST WINNERS.	38.75
MICHAELS	ART SUPPLY SKETCH BOOKS FOR NCWA STUDENT POSTER CONTEST WINNERS.	32.59
USPS	SHIPPING AWARDS - NCWA CONTEST WINNER	18.50
CAPIO	CAPIO LEADERSHIP TRAINING CONFERENCE	399.00
HOME DEPOT	PORTABLE LIGHT FOR UNIT #4	486.15
WHIP AROUND	VEHICLE PRETRIP SOFTWARE	559.00
ZOHO	ZOHO FORMS FOR METERS	40.25
LINEGEAR FIRE & RESCUE	BRUSH REMOVAL EQUIPMENT	219.08
AZUGA	MONTHLY SERVICE FEE	244.15
TOTAL CHARGES		**127,615.99**

NOSSAMAN LLP | Memorandum

TO: Rainbow Municipal Water District

FROM: Alfred Smith

DATE: September 23, 2025

RE: Attorney Report: Public Records Act Update
501668-0002

I. INTRODUCTION.

This attorney report provides an update on the Public Records Act. In *Desolina Di Lauro v. City of Burbank*, the California Court of Appeal rejected a plaintiff's attempt to file a class action lawsuit under the California Public Records Act ("CPRA"). The appellate court's decision addresses a growing trend of lawsuits against public agencies seeking class action relief for alleged public records act violations. In rejecting this growing trend, the Court of Appeal concluded that class action relief under the CPRA is "unlikely, perhaps impossible."

II. BACKGROUND.

The City of Burbank (the "City") maintains a website with an option to submit CPRA requests electronically. The City's Department of Water and Power ("DWP") has its own website, but during the time in question, there was no link to the City's website or any other information about how someone could request public records. Plaintiff/appellant Desolina Di Lauro received a water bill from DWP that she thought was erroneous. She used DWP's website to request past bills to determine why her utility cost increased. She sent a CPRA records request via the "Contact Us" portal on the DWP's website on January 9, 15, and March 3 of 2023. The plaintiff never received a response. On May 2, 2023, the plaintiff complained on social media and was then contacted by a customer service representative. However, the plaintiff still did not receive the records or an email extending the response time.

The plaintiff filed a complaint, suing on behalf of herself and similarly situated class members. The complaint alleged a single cause of action for violation of the CPRA and the California Constitution based on the City's failure to comply with its obligation to respond to a CPRA request and to make such records available for inspection within the required time. Plaintiff alleged the City's failure to respond to her 2023 requests, and the absence of any means to request public records through the DWP website, violated the CPRA.

Plaintiff asserted claims on behalf of herself and two classes: (1) the "Timeliness Class," defined as all persons who requested records from the City but the City did not meet the relevant CPRA deadline; and (2) the "Burbank Class," defined as all residents of the City who had been prohibited or deterred from submitting a CPRA request because "the DWP and other specific departments within the City" do not offer a means to submit a CPRA request.

The City filed a general demurrer, arguing Plaintiff failed to state a cause of action under the CPRA, the purported class action was barred, and the purported class action was not likely to be certified.

The trial court sustained the City's demurrer without leave to amend. As to the class action, the trial court agreed with the City that the language of the CPRA and case law limit the ability to pursue a class claim because only the party who made a request for records is entitled to pursue judicial relief. As to the individual claim, the trial court found that because the City's website provided a method for submitting CPRA requests, the plaintiff's claim was solely based on DWP's failure to provide a method for submitting a CPRA claim through DWP's website. The court found that the City's duty to assist members to identify records or overcome practical obstacles was not a clear enough mandate to support the claim that the absence of CPRA information on the DWP website violated the CPRA.

The plaintiff timely appealed.

III. <u>COURT'S ANALYSIS.</u>

A. Plaintiff Barred from Bringing a Class Action Claim.

The Court of Appeal ruled that the plaintiff was barred from bringing a class action under the CPRA and California Constitution. The Court's CPRA class action decision was premised on Government Code section 7923.000, which states: "Any person may institute a proceeding for injunctive or declarative relief, or for a writ of mandate, in any court of competent jurisdiction, to enforce that person's right under this division to inspect or receive a copy of any public record or class of public records."

In support of its ruling, the Court cited *Filarsky v. Superior Court*, a 2002 California Supreme Court case, that precluded a public agency from filing a declaratory relief action to adjudicate its obligation to disclose records subject to a CPRA request. The *Filarsky* case found the CPRA's language "contemplates a declaratory relief proceeding commenced only by an individual or entity seeking disclosure of public records, and not by the public agency from which disclosure is sought. The Court also cited *San Lorenzo Valley Community Advocates for Responsible Education v. San Lorenzo Valley Unified School Dist.*, which cited *Filarsky*, to hold that the CPRA "provides neither explicit nor implicit authority for one person to enforce another person's inspection rights."

The Court thus concluded that the trial court correctly interpreted the statutory language of section 7923.000 as precluding the plaintiff from pursuing class relief for a CPRA violation.

The plaintiff made various other arguments as to why class relief should be granted, which the Court rejected. Plaintiff argued (1) public policy favors class actions; (2) the California Constitution requires a broad statutory construction of the right to public records; and (3) class actions are allowed under the Freedom of Information Act and Washington State's public records law. For each of these arguments, the court found that the text of the CPRA and the case law interpreting the CPRA did not warrant class relief under the CPRA.

The Court stated that class actions under the CPRA are nearly impossible to proceed with, if not outright prohibited. Further, the Court found the economic feasibility benefits of class relief for a CPRA claim to be questionable since successful CPRA enforcement actions result in court costs and attorney's fees for the record-seeking individual.

The Court quickly dismissed Plaintiff's California Constitution class relief claim, finding the language of the Constitution alone did not support Plaintiff's claim, and that her claim would suffer certification issues.

B. Plaintiff Permitted to Bring an Individual Public Records Act Claim.

Although the Court of Appeal rejected the class action claim, the Court allowed the plaintiff to move forward with an individual CPRA claim. In reaching this conclusion, the Court highlighted that an agency must respond in writing to a CPRA request within 10 days of receiving the request, with certain exceptions. The plaintiff alleged she made a records request which triggered the duty to respond, and the City did not respond in a timely manner nor request the records. The Court found these allegations were sufficient to state an individual claim for relief under the CPRA.

The City argued that the demurrer was correctly granted because the Court could have taken judicial notice that showed the City's records did not reflect the plaintiff's records request submission. The Court stated that even if it had taken judicial notice, all that would do for the City is raise a factual dispute, which was not appropriate for appeal. The Court found that because the plaintiff alleged sufficient facts for a cause of action under the CPRA, the demurrer to the individual claim was improperly granted and should be decided on its merits.

IV. <u>CONCLUSION.</u>

The Court of Appeal's decision is a positive and important case for public agencies, rejecting a growing trend by plaintiffs seeking class action relief for alleged

violations of the Public Records Act. The appellate court's decision concludes that the risk of a CPRA class action is low, perhaps impossible.

The ruling by the Court of Appeal also serves as an important reminder for public agencies to regularly review communications received by the public and respond to records requests. To aid in this effort, the Court suggested that agency websites should have a page for, or a link to, a place where members of the public can submit requests for public records, and those requests should be reviewed regularly.

AES

RAINBOW
MUNICIPAL WATER DISTRICT

BOARD ACTION
Item No. 16

BOARD OF DIRECTORS

September 23, 2025

SUBJECT

DISCUSSION AND POSSIBLE ACTION REGARDING THE APPOINTMENT, EMPLOYMENT; EVALUATION OF PERFORMANCE; OR COMPENSATION OF THE GENERAL MANAGER (JACOB WILEY)

BACKGROUND

CONTRACTED COST OF LIVING ADJUSTMENT
General Manager Jake Wiley's employment anniversary date is September 25, 2025. According to Section 3 of the Employment Agreement, Mr. Wiley shall be entitled to an annual cost-of-living adjustment, based on the average of 12-month increases in CPI reported in the most recent twelve months, with a maximum of 3%, effective on the anniversary of employment.

The most recently published 12-month change in CPI data for San Diego County is 4% as of July 2025.

Mr. Wiley's pay rate is $10,304.28 biweekly ($267,911.28 annually). The contracted 3% cost-of-living-adjustment (COLA) will bring his pay rate to $10,613.41 ($275,948.66 annually).

POSSIBLE MERIT ADJUSTMENT AND/OR BONUS
In addition, Mr. Wiley's current employment contract allows the Board of Directors to grant a base pay merit increase of up to 6% and/or a discretionary bonus of up to $20,000 annually based on the General Manager's performance evaluation. The board prepared and delivered a performance evaluation to Mr. Wiley at the September 17, 2025, closed-session board meeting.

A 1% merit increase would bring the General Manager's base pay to $10,719.54 ($278,708.04 annually)
A 2% merit increase would bring the General Manager's base pay to $10,825.68 ($281,467.68 annually)
A 3% merit increase would bring the General Manager's base pay to $10,931.81 ($284,227.06 annually)
A 4% merit increase would bring the General Manager's base pay to $11,037.95 ($286,986.70 annually)
A 5% merit increase would bring the General Manager's base pay to $11,144.08 ($289,746.08 annually)
A 6% merit increase would bring the General Manager's base pay to $11,250.21 ($292,505.46 annually)

GENERAL MANAGER COMPENSATION SURVEY
A survey of General Manager compensation and benefits at 17 retail water agencies* in San Diego County and Southwest Riverside County was conducted, referencing publicly available General Manager contract terms and the California State Controller's report from 2024.

SALARY: General Manager pay ranged from a low of $238,00 to a high of $402,875. The average salary was $308,449, and the median was $300,887. After accounting for the contracted COLA, Mr. Wiley's

salary ranked in the 6th percentile (second lowest) in base salary among the surveyed agencies. The average salary increase in the past year for General Managers among the surveyed agencies was 7.5%.

TOTAL CASH COMPENSATION: This includes all forms of cash compensation to the employee, including salary, bonuses, car/cell phone allowances, deferred compensation, vacation/PTO cash-outs, and other miscellaneous pay. This ranged from $238,500 to $519,000. The average total cash compensation was $346,835, and the median was $337,442. The average and median bonuses were $ $29,515 and $15,250, respectively; the average and median deferred compensation were $12,363/$9,776. The average and median other compensation was $24,585 and $15,540. Mr. Wiley's projected total cash compensation after his COLA is $304,099, also the 6th percentile of the surveyed agencies.

TOTAL COMPENSATION: Total compensation includes the cost of all compensation, including health insurance and pension benefits. The Total Compensation of the General Managers at the surveyed agencies ranged from $276,262 to $606,995. The average was $422,192 and the median was $403,240. The average and median costs of benefits and pensions were $69,192 and $61,533. After accounting for these costs, Mr. Wiley's total compensation ranked in the 19th percentile, or fourth lowest of the contracted agencies.

MOST SIMILAR AGENCIES: The data was then evaluated based on agency metrics to consider relevant agency factors such as proximity to Rainbow's service area, the General Manager's tenure in the role, the size of the staff managed, budget size, size of the service area, population served, number of service connections, and volume of water delivered. The breakdown of the agencies most similar to Rainbow in these factors is as follows:

Water Districts	**Median Salary**	**Mean Salary**	**MedianTotal Cash Comp**	**MeanTotal Cash Comp**
Neighboring Agencies	$290,000	$296,390	$321,728	$333,557
0-5 Years in role	$289,457	$300,536	$314,044	$342,674
Staff Headcount 51-100	$378,242	$273,142	$347,998	$339,332
$50-$100 Million budget	$300,678	$315,540	$324,665	$333,473
50-100 Mile Service Area	$290,014	$285,205	$319,632	$312,701
Less than 100,000 population served	$290,000	$285,540	$327,896	$322,819
Less than 25,000 Service Connections	$284,121	$261,044	$324,812	$314,774
10,000-20,000 AF Delivered	$302,217	$295,300	$324,136	$331,274

The average median salaries were $303,091, and the median was $290,007. The average mean salary was $289,087, and the median of the means was $290,420. The average of the median total cash compensation was $325,614, and the median of the medians was $324,401. The average mean total cash compensation was $328,826, and the median of the mean total cash compensation was $332,374.

*The agencies surveyed included: Eastern Municipal Water District, Elsinore Valley / WESA, Fallbrook Public Utilities District, Helix Water District, Olivenhain Municipal Water District, Otay MWD, Padre Dam, Rainbow Municipal Water District, Ramona MWD, Rancho California Municipal Water District, Rincon Del Diablo, Santa Fe Irrigation District, Sweetwater Authority, Valley Center Municipal Water District, Vallecitos Water District, Vista Irrigation District, and Western Municipal Water District.

DESCRIPTION

The Board may take action regarding the appointment, employment, performance, or compensation of the General Manager.

POLICY/STRATEGIC PLAN KEY FOCUS AREA

California Government Code §54953(c)(3) requires that before taking final action, the Board shall orally report a summary of the recommendation for final action on the salaries or compensation paid in the form of fringe benefits of a local agency executive during the open meeting in which the final action is to be taken.

BOARD OPTIONS/FISCAL IMPACTS

A member of the Board is required by Government Code §54953(c)(3) to orally report the summary of the recommendations before taking action.

Option 1: *"I move to authorize the Board President to execute an amendment to the General Manager's contract to increase base pay according to COLA terms previously negotiated between the Board and Mr. Wiley. The contracted 3% cost-of-living-adjustment (COLA) will bring his pay rate to $10,613.41 ($275,948.66 annually)."*

Option 2: *"I move to authorize the Board President to execute an amendment to the General Manager's contract to increase base pay according to the contracted 3% cost-of-living-adjustment (COLA), bringing Mr. Wiley's base pay rate to $10,613.41 ($275,948.66 annually),* ***AND a merit increase (and/or bonus) as follows:***

- *an increase to Mr. Wiley's base salary by a ____% merit increase to bring the annual salary to _____, beginning on _____(date);* ***and/or***
- *and a one-time lump sum discretionary bonus of $_____, to be paid on the next regular pay date."*

Option 3: Other action at the Board's discretion. A member of the Board is required by Government Code §54953(c)(3) to orally report the summary of the recommendations before taking action.

ENVIRONMENTAL

In accordance with CEQA guidelines Section 15378, the action before the Board does not constitute a "project" as defined by CEQA, and further environmental review is not required at this time.

STAFF RECOMMENDATION

Staff defers to the Board for discussion and possible action.

Karleen Harp September 23, 2025
Administrative Services Manager