



## BOARD INFORMATION

### BOARD OF DIRECTORS

January 23, 2024

---

#### SUBJECT

FINANCE REPORT FOR JANUARY 2024

---

#### DESCRIPTION

Summary:

##### Water Sales:

Budgeted 12,700 AF

Actual December FYTD 23/24 6,800 AF

Actual December FYTD 22/23 8,783 AF

Actual December FYTD 21/22 8,897 AF

Actual December FYTD 20/21 9,724 AF

##### Water Purchases & Water Sales:

The Five-Year Water Purchases Demand Chart (Attachment D) reports purchases; this data is available in real time. Purchases for the fiscal year ending June 30, 2024, are below the 5-year average (blue line).

The district ended FY23 with 11,835 in sales. Water sales experienced record lows in July through October and are on track to finish just under 10,000 acre-feet in sales if the remainder of FY 24 resembles FY 23. If the remainder of the year is equal to the average of the prior two years, sales will still hit the budgeted 12,700 acre-feet in sales.

The Water Sales Summary Report (Attachment E) represents water that was billed to customers, so the data is time delayed in comparison to the Five-Year Water Purchases Demand Chart. Water Loss from meter inaccuracy and breaks is also not included in the Five-Year Demand Chart since this data is from purchases. These two reports will not correlate unless they are both presented for the same date; we provide the purchases report in real time to provide the board with the most current demand information available.

##### Monthly Call Volume:

The call volume for December 2023 included 815 calls to customer service compared to 612 for the same month one year prior. The average talk time was 4 minutes and 56 seconds. The average time in the queue was 42 seconds. The max time in queue was 9 minutes and 8 seconds compared to 28 minutes and 23 seconds for the same month one year prior.

##### Attachments:

- C. Treasury Report (December FY24)
- D. Five-Year Water Purchases Demand Chart (through 01/01/2024)
- E. Water Sales Summary (December FY24)
- F. Check Register (October & November FY24)
- G. Directors' Expense Report (October & November FY24)
- H. Credit Card Breakdown (October & November FY24)
- I. RMWD Properties
- J. Grant Progress Report

---

Renee Poole  
Interim Finance Manager

January 23, 2024

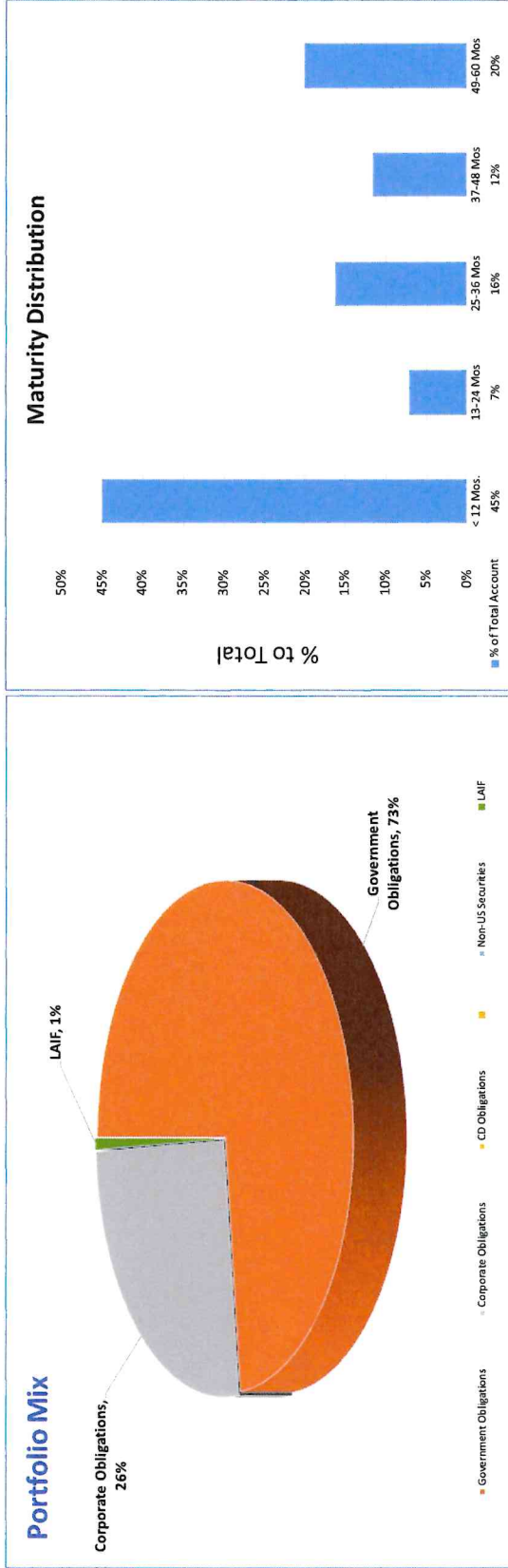
Attachment C

RAINBOW MUNICIPAL WATER DISTRICT  
 TREASURER'S MONTHLY REPORT OF INVESTMENTS  
 PORTFOLIO SUMMARY  
 12/31/23  
 Quarter 2 FY24



TYPE	ISSUER	CUSIP	Bond Rating	Date of Maturity	Par Value	Cost Basis	Market Value*	Interest Rate	Yield to Maturity	Semi-Annual Interest	Days to Maturity	Object
Money Market Funds	First American Government Wilmington Trust	31846V567 CSCDA.2017-01			\$ -	\$ 2,239,472	\$ 2,239,472			\$ -	0	11508
Total Cash & Cash Equivalents												
Callable 10/14/22 1X	FEDERAL FARM CR BKS	3133EPRN7	Aaa	07/28/28	\$ 515,000	\$ 515,000	\$ 518,821	5.050%	5.050%	\$ 13,004	1671	11508
Non-Callable	FEDERAL HOME LOAN BKS	3130APAM7	Aaa	10/14/26	\$ 500,000	\$ 497,500	\$ 458,130	0.900%	1.000%	\$ 2,239	1018	11508
Callable 4/21/23 1X	FEDERAL HOME LOAN BKS	3130AQF40	Aaa	12/20/24	\$ 500,000	\$ 499,710	\$ 481,995	1.000%	1.020%	\$ 2,499	355	11508
Callable 7/22/22 QTR	FEDERAL HOME LOAN BKS STEP UP	3130ARQ61	Aaa	10/21/24	\$ 500,000	\$ 502,195	\$ 495,650	2.200%	2.900%	\$ 5,524	295	11508
	FEDERAL HOME LOAN BKS	3130ARJH5	Aaa	04/22/27	\$ 500,000	\$ 500,000	\$ 484,150	3.150%	3.150%	\$ 7,875	1208	11508
	FEDERAL HOME LOAN BKS	3130ARY62	Aaa	05/23/25	\$ 600,000	\$ 594,210	\$ 596,850	4.000%	4.000%	\$ 11,884	509	11508
	FEDERAL HOME LOAN BKS	3130AT2T3	Aaa	08/25/27	\$ 500,000	\$ 503,370	\$ 489,650	3.350%	3.120%	\$ 8,431	1333	11508
	FEDERAL FARM CR BKS	3130AXW46	Aaa	11/07/28	\$ 470,000	\$ 472,585	\$ 477,538	4.800%	4.800%	\$ 11,342	1773	11508
	TENNESSEE VALLEY AUTHORITY	880591ER9	Aaa	09/15/24	\$ 500,000	\$ 497,780	\$ 492,525	2.875%	2.930%	\$ 7,156	259	11508
Total Government Obligations												
Callable 05/28/23	JOHN DEERE CAPITAL CORP	24422EXB0	A2	07/14/28	\$ 285,000	\$ 289,093	\$ 292,185	4.950%	4.940%	\$ 7,155	1657	11508
Total Corporate Issues	TOYOTA MOTOR CORP	89236TK07	A1	01/13/28	\$ 400,000	\$ 400,000	\$ 405,120	4.625%	4.680%	\$ 9,250	1473	11508
	JPMORGAN CHASE & CO	48128G3N8	A1	05/28/26	\$ 1,000,000	\$ 1,000,000	\$ 910,530	1.200%	1.350%	\$ 6,000	879	11508
Total CD Obligations												
Total Non-US Securities												
Subtotal Long Term	Local Agency Investment Fund (LAIF)**	0.995198939			\$ 6,270,000	\$ 8,560,915	\$ 8,392,636			\$ -	0	10103
Pooled Investment					\$ -	\$ 42,977	\$ 42,977			\$ -		
<b>Portfolio Totals</b>					\$ -	\$ 8,603,892	\$ 8,435,613			\$ -		

Attachment C



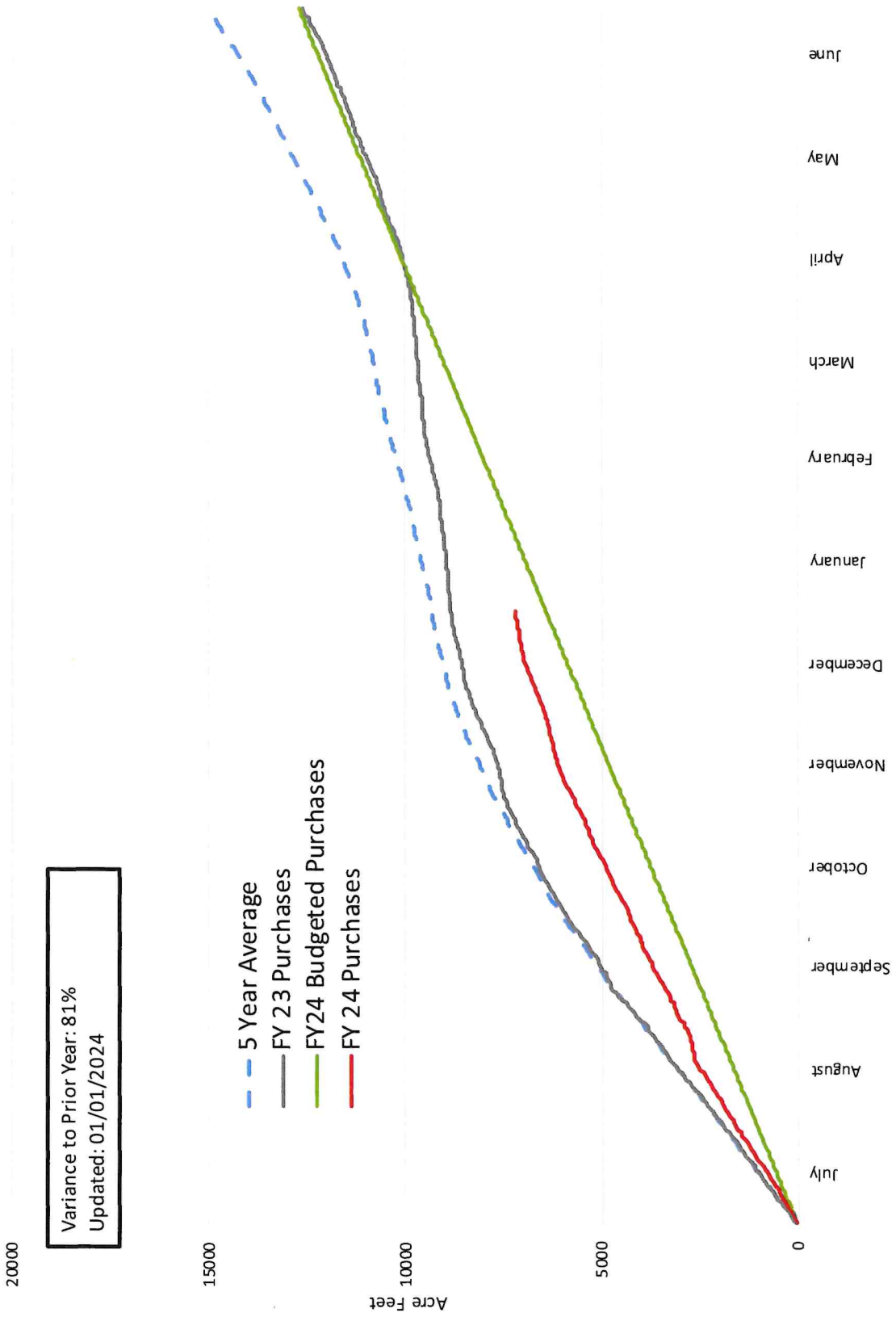
This monthly report accurately reflects all District pooled investments. It is in conformity with the Investment Administrative code section 5.03.080. The District has sufficient cash flow to meet six months of obligations. This is in effect is in compliance with the current Investment Policy.

*Renee Poole*  
 Renee Poole, Interim Finance Manager

1/9/24

\*Source of Market Value - US Bank monthly statements  
 \*\*Source of LAIF FMV - CA State Treasurer Pooled Money Investment Account @ <https://www.treasurer.ca.gov/pmie-laiif/reports/valuation.asp>

### System Demands Comparison Chart



## Comparative Water Sales YTD from Prior Years

### FISCAL YEAR 2023-2024

Quantity of Meters	User Code	JUL	AUG	SEP	OCT	NOV	DEC	JAN	FEB	MAR	APR	MAY	JUN	Acre Feet
1,186	AD	73,075	98,185	92,075	77,588	82,787	63,826							1,119
513	AG	88,313	138,196	135,366	96,417	109,805	74,154							1,474
275	CM	28,891	42,818	38,203	28,504	26,940	18,592							422
37	CN	2,428	2,729	3,258	2,355	1,644	1,413							32
21	IS	1,834	2,641	2,376	2,033	2,143	2,276							31
124	MF	11,239	13,710	15,934	13,516	13,151	13,335							186
139	PC	43,776	65,411	57,622	52,212	60,741	37,202							728
300	PD	60,282	87,083	76,700	64,555	68,080	46,098							925
6,234	SF	124,919	158,311	158,813	135,270	132,434	110,734							1,884
8,829	Total	434,757	609,084	580,347	472,450	497,725	367,630	-	-	-	-	-	-	6,800

### FISCAL YEAR 2022-2023

Quantity of Meters	User Code	JUL	AUG	SEP	OCT	NOV	DEC	JAN	FEB	MAR	APR	MAY	JUN	Acre Feet
1,186	AD	126,735	108,343	138,717	105,317	80,300	58,695							1,419
513	AG	190,990	174,397	235,403	155,228	102,380	68,805							2,129
275	CM	52,026	47,725	62,693	42,811	30,621	18,036							583
37	CN	13,891	8,870	16,009	8,213	5,318	3,084							127
21	IS	4,157	3,544	4,402	2,791	2,272	1,558							43
124	MF	14,020	12,841	16,595	13,322	11,561	11,252							183
139	PC	86,650	77,010	99,962	77,857	55,755	35,872							994
300	PD	102,297	94,478	121,441	87,843	64,766	43,940							1,182
6,234	SF	181,808	160,423	198,867	157,915	123,786	102,284							2,124
8,829	Total	772,574	687,631	894,089	651,297	476,759	343,526	-	-	-	-	-	-	8,783

### FISCAL YEAR 2021-2022

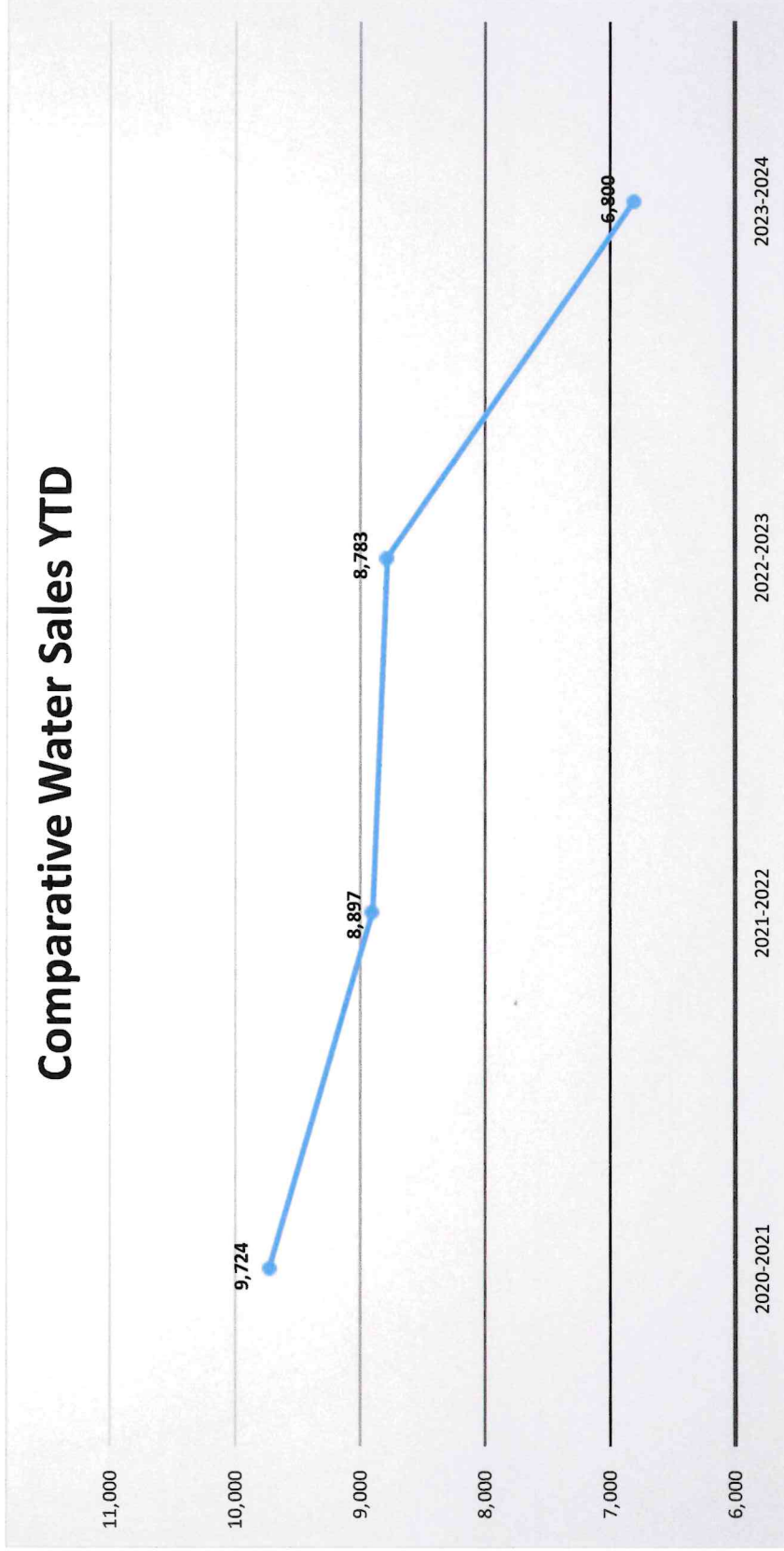
Quantity of Meters	User Code	JUL	AUG	SEP	OCT	NOV	DEC	JAN	FEB	MAR	APR	MAY	JUN	Acre Feet
1,227	AD	49,878	120,877	132,208	105,801	71,840	86,788							1,303
531	AG	126,020	156,517	188,678	141,035	94,403	113,507							1,883
276	CM	43,597	45,074	58,754	34,843	22,862	24,113							526
26	CN	9,809	7,353	8,900	4,999	8,247	7,795							108
21	IS	4,094	3,585	3,722	2,400	1,528	1,795							39
121	MF	14,171	12,501	14,634	11,363	10,797	11,216							171
148	PC	105,195	87,728	98,194	76,152	51,934	66,232							1,114
313	PD	104,423	101,695	108,445	85,321	56,327	69,973							1,208
-	SC	54,638	-	-	-	-	-							125
-	SD	86,465	-	-	-	-	-							198
6,012	SF	186,785	176,948	193,467	155,723	117,189	137,144							2,221
8,675	Total	785,075	712,278	807,002	617,637	435,127	518,563	-	-	-	-	-	-	8,897

### FISCAL YEAR 2020-2021

Quantity of Meters	User Code	JUL	AUG	SEP	OCT	NOV	DEC	JAN	FEB	MAR	APR	MAY	JUN	Acre Feet
549	AD	34,763	39,406	46,230	42,502	34,921	21,626							504
402	AG	109,886	131,840	137,233	129,675	105,410	64,136							1,557
271	CM	43,615	49,777	48,946	49,458	35,129	19,261							565
24	CN	6,330	12,547	10,164	14,057	8,403	5,244							130
21	IS	2,513	2,972	3,359	3,231	1,698	1,013							34
114	MF	14,151	14,484	14,090	14,996	12,993	9,384							184
	PC	-	-	-	-	-	-							-
	PD	-	-	-	-	-	-							-
319	SC	137,945	133,502	160,919	156,961	123,278	85,624							1,832
1,012	SD	186,337	204,966	223,721	229,964	179,016	112,667							2,609
5,851	SF	169,793	186,711	189,918	189,511	157,332	112,083							2,308
8,563	Total	705,333	776,205	834,580	830,355	658,180	431,038	-	-	-	-	-	-	9,724

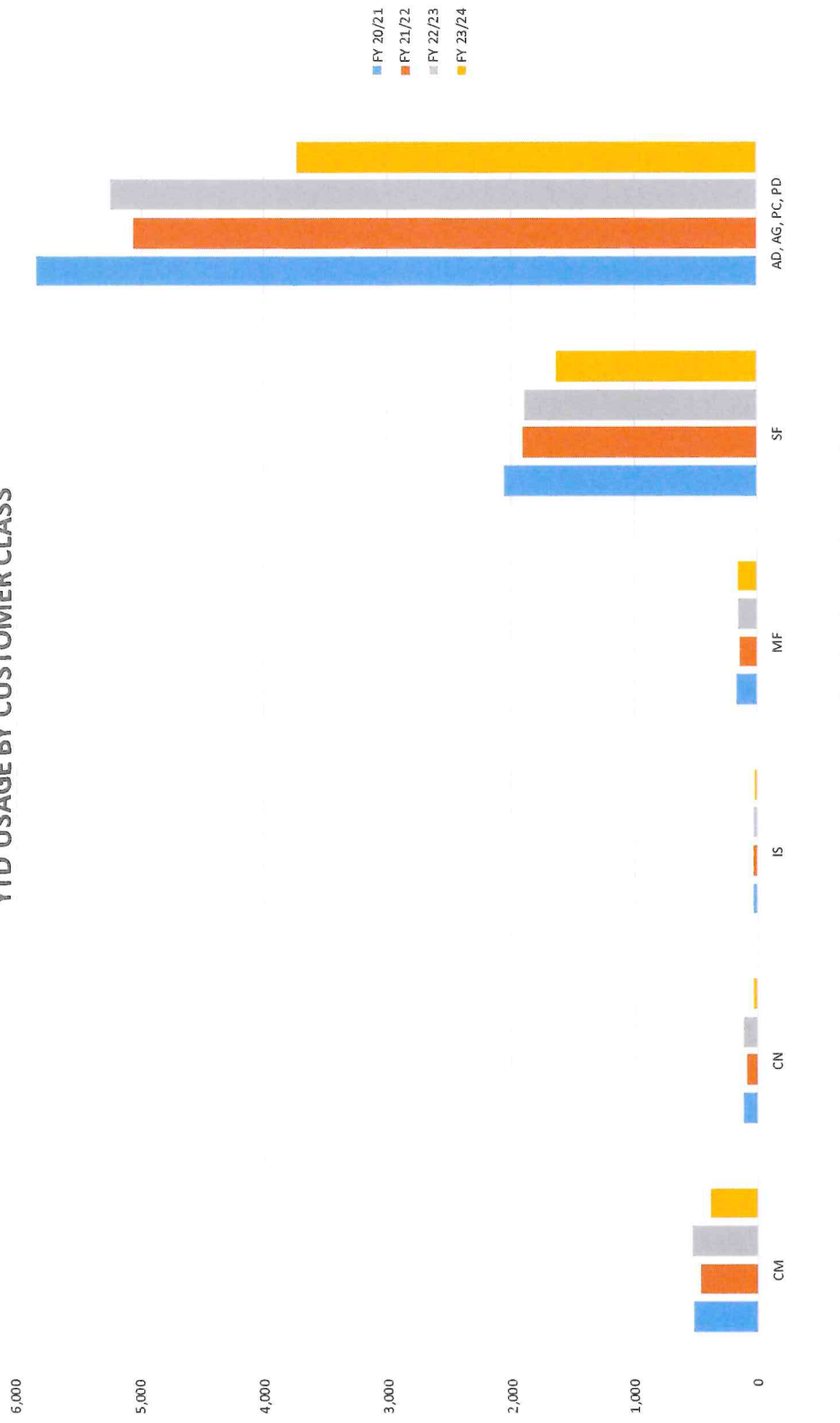


## Comparative Water Sales YTD from Prior Years





### YTD USAGE BY CUSTOMER CLASS





**Check Register  
October & November 2023**

Description	Bank Transaction Code	Issue Date	Amount
HOME DEPOT CC - ALL (SEPTEMBER 2023 STATEMENT)	EFT	10/02/2023	4,276.17
US BANK CC - DAUGHERTY (SEPTEMBER STATEMENT)	EFT	10/12/2023	597.48
US BANK CC - DEL RIO (SEPTEMBER STATEMENT)	EFT	10/12/2023	673.66
US BANK CC - HAND (SEPTEMBER STATEMENT)	EFT	10/12/2023	66.73
US BANK CC - HARP (SEPTEMBER STATEMENT)	EFT	10/12/2023	175.00
US BANK CC - KENNEDY (SEPTEMBER STATEMENT)	EFT	10/12/2023	606.43
US BANK CC - LAGUNAS (SEPTEMBER STATEMENT)	EFT	10/12/2023	105.39
US BANK CC - LARGENT (SEPTEMBER STATEMENT)	EFT	10/12/2023	264.74
US BANK CC - ORTIZ (SEPTEMBER STATEMENT)	EFT	10/12/2023	67.07
US BANK CC - WILLIAMS (SEPTEMBER STATEMENT)	EFT	10/12/2023	55.41
SDCWA WATER PURCHASE- AUGUST 2023	WIRE	10/13/2023	2,346,815.20
SDCWA CAP FEES-1ST QUARTER FY24	WIRE	10/25/2023	219,121.00
WEX - ADMIN FEES (SEP 2023)	EFT	10/25/2023	89.90
ABATIX CORP	CHECK	10/27/2023	3,275.16
ACWA/JPIA	ACH	10/27/2023	24,166.08
AIRGAS USA, LLC	ACH	10/27/2023	2,067.19
ALLIANCE RESOURCE CONSULTING LLC	CHECK	10/27/2023	7,500.00
AMERICAN BUSINESS BANK	CHECK	10/27/2023	440.00
APPLEONE EMPLOYMENT SERVICES	CHECK	10/27/2023	295.63
ARAMARK UNIFORM SERVICES	CHECK	10/27/2023	2,765.24
ART'S TRENCH PLATE & KRAIL SERVICE CO, INC.	ACH	10/27/2023	505.00
ASPIRE FINANCIAL SERVICES, LLC	CHECK	10/27/2023	300.00
ASSOCIATION OF CALIFORNIA WATER AGENCIES	CHECK	10/27/2023	26,490.00
AT&T	CHECK	10/27/2023	158.21
AT&T	CHECK	10/27/2023	663.75
AT&T LONG DISTANCE	CHECK	10/27/2023	48.43

Description	Bank Transaction Code	Issue Date	Amount
ATLAS ENGINEERING WEST, INC.	CHECK	10/27/2023	424.00
ATS COMMUNICATIONS	CHECK	10/27/2023	5,983.00
AZUGA, INC.	ACH	10/27/2023	238.95
BABCOCK LABORATORIES, INC	ACH	10/27/2023	1,972.22
BADGER METER INC.	CHECK	10/27/2023	531.00
BANNER BANK	CHECK	10/27/2023	22,416.63
BAVCO	CHECK	10/27/2023	4,479.29
BOOT BARN INC	CHECK	10/27/2023	174.65
BP BATTERY INC.	ACH	10/27/2023	164.91
BRIGHTVIEW LANDSCAPE SERVICES	CHECK	10/27/2023	1,250.00
CALIFORNIA SPECIAL DISTRICTS ASSOCIATION	CHECK	10/27/2023	9,275.00
CHAD WILLIAMS	CHECK	10/27/2023	6,227.63
CLEAN WATER SOCIAL	CHECK	10/27/2023	538.00
CLEARSTAR, INC.	CHECK	10/27/2023	9.72
COLONIAL LIFE & ACCIDENT INS.	CHECK	10/27/2023	121.42
COPY 2 COPY	CHECK	10/27/2023	83.99
CORE & MAIN LP	CHECK	10/27/2023	20,306.70
COUNTY OF S.D. DEPT OF ENVIRONMENTAL HEALTH	CHECK	10/27/2023	1,842.00
COUNTY OF SAN DIEGO DEPT OF PUBLIC WORKS	CHECK	10/27/2023	483.50
COUNTY OF SAN DIEGO, RCS	CHECK	10/27/2023	1,310.19
CRAIG SHOBE	CHECK	10/27/2023	1,700.00
CRUZ STRATEGIES, LLC	CHECK	10/27/2023	25,000.00
DELL BUSINESS CREDIT	CHECK	10/27/2023	2,785.46
DIAMOND ENVIRONMENTAL SERVICES	CHECK	10/27/2023	809.06
DLM ENGINEERING, INC.	CHECK	10/27/2023	1,435.37
EMANUEL OLIVAS	CHECK	10/27/2023	308.00
EUROSOURCE JANITORIAL SERVICE INC.	ACH	10/27/2023	3,935.00
EVERBANK, N.A.	CHECK	10/27/2023	3,275.88
FALLBROOK AUTO PARTS	CHECK	10/27/2023	2,044.60
FALLBROOK WASTE AND RECYCLING	CHECK	10/27/2023	3,784.43
FEDEX	CHECK	10/27/2023	226.05
FERGUSON WATERWORKS #1083	CHECK	10/27/2023	16,319.92
FLUME TECH	CHECK	10/27/2023	939.58
FLYERS ENERGY LLC	ACH	10/27/2023	10,351.42

Description	Bank Transaction Code	Issue Date	Amount
GILLINGHAM WATER PLANNING & ENGINEERING, INC.	CHECK	10/27/2023	17,405.00
GOLDEN STATE INDUSTRIAL COATINGS, INC.	CHECK	10/27/2023	5,000.00
HAAKER EQUIPMENT CO.	ACH	10/27/2023	91.44
HARRIS & ASSOCIATES, INC.	ACH	10/27/2023	4,810.75
HAZARD CONSTRUCTION ENGR LLC	CHECK	10/27/2023	8,360.00
HELIX ENVIRONMENTAL PLANNING INC	ACH	10/27/2023	9,911.80
HOCH CONSULTING, APC	CHECK	10/27/2023	75,624.60
HOUSTON AND HARRIS	CHECK	10/27/2023	3,633.00
ICONIX WATERWORKS (US) INC	ACH	10/27/2023	4,284.56
IMPACT DESIGN	CHECK	10/27/2023	701.22
INFOSEND, INC.	CHECK	10/27/2023	5,666.58
JAMES W FOWLER CO	ACH	10/27/2023	425,916.04
KENNY'S STRAWBERRY FARMS	CHECK	10/27/2023	1,490.12
KEVIN MILLER	ACH	10/27/2023	363.00
KNOCKOUT PEST CONTROL& TERMITTE, INC.	CHECK	10/27/2023	600.00
KYOCERA DOCUMENT SOLUTIONS AMERICA, INC.	CHECK	10/27/2023	14.00
LANCE, SOLL & LUNGHARD LLP	CHECK	10/27/2023	3,300.00
LINCOLN NATIONAL LIFE INSURANCE COMPANY	CHECK	10/27/2023	6,150.85
LIQUID ENVIRONMENTAL SOLUTIONS OF CA, LLC	ACH	10/27/2023	420.00
LISA HITCHENS	CHECK	10/27/2023	1,059.78
MDB INC.	CHECK	10/27/2023	1,647.80
MICHAEL A. MELLANO	CHECK	10/27/2023	2,305.20
MITCHELL 1	CHECK	10/27/2023	7,061.47
MOBILE MINI, INC	CHECK	10/27/2023	1,261.86
MOBILE MODULAR	CHECK	10/27/2023	3,987.28
MODULAR BUILDING CONCEPTS, INC	CHECK	10/27/2023	1,687.37
ONESOURCE DISTRIBUTORS, LLC	CHECK	10/27/2023	41.42
PACIFIC PIPELINE SUPPLY	CHECK	10/27/2023	10,266.34
PARADISE CHEVROLET CADILLAC	ACH	10/27/2023	422.51
PARKHOUSE TIRE, INC.	ACH	10/27/2023	3,415.15
PERRAULT CORPORATION	CHECK	10/27/2023	11,373.71
PITNEY BOWES BANK INC PURCHASE POWER	CHECK	10/27/2023	999.85
PRECISION MOBILE DETAILING	ACH	10/27/2023	1,478.06
PRINCIPAL LIFE INSURANCE COMPANY	ACH	10/27/2023	8,180.88

Attachment F

Description	Bank Transaction Code	Issue Date	Amount
QUALITY CHEVROLET	ACH	10/27/2023	743.98
QUALITY GATE COMPANY	ACH	10/27/2023	435.00
ROBCAR CORPORATION	CHECK	10/27/2023	3,550.00
ROLLIN C BUSH	CHECK	10/27/2023	5,076.93
RT LAWRENCE CORPORATION	ACH	10/27/2023	768.41
SAN DIEGO COUNTY ASSESSOR/RECORDER/CLERK	CHECK	10/27/2023	60.00
SAN DIEGO FRICTION PRODUCTS, INC.	CHECK	10/27/2023	194.82
SAN DIEGO GAS & ELECTRIC	CHECK	10/27/2023	218,129.23
SHRED-IT USA LLC	CHECK	10/27/2023	721.83
SONSRAY MACHINERY LLC.	ACH	10/27/2023	20,637.40
SOUTHLAND PIPE CORP.	CHECK	10/27/2023	905.66
SOUTHWEST ANSWERING SERVICE, INC.	CHECK	10/27/2023	1,056.00
SPARLING INSTRUMENTS, LLC	CHECK	10/27/2023	840.00
SPECIALTY MOWING SERVICES, INC.	ACH	10/27/2023	56,991.95
STREAMLINE	CHECK	10/27/2023	655.00
TCN, INC	CHECK	10/27/2023	37.70
THE ALCHEMY GROUP INC	CHECK	10/27/2023	21,000.00
THE WELD SHOP, INC	ACH	10/27/2023	3,000.00
ULINE	CHECK	10/27/2023	623.38
UNDERGROUND SERVICE ALERT	ACH	10/27/2023	338.69
US BANK CC - KENNEDY (OCTOBER STATEMENT)	EFT	10/27/2023	159.91
VALLEY CONSTRUCTION MANAGEMENT	CHECK	10/27/2023	106,165.88
VERIZON WIRELESS	CHECK	10/27/2023	6,432.93
VILLAGE NEWS	CHECK	10/27/2023	150.00
WATERLINE TECHNOLOGIES INC.	CHECK	10/27/2023	28,258.53
WESTERN LANDSCAPE MAINTENANCE PLUS, INC.	ACH	10/27/2023	532.51
WESTERN WATER WORKS SUPPLY	CHECK	10/27/2023	7,338.86
WHITE CAP CONSTRUCTION SUPPLY	CHECK	10/27/2023	3,606.06
WILLDAN FINANCIAL SERVICES	CHECK	10/27/2023	2,750.00
US BANK CC - RAMIREZ (OCTOBER STATEMENT)	EFT	10/30/2023	295.18
FREDDY ESPINO	CHECK	11/02/2023	388.30
HOME DEPOT CC - ALL (OCTOBER 2023 STATEMENT)	EFT	11/02/2023	1,881.42
ACE LOCK & KEY	CHECK	11/09/2023	312.00
ACWA-JPIA	ACH	11/09/2023	187,702.29

Description	Bank Transaction Code	Issue Date	Amount
AMERICAN EXPRESS - TK (OCTOBER STATEMENT)	WIRE	11/09/2023	138,989.98
ARAMARK UNIFORM SERVICES	CHECK	11/09/2023	1,300.16
ATLAS ENGINEERING WEST, INC.	CHECK	11/09/2023	583.00
BABCOCK LABORATORIES, INC	ACH	11/09/2023	951.00
BADGER METER INC.	CHECK	11/09/2023	5,280.86
BONSALL PEST CONTROL	CHECK	11/09/2023	210.00
BRIGHTVIEW TREE CARE SERVICES, INC.	CHECK	11/09/2023	4,777.00
COLONIAL LIFE & ACCIDENT INS.	CHECK	11/09/2023	60.71
COPY 2 COPY	CHECK	11/09/2023	1,129.17
CORE & MAIN LP	CHECK	11/09/2023	2,685.83
COUNTY OF SAN DIEGO, RCS	CHECK	11/09/2023	1,310.19
CRAIG O'NEIL	CHECK	11/09/2023	2,395.00
CRAIG SHOBE	CHECK	11/09/2023	2,475.00
CSDA, SAN DIEGO CHAPTER	CHECK	11/09/2023	350.00
CUSTOM TRUCK BODY & EQUIPMENT, INC.	ACH	11/09/2023	10,989.94
DEAN CONSTRUCTION CORP	CHECK	11/09/2023	1,020.43
DIAMOND ENVIRONMENTAL SERVICES	CHECK	11/09/2023	342.66
EUROSOURCE JANITORIAL SERVICE INC.	ACH	11/09/2023	3,935.00
FALLBROOK ACE HARDWARE	CHECK	11/09/2023	24.48
FALLBROOK AUTO PARTS	CHECK	11/09/2023	3,259.10
FALLBROOK IRRIGATION SUPPLIES	CHECK	11/09/2023	32.24
FALLBROOK PROPANE GAS CO.	CHECK	11/09/2023	3,101.58
FALLBROOK WASTE AND RECYCLING	CHECK	11/09/2023	3,260.12
FEDEX	CHECK	11/09/2023	94.11
FERGUSON WATERWORKS #1083	CHECK	11/09/2023	8,936.15
FLUME TECH	CHECK	11/09/2023	2,583.85
FLYERS ENERGY LLC	ACH	11/09/2023	9,945.26
GOSCH FORD TEMECULA	CHECK	11/09/2023	75.06
GRANGETTO'S-FALLBROOK	CHECK	11/09/2023	147.22
HAAKER EQUIPMENT CO.	ACH	11/09/2023	100.65
HARRIS & ASSOCIATES, INC.	ACH	11/09/2023	34,861.69
HASA INC.	CHECK	11/09/2023	3,261.24
HELIX ENVIRONMENTAL PLANNING INC	ACH	11/09/2023	1,237.50
HILL BROTHERS CHEMICAL CO.	CHECK	11/09/2023	3,619.94

## Attachment F

Description	Bank Transaction Code	Issue Date	Amount
HORIZON HILL MATERIALS, LLC	CHECK	11/09/2023	4,162.82
ICONIX WATERWORKS (US) INC	ACH	11/09/2023	2,270.97
IMPACT DESIGN	CHECK	11/09/2023	2,398.28
INFOSEND, INC.	CHECK	11/09/2023	10,726.36
INLAND KENWORTH (US) INC	ACH	11/09/2023	245.19
KENNEDY/JENKS CONSULTANTS INC	ACH	11/09/2023	2,740.00
KNIGHT SECURITY & FIRE SYSTEMS	ACH	11/09/2023	2,508.00
MATTHEW AMBERSON	CHECK	11/09/2023	1,054.38
MODULAR BUILDING CONCEPTS, INC	CHECK	11/09/2023	1,805.88
NUTRIEN AG SOLUTIONS, INC	CHECK	11/09/2023	48.51
OCCUPATIONAL HEALTH CENTERS OF CA, A MEDICAL CORP	CHECK	11/09/2023	99.00
ORTIZ CORPORATION	CHECK	11/09/2023	49,859.57
PACIFIC PIPELINE SUPPLY	CHECK	11/09/2023	2,166.05
PALA BAND OF MISSION INDIANS	CHECK	11/09/2023	9,759.36
PARKHOUSE TIRE, INC.	ACH	11/09/2023	1,917.73
PERRAULT CORPORATION	CHECK	11/09/2023	869.81
PETTY CASH - ADMINISTRATION	CHECK	11/09/2023	341.58
POWER PLUS	CHECK	11/09/2023	18,740.00
PRECISION MOBILE DETAILING	ACH	11/09/2023	430.89
QUALITY CHEVROLET	ACH	11/09/2023	85.98
RHO MONSERATE C.C.H.A.	CHECK	11/09/2023	479.37
SAFETY-KLEEN	ACH	11/09/2023	470.50
SAN DIEGO GAS & ELECTRIC	CHECK	11/09/2023	78,846.17
SAN DIEGO LAFCO	CHECK	11/09/2023	50,000.00
SDCWA WATER PURCHASE- SEPTEMBER 2023	WIRE	11/09/2023	2,166,081.70
SHRED-IT USA LLC	CHECK	11/09/2023	1,145.07
SONSRAY MACHINERY LLC.	ACH	11/09/2023	548.10
SOUTHWEST ANSWERING SERVICE, INC.	CHECK	11/09/2023	1,056.00
SOUTHWEST BOULDER & STONE, INC.	CHECK	11/09/2023	151.47
STREAMLINE	CHECK	11/09/2023	355.00
T S INDUSTRIAL SUPPLY	CHECK	11/09/2023	785.52
TCN, INC	CHECK	11/09/2023	7.63
TEMECULA GLASS & MIRROR	CHECK	11/09/2023	11,981.28
THE WELD SHOP, INC	ACH	11/09/2023	134.69

Description	Bank Transaction Code	Issue Date	Amount
TIME WARNER CABLE/SPECTRUM	CHECK	11/09/2023	2,800.00
UNDERGROUND SERVICE ALERT	ACH	11/09/2023	347.44
US BANK	ACH	11/09/2023	291.67
US BANK CC - COFFEY (OCTOBER STATEMENT)	EFT	11/09/2023	45.48
US BANK CC - DAUGHERTY (OCTOBER STATEMENT)	EFT	11/09/2023	534.18
US BANK CC - LAGUNAS (OCTOBER STATEMENT)	EFT	11/09/2023	457.23
US BANK CC - LARGENT (OCTOBER STATEMENT)	EFT	11/09/2023	125.22
US BANK CC - LOPEZ (OCTOBER STATEMENT)	EFT	11/09/2023	76.36
WATERLINE TECHNOLOGIES INC.	CHECK	11/09/2023	10,710.89
WILD ACRES ROAD MAINTENANCE	CHECK	11/09/2023	2,371.79
ADP - ADVICE OF DEBIT #646081572	EFT	11/10/2023	1,468.08
ACCURATE MEASUREMENT SYSTEMS	CHECK	11/16/2023	4,040.94
JOEL GONZALEZ	CHECK	11/16/2023	1,072.73
PATRICK & MARCELLE KRAUSE	CHECK	11/16/2023	1,100.00
POWER PLUS	CHECK	11/16/2023	1,505.00
TRACY LARGENT	CHECK	11/16/2023	342.04
US BANK	ACH	11/16/2023	291.67
ALBERTSON COMPANIES	CHECK	11/21/2023	603.00
ARAMARK UNIFORM SERVICES	CHECK	11/21/2023	611.98
AT&T	CHECK	11/21/2023	759.15
BADGER METER INC.	CHECK	11/21/2023	5,000.00
BONSALL PEST CONTROL	CHECK	11/21/2023	1,385.00
BOOT BARN INC	CHECK	11/21/2023	594.10
BOOT WORLD, INC	ACH	11/21/2023	169.68
BP BATTERY INC.	ACH	11/21/2023	157.15
CDW GOVERNMENT, INC.	CHECK	11/21/2023	3,835.57
COLONIAL LIFE & ACCIDENT INS.	CHECK	11/21/2023	60.71
CORE & MAIN LP	CHECK	11/21/2023	602.13
CORRPRO COMPANIES, INC.	ACH	11/21/2023	6,315.70
CRAIG SHOBE	CHECK	11/21/2023	535.00
DAILY JOURNAL CORPORATION	CHECK	11/21/2023	377.00
DARKTRACE HOLDING LIMITED	ACH	11/21/2023	15,225.00
DETECTION INSTRUMENTS CORPORATION	CHECK	11/21/2023	115.00
DIAMOND ENVIRONMENTAL SERVICES	CHECK	11/21/2023	483.12



Attachment F

Description	Bank Transaction Code	Issue Date	Amount
FALLBROOK ACE HARDWARE	CHECK	11/21/2023	62.11
FEDEX	CHECK	11/21/2023	27.09
FERGUSON WATERWORKS #1083	CHECK	11/21/2023	2,886.23
FLYERS ENERGY LLC	ACH	11/21/2023	8,903.21
ICONIX WATERWORKS (US) INC	ACH	11/21/2023	9,162.40
INFOSEND, INC.	CHECK	11/21/2023	6,820.60
KENNEDY/JENKS CONSULTANTS INC	ACH	11/21/2023	542.50
KEVIN MILLER	ACH	11/21/2023	363.00
KNOCKOUT PEST CONTROL& TERMITE, INC.	CHECK	11/21/2023	200.00
LINCOLN NATIONAL LIFE INSURANCE COMPANY	CHECK	11/21/2023	5,152.22
MOBILE MIINI, INC	CHECK	11/21/2023	1,261.86
MOBILE MODULAR	CHECK	11/21/2023	3,987.28
PACIFIC PIPELINE SUPPLY	CHECK	11/21/2023	6,120.11
PALOMAR HEALTH	CHECK	11/21/2023	85.00
PARADISE CHEVROLET CADILLAC	ACH	11/21/2023	3,350.10
PRECISION MOBILE DETAILING	ACH	11/21/2023	379.89
PRINCIPAL LIFE INSURANCE COMPANY	ACH	11/21/2023	8,124.86
QUALITY CHEVROLET	ACH	11/21/2023	598.30
QUALITY GATE COMPANY	ACH	11/21/2023	1,266.75
RT LAWRENCE CORPORATION	ACH	11/21/2023	615.65
SAFETY-KLEEN	ACH	11/21/2023	2,681.98
SAN DIEGO GAS & ELECTRIC	CHECK	11/21/2023	1,984.00
SPECIALTY MOWING SERVICES, INC.	ACH	11/21/2023	21,242.05
TIM O'ROURKE	CHECK	11/21/2023	1,232.10
TRI POINTE HOMES - CUSTOMER REFUND	CHECK	11/21/2023	58,785.81
ULINE	CHECK	11/21/2023	409.93
VERIZON WIRELESS	CHECK	11/21/2023	6,349.20
WESTERN LANDSCAPE MAINTENANCE PLUS, INC.	ACH	11/21/2023	532.51
WEX - ADMIN FEES (OCT 2023)	EFT	11/24/2023	89.90
BLACK & VEATCH	CHECK	11/28/2023	889.85
CHRIS HAND	CHECK	11/28/2023	1,992.32
DAVID WRAY	CHECK	11/28/2023	192.34
LIQUID ENVIRONMENTAL SOLUTIONS OF CA, LLC	ACH	11/28/2023	11,340.00
WATERLINE TECHNOLOGIES INC.	CHECK	11/28/2023	11,462.93

Description	Bank Transaction Code	Issue Date	Amount
HOME DEPOT CC - ALL (NOVEMBER 2023 STATEMENT)	EFT	11/29/2023	3,584.12
EDWARD BRADLEY	CHECK	11/30/2023	250.00
		<b>TOTAL:</b>	<b>7,027,945.12</b>

**Director's Expenses  
FY 2023-2024**

Disbursement Date	Description	Miguel Gasca	Claude Hamilton	Julie Johnson	Michael Mack	Pam Townsend-Smith
07/31/23	WATER AGENCIES ASSOC OF S.D. CSDA,SAN DIEGO CHAPTER CONFERENCES (CSDA, ACWA, etc.) TRAINING COUNCIL OF WATER UTILITIES DIRECTORS' PER DIEMS TRAVEL EXPENSES MILEAGE EXPENSE	\$ 150.00	\$ 150.00	\$ 300.00	\$ 150.00	\$ 150.00
	<b>REIMBURSEMENT FROM DIRECTORS</b> Monthly Totals	\$ 150.00	\$ 150.00	\$ 340.61	\$ 150.00	\$ 150.00
08/31/23	WATER AGENCIES ASSOC OF S.D. CSDA,SAN DIEGO CHAPTER CONFERENCES (CSDA, ACWA, etc.) TRAINING COUNCIL OF WATER UTILITIES DIRECTORS' PER DIEMS TRAVEL EXPENSES MILEAGE EXPENSE	\$ 70.00	\$ 70.00	\$ 70.00	\$ 70.00	\$ 70.00
	<b>REIMBURSEMENT FROM DIRECTORS</b> Monthly Totals	\$ 520.00	\$ 370.00	\$ 3,318.46	\$ 3,484.46	\$ 568.47

**Director's Expenses  
FY 2023-2024**

Disbursement Date	Description	Miguel Gasca	Claude Hamilton	Julie Johnson	Michael Mack	Pam Townsend-Smith
09/30/23	WATER AGENCIES ASSOC OF S.D. CSDA,SAN DIEGO CHAPTER CONFERENCES (CSDA, ACWA, etc.) TRAINING COUNCIL OF WATER UTILITIES DIRECTORS' PER DIEMS TRAVEL EXPENSES MILEAGE AND EXPENSES <b>REIMBURSEMENT FROM DIRECTORS</b> Monthly Totals	\$ 300.00	\$ 300.00	\$ 300.00	\$ 300.00	\$ 300.00
		\$ 300.00	\$ 300.00	\$ 300.00	\$ 300.00	\$ 300.00
10/31/23	WATER AGENCIES ASSOC OF S.D. CSDA,SAN DIEGO CHAPTER CONFERENCES (CSDA, ACWA, etc.) TRAINING COUNCIL OF WATER UTILITIES DIRECTORS' PER DIEMS TRAVEL EXPENSES MILEAGE AND EXPENSES <b>REIMBURSEMENT FROM DIRECTORS</b> Monthly Totals				\$ 150.00	
		\$ -	\$ -	\$ -	\$ 150.00	\$ -

**Director's Expenses  
FY 2023-2024**

Disbursement Date	Description	Miguel Gasca	Claude Hamilton	Julie Johnson	Michael Mack	Pam Townsend-Smith
11/30/23	WATER AGENCIES ASSOC OF S.D. CSDA,SAN DIEGO CHAPTER CONFERENCES (CSDA, ACWA, etc.) TRAINING	\$ 815.00			\$ 815.00	
	COUNCIL OF WATER UTILITIES DIRECTORS' PER DIEMS	\$ 750.00	\$ 600.00	\$ 600.00	\$ 900.00	
	TRAVEL EXPENSES	\$ 605.82			\$ 1,136.73	
	MILEAGE EXPENSE	\$ 151.96	\$ 111.35	\$ 165.06		
	<b>REIMBURSEMENT FROM DIRECTORS</b>					
	Monthly Totals	\$ 2,322.78	\$ 711.35	\$ 765.06	\$ 2,851.73	\$ -

**Director's Expenses  
FY 2023-2024**

	Miguel Gasca	Claude Hamilton	Julie Johnson	Michael Mack	Pam Townsend-Smith
<b>2023 Total</b>					
WATER AGENCIES ASSOC OF S.D.	\$ -	\$ -	\$ -	\$ -	\$ -
CSDA,SAN DIEGO CHAPTER	\$ 70.00	\$ 70.00	\$ 70.00	\$ 70.00	\$ 70.00
CONFERENCES (CSDA, ACWA, etc.)	\$ 815.00	\$ -	\$ 675.00	\$ 1,490.00	\$ -
TRAINING	\$ -	\$ -	\$ -	\$ -	\$ -
COUNCIL OF WATER UTILITIES	\$ -	\$ -	\$ -	\$ -	\$ -
DIRECTORS' PER DIEMS	\$ 1,650.00	\$ 1,350.00	\$ 2,100.00	\$ 2,400.00	\$ 900.00
TRAVEL EXPENSES	\$ 605.82	\$ -	\$ 1,673.46	\$ 2,845.19	\$ -
MILEAGE EXPENSE	\$ 151.96	\$ 111.35	\$ 205.67	\$ 131.00	\$ 48.47
REIMBURSEMENT FROM DIRECTORS	\$ -	\$ -	\$ -	\$ -	\$ -
<b>REPORT TOTAL FOR 2023:</b>	<b>\$ 3,292.78</b>	<b>\$ 1,531.35</b>	<b>\$ 4,724.13</b>	<b>\$ 6,936.19</b>	<b>\$ 1,018.47</b>



**American Express  
October & November 2023**

GL Finance Code	GL Transaction Amount	Description
GL 02 61 72000	2,164.29	4 WHEEL PARTS
GL 03 44 60100	1,186.44	AMAZON #112-0067749-4552270
GL 03 44 60100	83.88	AMAZON #112-0377230-0074656
GL 03 44 60100	184.23	AMAZON #112-0630770-1128217
GL 03 44 60100	259.76	AMAZON #112-3333352-4081052
GL 03 44 60100	455.70	AMAZON #112-4641496-1603450
GL 03 44 60100	296.91	AMAZON #112-6924105-7636229
GL 03 44 60100	47.99	AMAZON #112-9150722-3148220
GL 03 36 63100	38.79	AMAZON #114-8017233-4709059
GL 02 61 72000	24.23	AMAZON #114-8235430-7493861
GL 03 44 72000	0.53	AMAZON WEB SERVICES
GL 03 44 72400	94.00	ATLASSIAN
GL 03 41 60100	55.00	AUTHORIZE.NET
GL 03 51 75300	8.00	AVENUE OF THE ARTS
GL 03 42 75500	285.00	AWWA
GL 03 42 75500	99.00	BC WATER JOBS
GL 03 44 72400	192.50	CORELOGIC
GL 03 44 72400	192.50	CORELOGIC
GL 03 51 75300	(550.00)	CSDA
GL 03 41 63401	98.01	CULLIGAN
GL 01 33 56512	221.00	CWEA ASSOCIATION MEMBERSHIP: BROSE (280093)
GL 03 91 75300	137.23	DEPARTMENT LUNCH
GL 03 44 72400	60.00	DIGITAL RIVER
GL 03 44 72400	87.99	DIRECT TV
GL 03 91 75300	9.28	EMPLOYEE TRAINING
GL 03 91 75300	11.06	EMPLOYEE TRAINING
GL 03 41 63400	96.50	FRUIT GUYS #5617199

GL Finance Code	GL Transaction Amount	Description
GL 03 41 63400	48.25	FRUIT GUYS #774
GL 03 41 63400	96.50	FRUIT GUYS #IN6096162
GL 03 41 75300	548.95	GM HOTEL STAY
GL 03 41 74100	1,249.27	GOTOCONNECT
GL 03 44 72400	83.00	GOTOMYP.C.COM
GL 03 43 72500	1,354.47	GRAINGER #9827567463/PO# 13224
GL 03 43 72500	703.29	GRAINGER #9827893323/PO# 13224
GL 03 43 72500	312.87	GRAINGER #9834464985/PO# 13224
GL 03 43 72500	1,510.29	GRAINGER #9839817484/PO# 13277
GL 03 43 72500	306.63	GRAINGER #9840476379/PO# 13277
GL 03 43 72500	312.87	GRAINGER #9847059830/PO# 13224
GL 03 43 72500	592.63	GRAINGER #9852410555/PO# 13277
GL 03 43 72500	3,118.44	GRAINGER #9852927707/PO# 13319
GL 01 34 72000	794.76	GRAINGER #9854537744/PO# 13327
GL 03 45 72000	707.83	GRAINGER #9869497975/PO# 13337
GL 03 43 72500	1,407.62	GRAINGER #9873394069/PO# 13340
GL 03 44 72400	82.76	GRAMMARLY
GL 03 42 56513	1,312.94	HEALTH FAIR - LUNCHES
GL 03 44 72400	53.32	HEXNODE
GL 03 43 75300	439.00	HILTON
GL 03 43 75300	225.00	JPIA
GL 03 42 75500	169.99	LINKEDIN
GL 03 91 75300	92.57	LUNCH W/PDMC
GL 03 41 72000	153.20	MANAGERS LUNCH
GL 03 44 72400	184.96	MICROSOFT
GL 03 42 72400	125.00	NEGOV
GL 03 41 70300	4,295.50	NOSSAMAN #552605
GL 03 91 70300	1,810.50	NOSSAMAN #552605
GL 03 42 70300	3,195.00	NOSSAMAN #552605
GL 03 43 70300	710.00	NOSSAMAN #552605
GL 03 99 70300 300019	355.00	NOSSAMAN #552605
GL 60 99 70300 600037	1,810.50	NOSSAMAN #552605
GL 53 99 70300 530001	248.50	NOSSAMAN #552605
GL 03 41 70300	6,428.00	NOSSAMAN #552606



GL Finance Code	GL Transaction Amount	Description
GL 03 42 70300	1,202.50	NOSSAMAN #552606
GL 03 43 70300	1,137.50	NOSSAMAN #552606
GL 03 91 70300	97.50	NOSSAMAN #552606
GL 60 99 70300 600037	650.00	NOSSAMAN #552606
GL 03 91 70300 700035	260.00	NOSSAMAN #552606
GL 03 41 70300 300020	1,305.00	NOSSAMAN #552607
GL 03 91 70300 300020	585.00	NOSSAMAN #552607
GL 53 99 70300 530001	1,170.00	NOSSAMAN #552607
GL 60 99 70300 600037	2,340.00	NOSSAMAN #552607
GL 62 99 70300 600013	2,340.00	NOSSAMAN #552607
GL 03 41 70300 300024	63,921.50	NOSSAMAN #552608
GL 03 41 70300 300024	14,296.00	NOSSAMAN #552636
GL 03 91 70300 700035	2,115.00	NOSSAMAN #5526607
GL 03 41 72900	205.00	OFFICE DEPOT #332865043001
GL 03 41 72900	89.65	OFFICE DEPOT #333589302001
GL 01 33 72000	22.35	OREILLY
GL 03 44 72400	99.99	PARALLELS
GL 03 41 75300	17.65	PREPASS
GL 03 44 72400	10.00	RING
GL 03 41 72702	2,745.00	SD UNION TRIBUNE
GL 03 41 72900	5.97	STAPLES
GL 03 41 72900	34.26	STAPLES
GL 03 91 72000	333.12	STEM EVENT
GL 03 44 72400	20.28	TWILIO
GL 03 44 72400	153.36	WASABI
GL 01 34 56512	300.00	WATERWISE PRO - ADAGONDON
GL 02 61 56512	300.00	WATERWISE PRO - CHAND
GL 01 35 56512	300.00	WATERWISE PRO - DHILL
GL 01 34 56512	300.00	WATERWISE PRO - DPATTON
GL 01 34 56512	300.00	WATERWISE PRO - EOLIVAS
GL 01 32 56512	450.00	WATERWISE PRO - GCANCINO & RZARAGOZA
GL 01 35 56512	300.00	WATERWISE PRO - KDIAZ
GL 03 43 75300	80.00	WATERWISE PRO - LJOHNSON
GL 03 36 72000	484.00	WHIP AROUND

GL Finance Code	GL Transaction Amount	Description
GL 01 35 72000	40.25	ZOHO
GL 03 44 72400	299.87	ZOOM
GL 03 42 56513	187.54	ACE PARTY RENTAL
GL 03 42 56513	23.32	ALBERTSON
GL 03 44 60100	314.62	AMAZON #112-6601097-8578608
GL 03 44 60100	145.45	AMAZON #112-3905575-3473046
GL 01 32 60000	441.46	AMAZON #113-2391104-9255401/PO #13402
GL 03 41 63400	936.68	AMAZON #113-9232465-3885826
GL 03 44 60100	407.31	AMAZON #112-8136798-4928226
GL 03 44 60100	394.92	AMAZON #112-8199333-4052241
GL 03 44 72000	482.72	AMAZON #112-4145234-4012210
GL 03 44 60100	65.73	AMAZON #112-2727169-0854621
GL 03 41 63400	344.36	AMAZON #114-9933685-5943421
GL 03 41 63400	445.84	AMAZON #114-9933685-5943421
GL 03 44 60100	169.17	AMAZON #112-3905575-3473046
GL 03 42 56513	36.60	AMAZON #114-7349195-5708229
GL 03 41 63400	110.68	AMAZON #114-9933685-5943421
GL 03 44 60100	294.73	AMAZON #112-5513972-5561805
GL 03 44 72000	0.54	AMAZON WEB SERVICES
GL 03 44 60100	239.48	AMAZON #112-6370526-3700235
GL 03 44 60100	247.80	AMAZON #112-5733803-3279468
GL 03 44 60100	506.52	AMAZON #112-1433467-8638625
GL 03 44 60100	(168.84)	AMAZON #112-1725857-6427409
GL 03 44 60100	(168.84)	AMAZON #112-1725857-6427409
GL 03 44 60100	337.68	AMAZON #112-1725857-6427409
GL 03 44 72000	4.99	APPLE.COM
GL 03 44 72400	98.20	ATLASSIAN
GL 03 44 60100	55.00	AUTHORIZE.NET
GL 03 44 72400	192.50	CORELOGIC
GL 03 42 75300	52.79	CROWN & ANCHOR
GL 03 41 63401	93.01	CULLIGAN
GL 03 91 72000	9.19	CVS
GL 03 44 72400	87.99	DIRECT TV
GL 02 61 75300	220.00	CWEA

GL Finance Code	GL Transaction Amount	Description
GL 01 34 72000	176.04	FULL SOURCE
GL 03 41 74100	1,255.60	GOTOCONNECT
GL 03 42 75500	150.00	GFOA
GL 03 42 75500	125.00	NEOGOV
GL 03 42 75500	125.00	NEOGOV
GL 03 42 75300	27.04	HR HOTEL STAY
GL 03 42 75300	1,136.35	HR HOTEL STAY
GL 03 42 75500	180.65	INDEED
GL 03 42 75500	169.99	LINKED
GL 03 41 63401	304.93	LOWES
GL 03 42 75300	18.84	HR TRANSPORTATION
GL 03 42 75300	11.99	HR TRANSPORTATION
GL 03 42 75300	13.82	HR TRANSPORTATION
GL 03 42 75300	16.70	HR TRANSPORTATION
GL 03 42 75300	11.88	HR TRANSPORTATION
GL 03 44 72400	191.12	MICROSOFT
GL 03 42 75300	28.77	HR HOTEL STAY
GL 03 91 70300	585.00	NOSSAMAN #554170
GL 60 99 70300 600003	1,080.00	NOSSAMAN #554170
GL 60 99 70300 600037	225.00	NOSSAMAN #554170
GL 03 91 70300 700014	180.00	NOSSAMAN #554170
GL 03 91 70300 700029	2,360.00	NOSSAMAN #554170
GL 03 91 70300 700034	675.00	NOSSAMAN #554170
GL 03 41 70300 300024	24,967.00	NOSSAMAN #554171
GL 03 41 70300 300024	34,364.35	NOSSAMAN #554173
GL 03 41 70300 300022	434.00	NOSSAMAN #554172
GL 03 41 70300	9,016.70	NOSSAMAN #554169
GL 03 43 70300	1,420.00	NOSSAMAN #554169
GL 62 99 70300 600013	1,526.50	NOSSAMAN #554169
GL 03 41 75300	84.00	PALA MESA MARKET
GL 03 20 75300	50.54	PALA MESA MARKET
GL 01 33 72000	131.72	POLLARDWATER
GL 03 42 75300	79.74	HR HOTEL STAY
GL 03 41 75300	17.65	PREPASS

GL Finance Code	GL Transaction Amount	Description
GL 03 44 72400	10.00	RING
GL 03 42 75300	57.44	PRADO T2E
GL 02 61 72000	350.85	BULLEN COMPANIES
GL 03 41 63400	96.50	FRUIT GUYS #190902
GL 03 41 63400	48.25	FRUIT GUYS #190342
GL 03 41 63400	96.50	FRUIT GUYS #189401
GL 03 41 63400	48.25	FRUIT GUYS #188385
GL 03 42 75300	4.70	HR TRANSPORTATION
GL 03 42 75300	5.16	HR TRANSPORTATION
GL 03 42 75300	9.80	HR TRANSPORTATION
GL 03 42 75300	27.58	HR TRANSPORTATION
GL 03 42 75300	4.65	HR TRANSPORTATION
GL 03 42 75300	11.48	HR TRANSPORTATION
GL 03 42 75300	100.55	HR PARKING
GL 03 44 72400	104.91	WASABI
GL 03 41 63401	160.95	WAXIE
GL 03 41 63401	599.42	WAXIE
GL 03 36 72000	484.00	WHIP AROUND
GL 03 42 56513	127.24	FOSSIL.COM
GL 03 41 72000	56.44	Z CAFE
GL 01 35 72000	40.25	ZOHO
GL 03 44 72400	299.87	ZOOM
	<b>229,484.83</b>	<b>TOTAL</b>

Attachment I

Rainbow Municipal Water District  
Property spreadsheet

APN	Description of Use	Acreage
1023000800	North Reservoir	4.8
1023001100	U-1 Pump Station	0.14
1023005000	Rainbow Creek Crossing near North Reservoir	0.89
1023005300	Connection 9	0.01
1024300900	Pump Station across PS1 (not in use)	0.12
1025702000	U-1 Tanks	1.08
1026305400	Pump Station #1	0.33
1026602000	Booster Pump Station #4	0.03
1027001600	Pump Station #3	0.67
1071702800	Connection 7	1.60
1071702900	Pala Mesa Tank	10.35
1080206900	Northside Reservoir	9.23
1082210600	Beck Reservoir	27.25
1082210900	Near Beck Reservoir	4.82
1082211000	Near Beck Reservoir	6.23
1082211800	Near Beck Reservoir - Excess Property (not in use)	4.68
1084210600	Rice Canyon Tank	1.00
1084410300	Canonita Tank	2.41
1091410700	Gomez Creek Tank	1.00
1092310900	Rainbow Heights Tank	0.35
1092303000	Rainbow Heights Tank	0.99
1092341000	Rainbow Heights Concrete Tank - used for SCADA	1.74
1093101800	Vallejicos Tank	0.55
1093822800	Magee Tank	1.03
1093912400	Magee Pump Station	0.3
1100721000	Huntley Road Pump Station	0.52
1102203700	Huntley Chlorination Station (not in use)	0.2
1212011000	Morro Tank	0.31
1212011100	Morro Tank	4.85
1212011200	Morro Reservoir	13.01
1213300900	Morro Reservoir	6.79
1250703200	Sumac Reservoir (Not in Use)	1.72
1250902600	Headquarters	7.38
1250903400	Headquarters	4.43
1250903500	Headquarters	3.40
1250903800	Headquarters	17.03
1251002100	Rancho Viejo Lift Station #5	0.05
1252311800	Hutton Tank	1.39
1252312600	Hutton Tank	0.89
1260803100	Via de los Cepillos Easement	0.47
1261708700	Lift Station #2	0.08
1261708900	Lift Station #2	0.12
1263004200	Lift Station #1	0.01
1270710500	Bonsall Reservoir (Not in Use)	6.19
1270710600	Connection 6	0.28
1271512300	Turner Tank	15.12
1721404300	Gopher Canyon Tank	1.84
	<b>Total</b>	<b>167.68</b>

# Active Funding Requests

Grant or Loan applications that are in the process or being submitted, or awaiting selection announcement

Program Name & Agency	Status	Funding Requested	Important Dates	Purpose
<p>State and Local Cybersecurity Grant Program (SLCGP)</p> <p>CalOES</p>	<p>10/03/23</p> <p>State plan submitted to CISA in September. Awaiting further work group sessions.</p>	TBD	TBD	<p>To address issues identified in State's Cybersecurity Plan. Funds will be passed down from the state (grantee) to eligible agencies (sub-grantees). Per first committee meeting on 12/16/22, the amount of federal funds allocated for California is not substantial. The type of projects they are looking to fund will be one-off projects that help establish more of an organized approach and framework for addressing cybersecurity projects, as opposed to individual projects.</p>
<p>Regional Conservation Partnership Program</p> <p>USDA Natural Resources Conservation Service</p>	<p>02/21/23 Partners to hold meeting within week</p>	\$368,832	<p>Project Start: 03/01/2023</p>	<p>Evaluation of irrigation system uniformity and efficiency through on-farm irrigation audits. Soil quality limitation improvements on 400 acres will be measured as soil organic matter and soil respiration rates and sequestered carbon.</p>
<p>Regional Resilience Planning Grant Program</p> <p>CA Governor's Office of Planning and Research</p>	<p>Drafting additional scope for multi-agency cooperation section</p>	\$650,000	<p>TBD</p> <p>Awaiting second funding term</p>	<p>The Regional Resilience Grant Program (RRGP) is a new grant program that funds projects led by partnerships that involve multiple jurisdictions working together to address the most significant climate change risks in their regions, especially in communities that are most vulnerable to climate change impacts. These impacts could include but are not limited to wildfires, rising sea levels, droughts, floods, increasing temperatures, and extreme heat events.</p>
<p>Innovative Water Infrastructure Workforce Development Program</p> <p>EPA</p>	<p>In progress</p>	TBD	<p>Due November 17, 2023</p>	<p>For expanding public awareness about job opportunities in the drinking water and wastewater utility sector, and address the workforce needs of drinking water and wastewater utilities. May be achieved by developing and implementing targeted internship, apprenticeship, pre-apprenticeship, and post-secondary bridge programs for priority water utility trades.</p>

## Awarded Funding Requests

Approved Grant or Loan applications that are awaiting award or post-award reporting

Program Name	Status	Funding Awarded	Important Dates	Purpose
<b>MWD Conservation Funding</b> San Diego Integrated Regional Water Management	12/21/2023 Expenditure reporting complete. Awaiting check from SDCWA	\$15,000	Expend funds by March 2024	Proposed project will assist HOA for the Terrace at San Luis Rey to conduct a pilot turf replacement project in a 3500 square foot communal space on their property. This pilot project includes irrigation system retrofits and upgrades and the installation of drought efficient landscaping.
<b>Wellness Grant</b> JPIA ACWA	07/12/2023 Award Notification	\$2,000	Expend funds by June 24, 2024	Funds will be used to enhance the well-being of our employees through two key initiatives: providing flu shots and massage canes.
<b>Community Grants Program</b> EPA	07/14/2023 Award Notification	\$1,596,762	Expend funds by September 30, 2024	Funds will be put towards the Thoroughbred Lift Station and Sewer Improvements project, including the replacement and expansion of a critical lift station, two gravity mains, and one force main.
<b>Leadership Program</b> JPIA ACWA	07/25/2023 Award Notification	All costs for selected attendee	TBD	To pay for participation in JPIA's Leadership Essentials for the Water Industry program for our selected attendee.
<b>Wildfire Prevention Grant</b> CalFire	12/27/2023 CalFire to return executed agreement around Jan 2024	\$161,840	Expend funds by March 15, 2029	To pay for vegetation mitigation around District infrastructure.
<b>Community Partnering Program</b> Metropolitan Water District	12/27/2023 Project Approved. Check arriving soon	\$2,902	Expend funds by June 30, 2024	For supplies for the District-hosted educational field trips for STEM students from Bonsall High School.